



US 20200119289A1

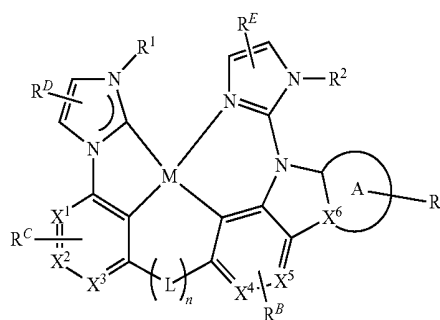
(19) **United States**(12) **Patent Application Publication**
LIN et al.(10) **Pub. No.: US 2020/0119289 A1**(43) **Pub. Date: Apr. 16, 2020**(54) **ORGANIC ELECTROLUMINESCENT
MATERIALS AND DEVICES****Publication Classification**

(51) **Int. Cl.**
H01L 51/00 (2006.01)

(52) **U.S. Cl.**
CPC **H01L 51/0087** (2013.01); **H01L 51/5016**
(2013.01); **H01L 51/0072** (2013.01); **H01L**
51/0067 (2013.01)

(71) Applicant: **Universal Display Corporation,**
Ewing, NJ (US)(72) Inventors: **Chun LIN**, Yardley, PA (US);
Hsiao-Fan CHEN, Lawrence
Township, NJ (US); **Jerald**
FELDMAN, Cherry Hill, NJ (US);
Tyler FLEETHAM, Newtown, PA
(US); **Peter WOLOHAN**, Princeton
Junction, NJ (US); **Jason BROOKS**,
Philadelphia, PA (US)(73) Assignee: **Universal Display Corporation,**
Ewing, NJ (US)(21) Appl. No.: **16/586,041**(22) Filed: **Sep. 27, 2019****Related U.S. Application Data**(60) Provisional application No. 62/898,219, filed on Sep.
10, 2019, provisional application No. 62/859,919,
filed on Jun. 11, 2019, provisional application No.
62/823,922, filed on Mar. 26, 2019, provisional ap-
plication No. 62/745,541, filed on Oct. 15, 2018.(57) **ABSTRACT**

A compound of Formula I



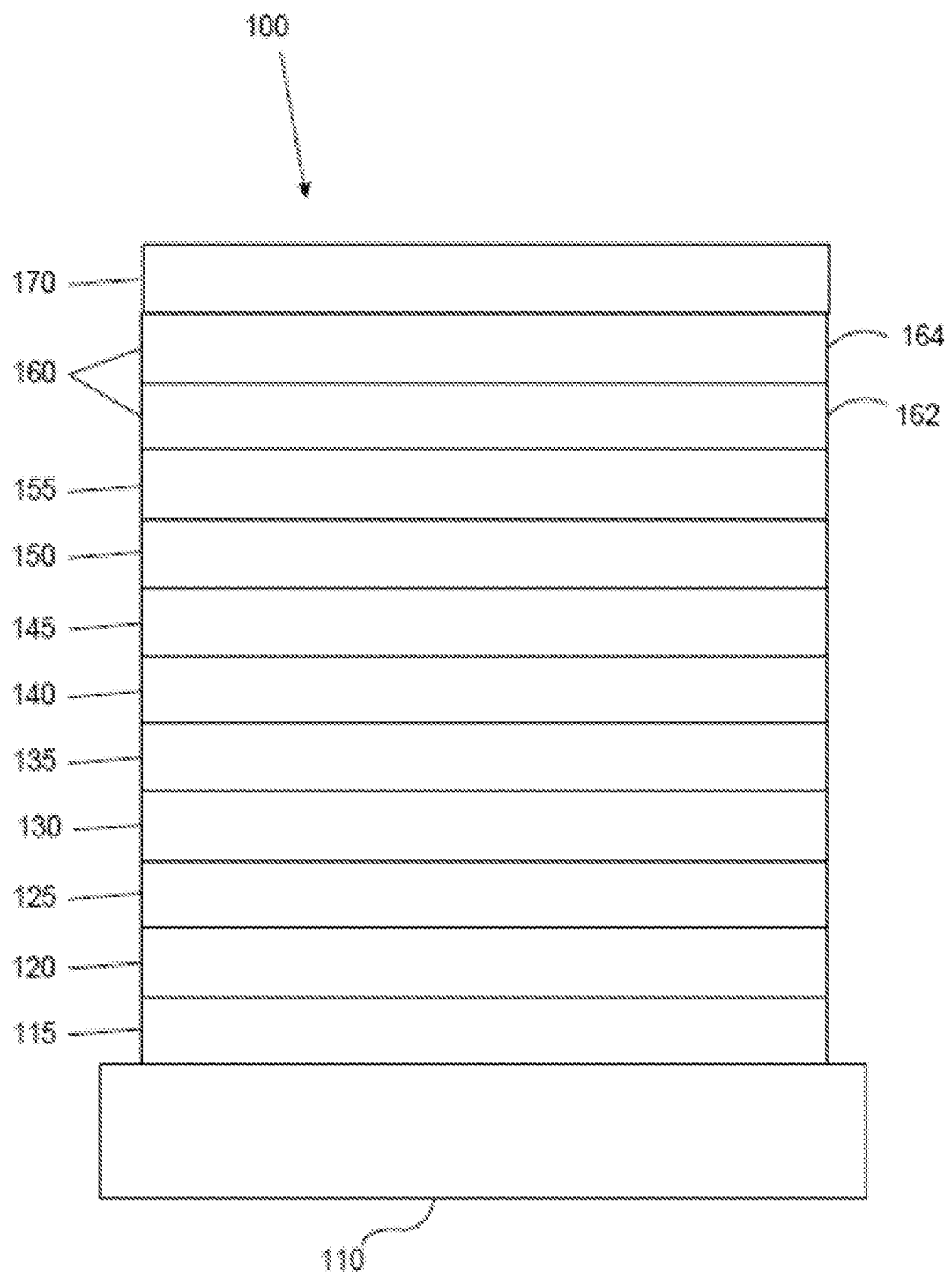


FIG. 1

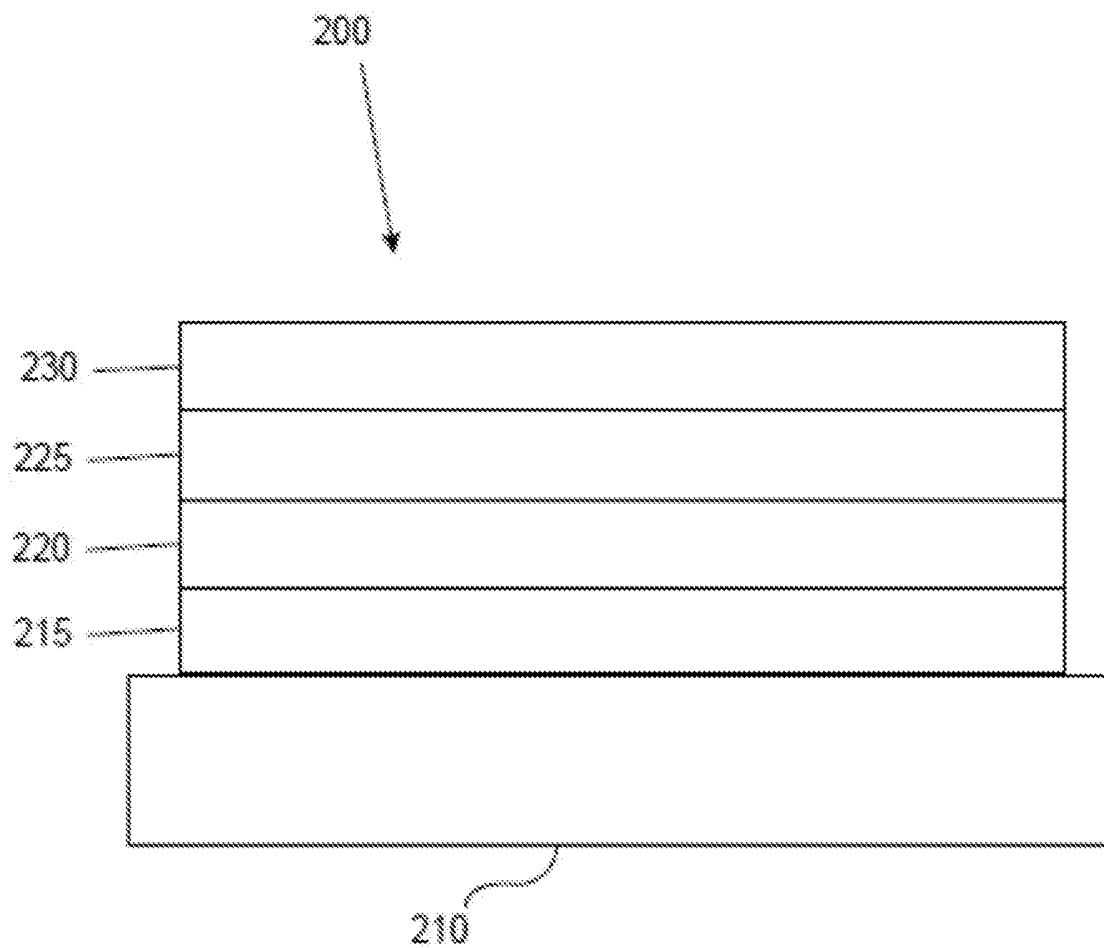


FIG. 2

ORGANIC ELECTROLUMINESCENT MATERIALS AND DEVICES

CROSS-REFERENCE TO RELATED APPLICATIONS

[0001] This application claims priority under 35 U.S.C. § 119(e) to U.S. Provisional Applications No. 62/898,219, filed Sep. 10, 2019, No. 62/859,919, filed Jun. 11, 2019, No. 62/823,922, filed Mar. 26, 2019, and No. 62/745,541, filed Oct. 15, 2018, the entire contents of which are incorporated herein by reference.

FIELD

[0002] The present invention relates to compounds for use as emitters, and devices, such as organic light emitting diodes, including the same.

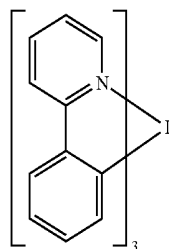
BACKGROUND

[0003] Opto-electronic devices that make use of organic materials are becoming increasingly desirable for a number of reasons. Many of the materials used to make such devices are relatively inexpensive, so organic opto-electronic devices have the potential for cost advantages over inorganic devices. In addition, the inherent properties of organic materials, such as their flexibility, may make them well suited for particular applications such as fabrication on a flexible substrate. Examples of organic opto-electronic devices include organic light emitting diodes/devices (OLEDs), organic phototransistors, organic photovoltaic cells, and organic photodetectors. For OLEDs, the organic materials may have performance advantages over conventional materials. For example, the wavelength at which an organic emissive layer emits light may generally be readily tuned with appropriate dopants.

[0004] OLEDs make use of thin organic films that emit light when voltage is applied across the device. OLEDs are becoming an increasingly interesting technology for use in applications such as flat panel displays, illumination, and backlighting. Several OLED materials and configurations are described in U.S. Pat. Nos. 5,844,363, 6,303,238, and 5,707,745, which are incorporated herein by reference in their entirety.

[0005] One application for phosphorescent emissive molecules is a full color display. Industry standards for such a display call for pixels adapted to emit particular colors, referred to as “saturated” colors. In particular, these standards call for saturated red, green, and blue pixels. Alternatively the OLED can be designed to emit white light. In conventional liquid crystal displays emission from a white backlight is filtered using absorption filters to produce red, green and blue emission. The same technique can also be used with OLEDs. The white OLED can be either a single EML device or a stack structure. Color may be measured using CIE coordinates, which are well known to the art.

[0006] One example of a green emissive molecule is tris(2-phenylpyridine) iridium, denoted Ir(ppy)₃, which has the following structure:



[0007] In this, and later figures herein, we depict the dative bond from nitrogen to metal (here, Ir) as a straight line.

[0008] As used herein, the term “organic” includes polymeric materials as well as small molecule organic materials that may be used to fabricate organic opto-electronic devices. “Small molecule” refers to any organic material that is not a polymer, and “small molecules” may actually be quite large. Small molecules may include repeat units in some circumstances. For example, using a long chain alkyl group as a substituent does not remove a molecule from the “small molecule” class. Small molecules may also be incorporated into polymers, for example as a pendent group on a polymer backbone or as a part of the backbone. Small molecules may also serve as the core moiety of a dendrimer, which consists of a series of chemical shells built on the core moiety. The core moiety of a dendrimer may be a fluorescent or phosphorescent small molecule emitter. A dendrimer may be a “small molecule,” and it is believed that all dendrimers currently used in the field of OLEDs are small molecules.

[0009] As used herein, “top” means furthest away from the substrate, while “bottom” means closest to the substrate. Where a first layer is described as “disposed over” a second layer, the first layer is disposed further away from substrate. There may be other layers between the first and second layer, unless it is specified that the first layer is “in contact with” the second layer. For example, a cathode may be described as “disposed over” an anode, even though there are various organic layers in between.

[0010] As used herein, “solution processible” means capable of being dissolved, dispersed, or transported in and/or deposited from a liquid medium, either in solution or suspension form.

[0011] A ligand may be referred to as “photoactive” when it is believed that the ligand directly contributes to the photoactive properties of an emissive material. A ligand may be referred to as “ancillary” when it is believed that the ligand does not contribute to the photoactive properties of an emissive material, although an ancillary ligand may alter the properties of a photoactive ligand.

[0012] As used herein, and as would be generally understood by one skilled in the art, a first “Highest Occupied Molecular Orbital” (HOMO) or “Lowest Unoccupied Molecular Orbital” (LUMO) energy level is “greater than” or “higher than” a second HOMO or LUMO energy level if the first energy level is closer to the vacuum energy level. Since ionization potentials (IP) are measured as a negative energy relative to a vacuum level, a higher HOMO energy level corresponds to an IP having a smaller absolute value (an IP that is less negative). Similarly, a higher LUMO energy level corresponds to an electron affinity (EA) having a smaller absolute value (an EA that is less negative). On a conventional energy level diagram, with the vacuum level at the top, the LUMO energy level of a material is higher than

the HOMO energy level of the same material. A “higher” HOMO or LUMO energy level appears closer to the top of such a diagram than a “lower” HOMO or LUMO energy level.

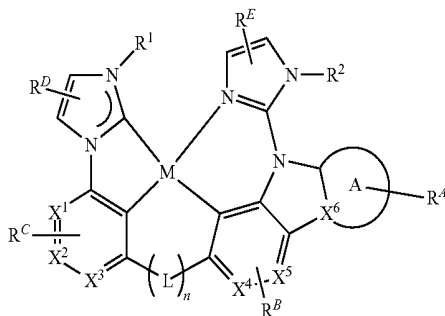
[0013] As used herein, and as would be generally understood by one skilled in the art, a first work function is “greater than” or “higher than” a second work function if the first work function has a higher absolute value. Because work functions are generally measured as negative numbers relative to vacuum level, this means that a “higher” work function is more negative. On a conventional energy level diagram, with the vacuum level at the top, a “higher” work function is illustrated as further away from the vacuum level in the downward direction. Thus, the definitions of HOMO and LUMO energy levels follow a different convention than work functions.

[0014] More details on OLEDs, and the definitions described above, can be found in U.S. Pat. No. 7,279,704, which is incorporated herein by reference in its entirety.

SUMMARY

[0015] Pt tetradentate complexes containing imidazole-carbazole and phenylimidazole derived carbene ligands are disclosed. The unique substituents on the imidazole ring can prevent the Pt compounds from stacking from each other. The compounds can be used as emitters, especially blue emitters in an OLED device.

[0016] A compound of Formula I



is disclosed in which; M is Pt or Pd; ring A is a 5-membered or 6-membered aromatic ring; X¹ to X⁶ are each independently C or N, provided that X¹ to X³ are not all N; n is 0 or 1; when n is 1, L is present and is selected from the group consisting of O, S, Se, NR, BR, CRR', SiRR', C=O, S=O, SO₂, NR—CRR', CRR'—CRR', SiRR'—SiRR', SiRR'—CRR'; when n is 0, L is not present; each R^A, R^B, R^C, R^D, and R^E independently represents mono to a maximum possible number of substitutions, or no substitution; each R¹, R², R, R', R^A, R^B, R^C, R^D, and R^E is independently a hydrogen or a substituent selected from the group consisting of the general substituents defined above; R¹ can be joined with R^E; and any two substituents can be joined or fused together to form a ring.

[0017] An OLED comprising the compound of the present disclosure in an organic layer therein is also disclosed.

[0018] A consumer product comprising the OLED is also disclosed.

BRIEF DESCRIPTION OF THE DRAWINGS

[0019] FIG. 1 shows an organic light emitting device.

[0020] FIG. 2 shows an inverted organic light emitting device that does not have a separate electron transport layer.

DETAILED DESCRIPTION

[0021] Generally, an OLED comprises at least one organic layer disposed between and electrically connected to an anode and a cathode. When a current is applied, the anode injects holes and the cathode injects electrons into the organic layer(s). The injected holes and electrons each migrate toward the oppositely charged electrode. When an electron and hole localize on the same molecule, an “exciton,” which is a localized electron-hole pair having an excited energy state, is formed. Light is emitted when the exciton relaxes via a photoemissive mechanism. In some cases, the exciton may be localized on an excimer or an exciplex. Non-radiative mechanisms, such as thermal relaxation, may also occur, but are generally considered undesirable.

[0022] The initial OLEDs used emissive molecules that emitted light from their singlet states (“fluorescence”) as disclosed, for example, in U.S. Pat. No. 4,769,292, which is incorporated by reference in its entirety. Fluorescent emission generally occurs in a time frame of less than 10 nanoseconds.

[0023] More recently, OLEDs having emissive materials that emit light from triplet states (“phosphorescence”) have been demonstrated. Baldo et al., “Highly Efficient Phosphorescent Emission from Organic Electroluminescent Devices,” *Nature*, vol. 395, 151-154, 1998; (“Baldo-I”) and Baldo et al., “Very high-efficiency green organic light-emitting devices based on electrophosphorescence,” *Appl. Phys. Lett.*, vol. 75, No. 3, 4-6 (1999) (“Baldo-II”), are incorporated by reference in their entireties. Phosphorescence is described in more detail in U.S. Pat. No. 7,279,704 at cols. 5-6, which are incorporated by reference.

[0024] FIG. 1 shows an organic light emitting device 100. The figures are not necessarily drawn to scale. Device 100 may include a substrate 110, an anode 115, a hole injection layer 120, a hole transport layer 125, an electron blocking layer 130, an emissive layer 135, a hole blocking layer 140, an electron transport layer 145, an electron injection layer 150, a protective layer 155, a cathode 160, and a barrier layer 170. Cathode 160 is a compound cathode having a first conductive layer 162 and a second conductive layer 164. Device 100 may be fabricated by depositing the layers described, in order. The properties and functions of these various layers, as well as example materials, are described in more detail in U.S. Pat. No. 7,279,704 at cols. 6-10, which are incorporated by reference.

[0025] More examples for each of these layers are available. For example, a flexible and transparent substrate-anode combination is disclosed in U.S. Pat. No. 5,844,363, which is incorporated by reference in its entirety. An example of a p-doped hole transport layer is m-MTDATA doped with F₄-TCNQ at a molar ratio of 50:1, as disclosed in U.S. Patent Application Publication No. 2003/0230980, which is incorporated by reference in its entirety. Examples of emissive and host materials are disclosed in U.S. Pat. No. 6,303,238 to Thompson et al., which is incorporated by reference in its entirety. An example of an n-doped electron transport layer is BPhen doped with Li at a molar ratio of 1:1, as disclosed in U.S. Patent Application Publication No. 2003/0230980, which is incorporated by reference in its entirety. U.S. Pat. Nos. 5,703,436 and 5,707,745, which are incorporated by

reference in their entireties, disclose examples of cathodes including compound cathodes having a thin layer of metal such as Mg:Ag with an overlying transparent, electrically-conductive, sputter-deposited ITO layer. The theory and use of blocking layers is described in more detail in U.S. Pat. No. 6,097,147 and U.S. Patent Application Publication No. 2003/0230980, which are incorporated by reference in their entireties. Examples of injection layers are provided in U.S. Patent Application Publication No. 2004/0174116, which is incorporated by reference in its entirety. A description of protective layers may be found in U.S. Patent Application Publication No. 2004/0174116, which is incorporated by reference in its entirety.

[0026] FIG. 2 shows an inverted OLED 200. The device includes a substrate 210, a cathode 215, an emissive layer 220, a hole transport layer 225, and an anode 230. Device 200 may be fabricated by depositing the layers described, in order. Because the most common OLED configuration has a cathode disposed over the anode, and device 200 has cathode 215 disposed under anode 230, device 200 may be referred to as an “inverted” OLED. Materials similar to those described with respect to device 100 may be used in the corresponding layers of device 200. FIG. 2 provides one example of how some layers may be omitted from the structure of device 100.

[0027] The simple layered structure illustrated in FIGS. 1 and 2 is provided by way of non-limiting example, and it is understood that embodiments of the invention may be used in connection with a wide variety of other structures. The specific materials and structures described are exemplary in nature, and other materials and structures may be used. Functional OLEDs may be achieved by combining the various layers described in different ways, or layers may be omitted entirely, based on design, performance, and cost factors. Other layers not specifically described may also be included. Materials other than those specifically described may be used. Although many of the examples provided herein describe various layers as comprising a single material, it is understood that combinations of materials, such as a mixture of host and dopant, or more generally a mixture, may be used. Also, the layers may have various sublayers. The names given to the various layers herein are not intended to be strictly limiting. For example, in device 200, hole transport layer 225 transports holes and injects holes into emissive layer 220, and may be described as a hole transport layer or a hole injection layer. In one embodiment, an OLED may be described as having an “organic layer” disposed between a cathode and an anode. This organic layer may comprise a single layer, or may further comprise multiple layers of different organic materials as described, for example, with respect to FIGS. 1 and 2.

[0028] Structures and materials not specifically described may also be used, such as OLEDs comprised of polymeric materials (PLEDs) such as disclosed in U.S. Pat. No. 5,247,190 to Friend et al., which is incorporated by reference in its entirety. By way of further example, OLEDs having a single organic layer may be used. OLEDs may be stacked, for example as described in U.S. Pat. No. 5,707,745 to Forrest et al, which is incorporated by reference in its entirety. The OLED structure may deviate from the simple layered structure illustrated in FIGS. 1 and 2. For example, the substrate may include an angled reflective surface to improve out-coupling, such as a mesa structure as described in U.S. Pat. No. 6,091,195 to Forrest et al., and/or a pit structure as

described in U.S. Pat. No. 5,834,893 to Bulovic et al., which are incorporated by reference in their entireties.

[0029] Unless otherwise specified, any of the layers of the various embodiments may be deposited by any suitable method. For the organic layers, preferred methods include thermal evaporation, ink-jet, such as described in U.S. Pat. Nos. 6,013,982 and 6,087,196, which are incorporated by reference in their entireties, organic vapor phase deposition (OVPD), such as described in U.S. Pat. No. 6,337,102 to Forrest et al., which is incorporated by reference in its entirety, and deposition by organic vapor jet printing (OVJP), such as described in U.S. Pat. No. 7,431,968, which is incorporated by reference in its entirety. Other suitable deposition methods include spin coating and other solution based processes. Solution based processes are preferably carried out in nitrogen or an inert atmosphere. For the other layers, preferred methods include thermal evaporation. Preferred patterning methods include deposition through a mask, cold welding such as described in U.S. Pat. Nos. 6,294,398 and 6,468,819, which are incorporated by reference in their entireties, and patterning associated with some of the deposition methods such as ink-jet and organic vapor jet printing (OVJP). Other methods may also be used. The materials to be deposited may be modified to make them compatible with a particular deposition method. For example, substituents such as alkyl and aryl groups, branched or unbranched, and preferably containing at least 3 carbons, may be used in small molecules to enhance their ability to undergo solution processing. Substituents having 20 carbons or more may be used, and 3-20 carbons is a preferred range. Materials with asymmetric structures may have better solution processibility than those having symmetric structures, because asymmetric materials may have a lower tendency to recrystallize. Dendrimer substituents may be used to enhance the ability of small molecules to undergo solution processing.

[0030] Devices fabricated in accordance with embodiments of the present invention may further optionally comprise a barrier layer. One purpose of the barrier layer is to protect the electrodes and organic layers from damaging exposure to harmful species in the environment including moisture, vapor and/or gases, etc. The barrier layer may be deposited over, under or next to a substrate, an electrode, or over any other parts of a device including an edge. The barrier layer may comprise a single layer, or multiple layers. The barrier layer may be formed by various known chemical vapor deposition techniques and may include compositions having a single phase as well as compositions having multiple phases. Any suitable material or combination of materials may be used for the barrier layer. The barrier layer may incorporate an inorganic or an organic compound or both. The preferred barrier layer comprises a mixture of a polymeric material and a non-polymeric material as described in U.S. Pat. No. 7,968,146, PCT Pat. Application Nos. PCT/US2007/023098 and PCT/US2009/042829, which are herein incorporated by reference in their entireties. To be considered a “mixture”, the aforesaid polymeric and non-polymeric materials comprising the barrier layer should be deposited under the same reaction conditions and/or at the same time. The weight ratio of polymeric to non-polymeric material may be in the range of 95:5 to 5:95. The polymeric material and the non-polymeric material may be created from the same precursor material. In one

example, the mixture of a polymeric material and a non-polymeric material consists essentially of polymeric silicon and inorganic silicon.

[0031] Devices fabricated in accordance with embodiments of the invention can be incorporated into a wide variety of electronic component modules (or units) that can be incorporated into a variety of electronic products or intermediate components. Examples of such electronic products or intermediate components include display screens, lighting devices such as discrete light source devices or lighting panels, etc. that can be utilized by the end-user product manufacturers. Such electronic component modules can optionally include the driving electronics and/or power source(s). Devices fabricated in accordance with embodiments of the invention can be incorporated into a wide variety of consumer products that have one or more of the electronic component modules (or units) incorporated therein. A consumer product comprising an OLED that includes the compound of the present disclosure in the organic layer in the OLED is disclosed. Such consumer products would include any kind of products that include one or more light source(s) and/or one or more of some type of visual displays. Some examples of such consumer products include flat panel displays, curved displays, computer monitors, medical monitors, televisions, billboards, lights for interior or exterior illumination and/or signaling, heads-up displays, fully or partially transparent displays, flexible displays, rollable displays, foldable displays, stretchable displays, laser printers, telephones, mobile phones, tablets, phablets, personal digital assistants (PDAs), wearable devices, laptop computers, digital cameras, camcorders, viewfinders, micro-displays (displays that are less than 2 inches diagonal), 3-D displays, virtual reality or augmented reality displays, vehicles, video walls comprising multiple displays tiled together, theater or stadium screen, a light therapy device, and a sign. Various control mechanisms may be used to control devices fabricated in accordance with the present invention, including passive matrix and active matrix. Many of the devices are intended for use in a temperature range comfortable to humans, such as 18 degrees C. to 30 degrees C., and more preferably at room temperature (20-25 degrees C.), but could be used outside this temperature range, for example, from -40 degree C. to +80 degree C.

[0032] The materials and structures described herein may have applications in devices other than OLEDs. For example, other optoelectronic devices such as organic solar cells and organic photodetectors may employ the materials and structures. More generally, organic devices, such as organic transistors, may employ the materials and structures.

[0033] The terms “halo,” “halogen,” and “halide” are used interchangeably and refer to fluorine, chlorine, bromine, and iodine.

[0034] The term “acyl” refers to a substituted carbonyl radical ($\text{C}(\text{O})\text{—R}_s$).

[0035] The term “ester” refers to a substituted oxycarbonyl ($\text{—O—C}(\text{O})\text{—R}$ or $\text{—C}(\text{O})\text{—O—R}_s$) radical.

[0036] The term “ether” refers to an —OR_s radical.

[0037] The terms “sulfanyl” or “thio-ether” are used interchangeably and refer to a —SR_s radical.

[0038] The term “sulfinyl” refers to a $\text{—S}(\text{O})\text{—R}_s$ radical.

[0039] The term “sulfonyl” refers to a $\text{—SO}_2\text{—R}_s$ radical.

[0040] The term “phosphino” refers to a $\text{—P}(\text{R}_s)_3$ radical, wherein each R_s can be same or different.

[0041] The term “silyl” refers to a $\text{—Si}(\text{R}_s)_3$ radical, wherein each R_s can be same or different.

[0042] In each of the above, R_s can be hydrogen or a substituent selected from the group consisting of deuterium, halogen, alkyl, cycloalkyl, heteroalkyl, heterocycloalkyl, arylalkyl, alkoxy, aryloxy, amino, silyl, alkenyl, cycloalkenyl, heteroalkenyl, alkynyl, aryl, heteroaryl, and combination thereof. Preferred R_s is selected from the group consisting of alkyl, cycloalkyl, aryl, heteroaryl, and combination thereof.

[0043] The term “alkyl” refers to and includes both straight and branched chain alkyl radicals. Preferred alkyl groups are those containing from one to fifteen carbon atoms and includes methyl, ethyl, propyl, 1-methylethyl, butyl, 1-methylpropyl, 2-methylpropyl, pentyl, 1-methylbutyl, 2-methylbutyl, 3-methylbutyl, 1,1-dimethylpropyl, 1,2-dimethylpropyl, 2,2-dimethylpropyl, and the like. Additionally, the alkyl group is optionally substituted.

[0044] The term “cycloalkyl” refers to and includes monocyclic, polycyclic, and spiro alkyl radicals. Preferred cycloalkyl groups are those containing 3 to 12 ring carbon atoms and includes cyclopropyl, cyclopentyl, cyclohexyl, bicyclo[3.1.1]heptyl, spiro[4.5]decyl, spiro[5.5]undecyl, adamantyl, and the like. Additionally, the cycloalkyl group is optionally substituted.

[0045] The terms “heteroalkyl” or “heterocycloalkyl” refer to an alkyl or a cycloalkyl radical, respectively, having at least one carbon atom replaced by a heteroatom. Optionally the at least one heteroatom is selected from O, S, N, P, B, Si and Se, preferably, O, S or N. Additionally, the heteroalkyl or heterocycloalkyl group is optionally substituted.

[0046] The term “alkenyl” refers to and includes both straight and branched chain alkene radicals. Alkenyl groups are essentially alkyl groups that include at least one carbon-carbon double bond in the alkyl chain. Cycloalkenyl groups are essentially cycloalkyl groups that include at least one carbon-carbon double bond in the cycloalkyl ring. The term “heteroalkenyl” as used herein refers to an alkenyl radical having at least one carbon atom replaced by a heteroatom. Optionally the at least one heteroatom is selected from O, S, N, P, B, Si, and Se, preferably, O, S, or N. Preferred alkenyl, cycloalkenyl, or heteroalkenyl groups are those containing two to fifteen carbon atoms. Additionally, the alkenyl, cycloalkenyl, or heteroalkenyl group is optionally substituted.

[0047] The term “alkynyl” refers to and includes both straight and branched chain alkyne radicals. Preferred alkynyl groups are those containing two to fifteen carbon atoms. Additionally, the alkynyl group is optionally substituted.

[0048] The terms “aralkyl” or “arylalkyl” are used interchangeably and refer to an alkyl group that is substituted with an aryl group. Additionally, the aralkyl group is optionally substituted.

[0049] The term “heterocyclic group” refers to and includes aromatic and non-aromatic cyclic radicals containing at least one heteroatom. Optionally the at least one heteroatom is selected from O, S, N, P, B, Si, and Se, preferably, O, S, or N. Hetero-aromatic cyclic radicals may be used interchangeably with heteroaryl. Preferred hetero-non-aromatic cyclic groups are those containing 3 to 7 ring atoms which includes at least one hetero atom, and includes cyclic amines such as morpholino, piperidino, pyrrolidino, and the like, and cyclic ethers/thio-ethers, such as tetrahy-

drofuran, tetrahydropyran, tetrahydrothiophene, and the like. Additionally, the heterocyclic group may be optionally substituted.

[0050] The term “aryl” refers to and includes both single-ring aromatic hydrocarbonyl groups and polycyclic aromatic ring systems. The polycyclic rings may have two or more rings in which two carbons are common to two adjoining rings (the rings are “fused”) wherein at least one of the rings is an aromatic hydrocarbonyl group, e.g., the other rings can be cycloalkyls, cycloalkenyls, aryl, heterocycles, and/or heteroaryls. Preferred aryl groups are those containing six to thirty carbon atoms, preferably six to twenty carbon atoms, more preferably six to twelve carbon atoms. Especially preferred is an aryl group having six carbons, ten carbons or twelve carbons. Suitable aryl groups include phenyl, biphenyl, triphenyl, triphenylene, tetraphenylene, naphthalene, anthracene, phenalene, phenanthrene, fluorene, pyrene, chrysene, perylene, and azulene, preferably phenyl, biphenyl, triphenyl, triphenylene, fluorene, and naphthalene. Additionally, the aryl group is optionally substituted.

[0051] The term “heteroaryl” refers to and includes both single-ring aromatic groups and polycyclic aromatic ring systems that include at least one heteroatom. The heteroatoms include, but are not limited to O, S, N, P, B, Si, and Se. In many instances, O, S, or N are the preferred heteroatoms. Hetero-single ring aromatic systems are preferably single rings with 5 or 6 ring atoms, and the ring can have from one to six heteroatoms. The hetero-polycyclic ring systems can have two or more rings in which two atoms are common to two adjoining rings (the rings are “fused”) wherein at least one of the rings is a heteroaryl, e.g., the other rings can be cycloalkyls, cycloalkenyls, aryl, heterocycles, and/or heteroaryls. The hetero-polycyclic aromatic ring systems can have from one to six heteroatoms per ring of the polycyclic aromatic ring system. Preferred heteroaryl groups are those containing three to thirty carbon atoms, preferably three to twenty carbon atoms, more preferably three to twelve carbon atoms. Suitable heteroaryl groups include dibenzothiophene, dibenzofuran, dibenzoselenophene, furan, thiophene, benzofuran, benzothiophene, benzoselenophene, carbazole, indolocarbazole, pyridylindole, pyrrolodipyridine, pyrazole, imidazole, triazole, oxazole, thiazole, oxadiazole, oxatriazole, dioxazole, thiadiazole, pyridine, pyridazine, pyrimidine, pyrazine, triazine, oxazine, oxathiazine, oxadiazine, indole, benzimidazole, indazole, indoxazine, benzoxazole, benzisoxazole, benzothiazole, quinoline, isoquinoline, cinno- line, quinazoline, quinoxaline, naphthyridine, phthalazine, pteridine, xanthene, acridine, phenazine, phenothiazine, phenoxazine, benzofuopyridine, furodipyridine, benzothienopyridine, thienodipyridine, benzoselenophenopyridine, and selenophenodipyridine, preferably dibenzothiophene, dibenzofuran, dibenzoselenophene, carbazole, indolocarbazole, imidazole, pyridine, triazine, benzimidazole, 1,2-azaborine, 1,3-azaborine, 1,4-azaborine, borazine, and aza-analogs thereof. Additionally, the heteroaryl group is optionally substituted.

[0052] Of the aryl and heteroaryl groups listed above, the groups of triphenylene, naphthalene, anthracene, dibenzothiophene, dibenzofuran, dibenzoselenophene, carbazole, indolocarbazole, imidazole, pyridine, pyrazine, pyrimidine, triazine, and benzimidazole, and the respective aza-analogs of each thereof are of particular interest.

[0053] The terms alkyl, cycloalkyl, heteroalkyl, heterocycloalkyl, alkenyl, cycloalkenyl, heteroalkenyl, alkynyl,

aralkyl, heterocyclic group, aryl, and heteroaryl, as used herein, are independently unsubstituted, or independently substituted, with one or more general substituents.

[0054] In many instances, the general substituents are selected from the group consisting of deuterium, halogen, alkyl, cycloalkyl, heteroalkyl, heterocycloalkyl, arylalkyl, alkoxy, aryloxy, amino, silyl, alkenyl, cycloalkenyl, heteroalkenyl, alkynyl, aryl, heteroaryl, acyl, carboxylic acid, ether, ester, nitrile, isonitrile, sulfanyl, sulfinyl, sulfonyl, phosphino, and combinations thereof.

[0055] In some instances, the preferred general substituents are selected from the group consisting of deuterium, fluorine, alkyl, cycloalkyl, heteroalkyl, alkoxy, aryloxy, amino, silyl, alkenyl, cycloalkenyl, heteroalkenyl, aryl, heteroaryl, nitrile, isonitrile, sulfanyl, and combinations thereof.

[0056] In some instances, the preferred general substituents are selected from the group consisting of deuterium, fluorine, alkyl, cycloalkyl, alkoxy, aryloxy, amino, silyl, aryl, heteroaryl, sulfanyl, and combinations thereof.

[0057] In yet other instances, the more preferred general substituents are selected from the group consisting of deuterium, fluorine, alkyl, cycloalkyl, aryl, heteroaryl, and combinations thereof.

[0058] The terms “substituted” and “substitution” refer to a substituent other than H that is bonded to the relevant position, e.g., a carbon or nitrogen. For example, when R¹ represents mono-substitution, then one R¹ must be other than H (i.e., a substitution). Similarly, when R¹ represents di-substitution, then two of R¹ must be other than H. Similarly, when R¹ represents no substitution, R¹, for example, can be a hydrogen for available valencies of ring atoms, as in carbon atoms for benzene and the nitrogen atom in pyrrole, or simply represents nothing for ring atoms with fully filled valencies, e.g., the nitrogen atom in pyridine. The maximum number of substitutions possible in a ring structure will depend on the total number of available valencies in the ring atoms.

[0059] As used herein, “combinations thereof” indicates that one or more members of the applicable list are combined to form a known or chemically stable arrangement that one of ordinary skill in the art can envision from the applicable list. For example, an alkyl and deuterium can be combined to form a partial or fully deuterated alkyl group; a halogen and alkyl can be combined to form a halogenated alkyl substituent; and a halogen, alkyl, and aryl can be combined to form a halogenated arylalkyl. In one instance, the term substitution includes a combination of two to four of the listed groups. In another instance, the term substitution includes a combination of two to three groups. In yet another instance, the term substitution includes a combination of two groups. Preferred combinations of substituent groups are those that contain up to fifty atoms that are not hydrogen or deuterium, or those which include up to forty atoms that are not hydrogen or deuterium, or those that include up to thirty atoms that are not hydrogen or deuterium. In many instances, a preferred combination of substituent groups will include up to twenty atoms that are not hydrogen or deuterium.

[0060] The “aza” designation in the fragments described herein, i.e. aza-dibenzofuran, aza-dibenzothiophene, etc. means that one or more of the C—H groups in the respective aromatic ring can be replaced by a nitrogen atom, for example, and without any limitation, azatriphenylene

encompasses both dibenzo[f,h]quinoxaline and dibenzo[f,h]quinoline. One of ordinary skill in the art can readily envision other nitrogen analogs of the aza-derivatives described above, and all such analogs are intended to be encompassed by the terms as set forth herein.

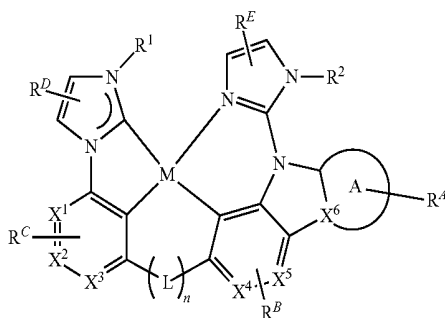
[0061] As used herein, “deuterium” refers to an isotope of hydrogen. Deuterated compounds can be readily prepared using methods known in the art. For example, U.S. Pat. No. 8,557,400, Patent Pub. No. WO 2006/095951, and U.S. Pat. Application Pub. No. US 2011/0037057, which are hereby incorporated by reference in their entireties, describe the making of deuterium-substituted organometallic complexes. Further reference is made to Ming Yan, et al., *Tetrahedron* 2015, 71, 1425-30 and Atzrodt et al., *Angew. Chem. Int. Ed. (Reviews)* 2007, 46, 7744-65, which are incorporated by reference in their entireties, describe the deuteration of the methylene hydrogens in benzyl amines and efficient pathways to replace aromatic ring hydrogens with deuterium, respectively.

[0062] It is to be understood that when a molecular fragment is described as being a substituent or otherwise attached to another moiety, its name may be written as if it were a fragment (e.g. phenyl, phenylene, naphthyl, dibenzofuryl) or as if it were the whole molecule (e.g. benzene, naphthalene, dibenzofuran). As used herein, these different ways of designating a substituent or attached fragment are considered to be equivalent.

[0063] In some instances, a pair of adjacent substituents can be optionally joined or fused into a ring. The preferred ring is a five, six, or seven-membered carbocyclic or heterocyclic ring, includes both instances where the portion of the ring formed by the pair of substituents is saturated and where the portion of the ring formed by the pair of substituents is unsaturated. As used herein, “adjacent” means that the two substituents involved can be on the same ring next to each other, or on two neighboring rings having the two closest available substitutable positions, such as 2, 2' positions in a biphenyl, or 1, 8 position in a naphthalene, as long as they can form a stable fused ring system.

[0064] Pyridyl-carbazole, together with the high triplet carbene moiety, has been used as part of the tetradentate ligands in Pt complexes. This has been disclosed in U.S. application Ser. No. 15/967,732. In order to prevent them from stacking through Pt—Pt interaction, these compounds normally bear large three dimensional substituent groups on the ligand periphery. In the inventive compounds disclosed herein, the pyridyl group in the pyridyl-carbazole ligand has been replaced with the higher triplet imidazole group. The substituents on the N atom of the imidazole group will provide a similar or even better steric effect to prevent the Pt complex from stacking. This ligand couples with another high triplet phenylimidazole derived carbene ligand to form a tetradentate ligand. The Pt complexes containing such ligands with provide unexpected better OLED device performance.

[0065] A compound of Formula I



is disclosed in which; M is Pt or Pd; ring A is a 5-membered or 6-membered aromatic ring; X^1 to X^6 are each independently C or N, provided that X^1 to X^3 are not all N; n is 0 or 1; when n is 1, L is present and is selected from the group consisting of O, S, Se, NR, BR, CRR', SiRR', C=O, S=O, SO₂, NR—CRR', CRR'—CRR', SiRR'—SiRR', SiRR'—CRR'; when n is 0, L is not present; each R^A , R^B , R^C , R^D , and R^E independently represents mono to a maximum possible number of substitutions, or no substitution; each R^1 , R^2 , R , R' , R^A , R^B , R^C , R^D , and R^E is independently a hydrogen or a substituent selected from the group consisting of the general substituents defined above; R^1 can be joined with R^E ; and any two substituents can be joined or fused together to form a ring.

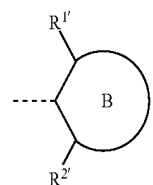
[0066] In some embodiments of the compound, each R^1 , R^2 , R , R' , R^A , R^B , R^C , R^D , and R^E is independently a hydrogen or a substituent selected from the group consisting of the preferred general substituents defined above. In some embodiments, each R^A , R^B , R^C , R^D , and R^E is independently a hydrogen or a substituent selected from the group consisting of deuterium, fluorine, alkyl, cycloalkyl, alkoxy, aryloxy, amino, silyl, aryl, heteroaryl, sulfanyl, and combinations thereof. In some embodiments, each R^1 , R^2 , R , and R' is independently selected from the group consisting of alkyl, cycloalkyl, aryl, heteroaryl, partially or fully deuterated variants thereof, partially or fully fluorinated variants thereof, and combinations thereof.

[0067] In some embodiments, X^1 to X^5 are each C. In some embodiments, at least one of X^1 to X^5 is N.

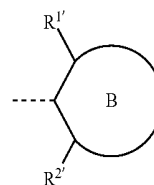
[0068] In some embodiments, R^1 is alkyl or cycloalkyl. In some embodiments, R^1 is aryl or heteroaryl.

[0069] In some embodiments, R^2 is aryl or heteroaryl.

[0070] In some embodiments, R^2 is



where each R^1 and R^2 is independently a hydrogen or a substituent selected from the group consisting of deuterium, halogen, alkyl, cycloalkyl, heteroalkyl, heterocycloalkyl, arylalkyl, alkoxy, aryloxy, amino, silyl, alkenyl, cycloalkenyl, heteroalkenyl, alkynyl, aryl, heteroaryl, acyl, carboxylic acid, ether, ester, nitrile, isonitrile, sulfanyl, sulfinyl, sulfonyl, phosphino, and combinations thereof; provided that at least one of R^1 and R^2 is not hydrogen or deuterium; and where B is a 5-membered or 6-membered carbocyclic or heterocyclic ring that can be further substituted. In some embodiments where R^2 is



and each $R^{1'}$ and $R^{2'}$ is defined as above, B can be benzene; and each R^1 and R^2 is independently selected from the group consisting of alkyl, cycloalkyl, aryl, heteroaryl, partially or fully deuterated variants thereof, partially or fully fluorinated variants thereof, and combinations thereof.

[0071] In some embodiments of the compound, each R^D is hydrogen or deuterium.

[0072] In some embodiments, each R^D is an alkyl or cycloalkyl group. In some embodiments, two R^D are joined together to form a fused aromatic ring or rings, which can be further substituted. In some of those embodiments, the fused aromatic ring or rings can be selected from the group consisting of benzene, pyridine, pyridazine, pyrimidine, pyrazine, furan, thiophene, pyrrole, benzofuran, benzothiophene, and benzopyrrole.

[0073] In some embodiments of the compound, each R^C is hydrogen or deuterium.

[0074] In some embodiments of the compound, at least one R^C is selected from the group consisting of aryl, alkyl, and combination thereof.

[0075] In some embodiments of the compound, each R^B is hydrogen or deuterium.

[0076] In some embodiments of the compound, each R^E is hydrogen or deuterium.

[0077] In some embodiments of the compound, two R^E are joined together to form a fused aromatic ring or rings, which can be further substituted. In some of those embodiments, the fused aromatic ring or rings is selected from the group consisting of benzene, pyridine, pyridazine, pyrimidine, pyrazine, furan, thiophene, pyrrole, benzofuran, benzothiophene, and benzopyrrole.

[0078] In some embodiments of the compound, R^1 and R^E are joined to form a linker comprising one backbone atom. In some embodiments of the compound, R^1 and R^E are joined to form a linker comprising two backbone atoms. In some embodiments of the compound, R^1 and R^E are joined to form a linker comprising three or more backbone atoms.

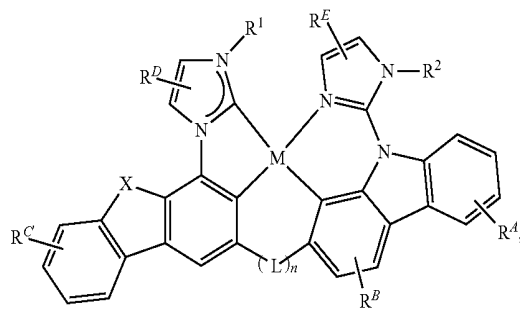
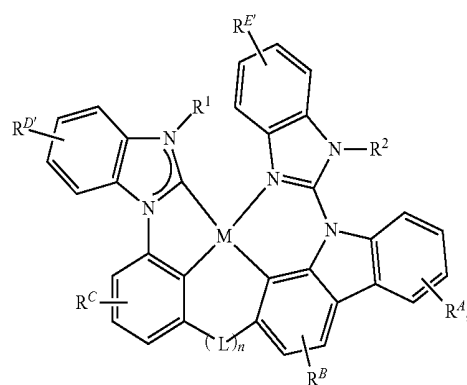
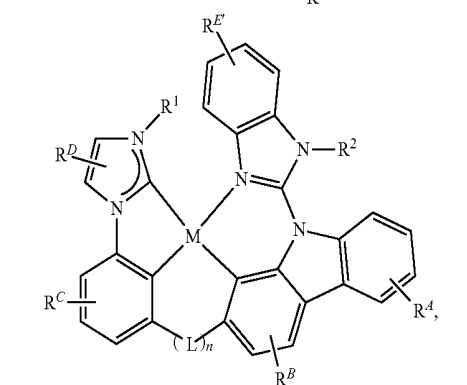
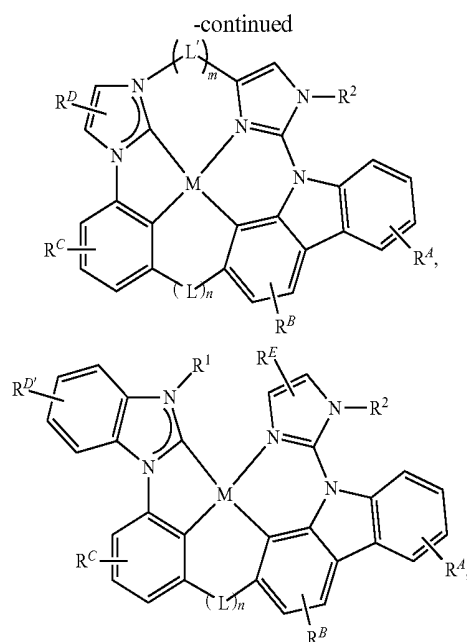
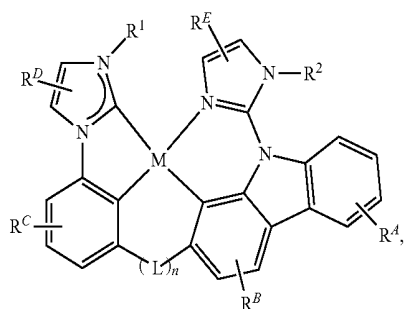
[0079] In some embodiments of the compound, ring A is a 5-membered aromatic ring. In some embodiments, ring A is a 6-membered aromatic ring.

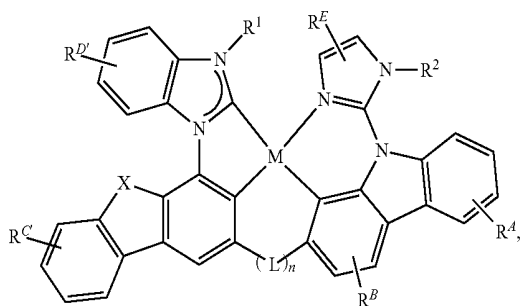
[0080] In some embodiments of the compound, X^6 is N. In some embodiments of the compound, X^6 is C.

[0081] In some embodiments of the compound, n is 1, and L is selected from the group consisting of O, S, NR, CRR', and SiRR'. In some embodiments of the compound, n is 1, and L is O. In some embodiments of the compound, n is 0.

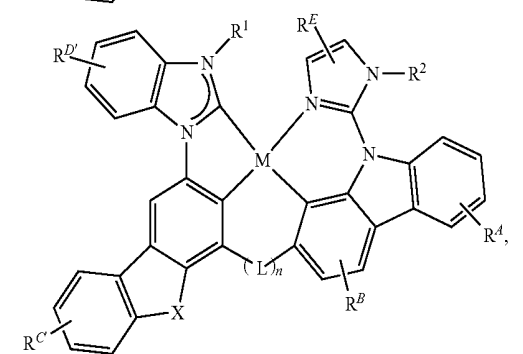
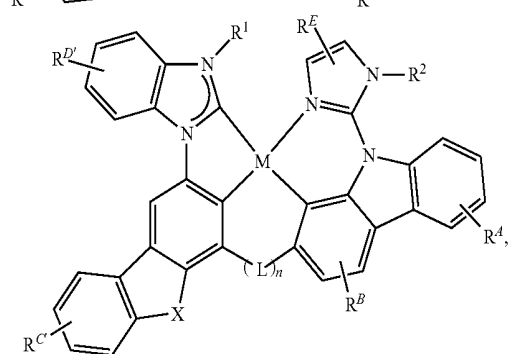
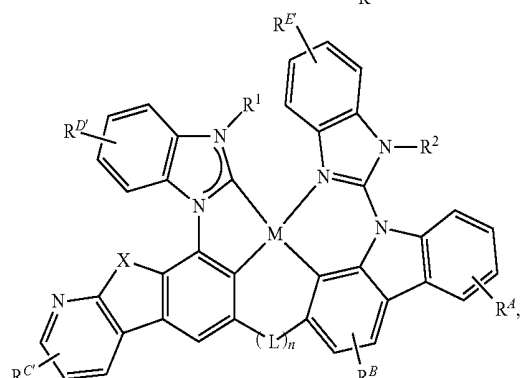
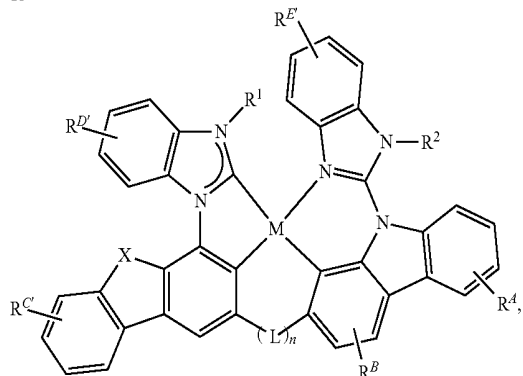
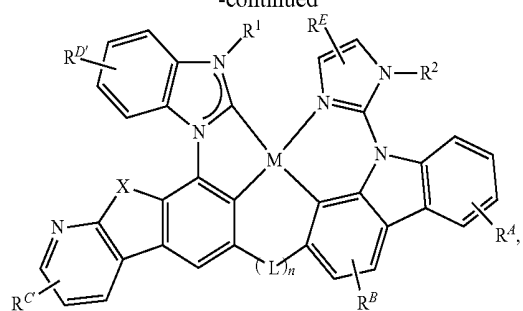
[0082] In some embodiments of the compound, M is Pt.

[0083] In some embodiments of the compound, the compound is selected from the group consisting of:

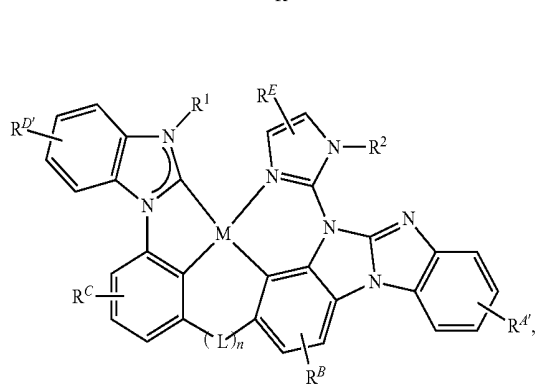
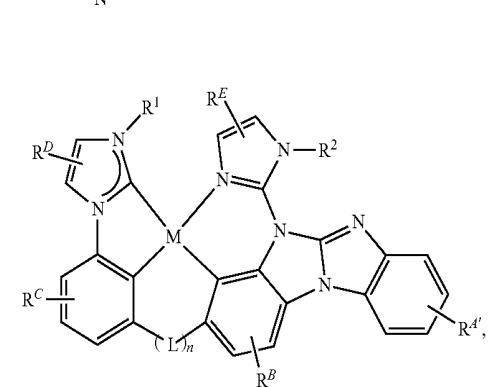
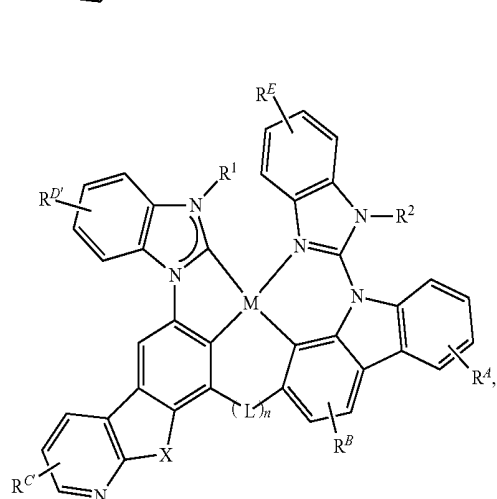
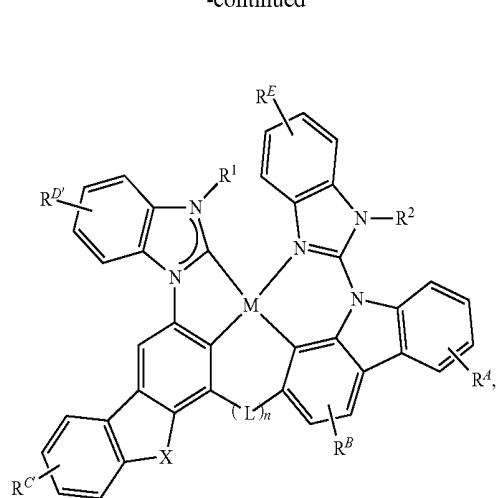


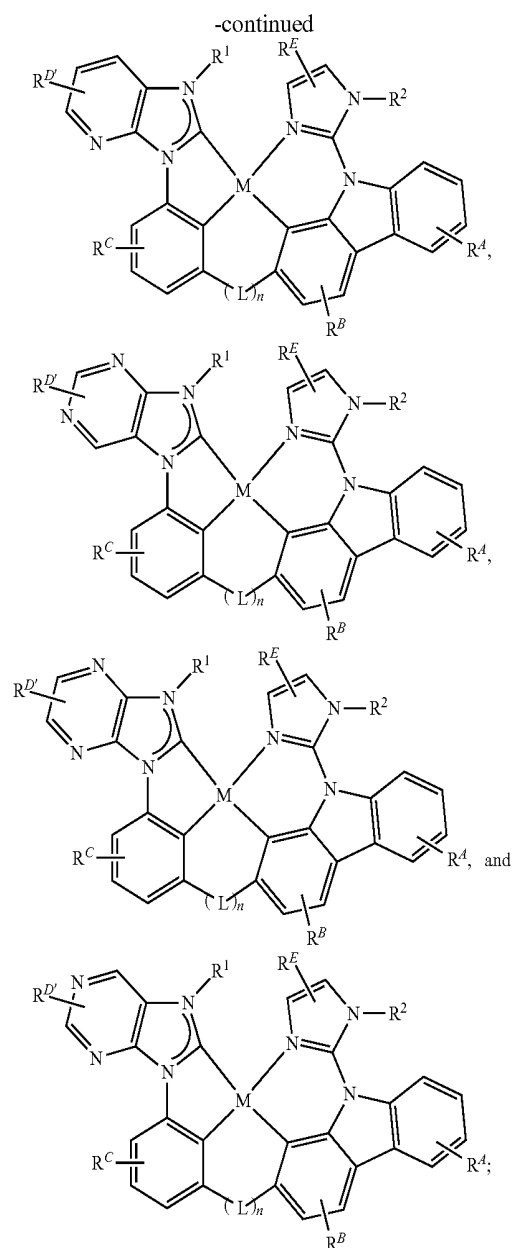
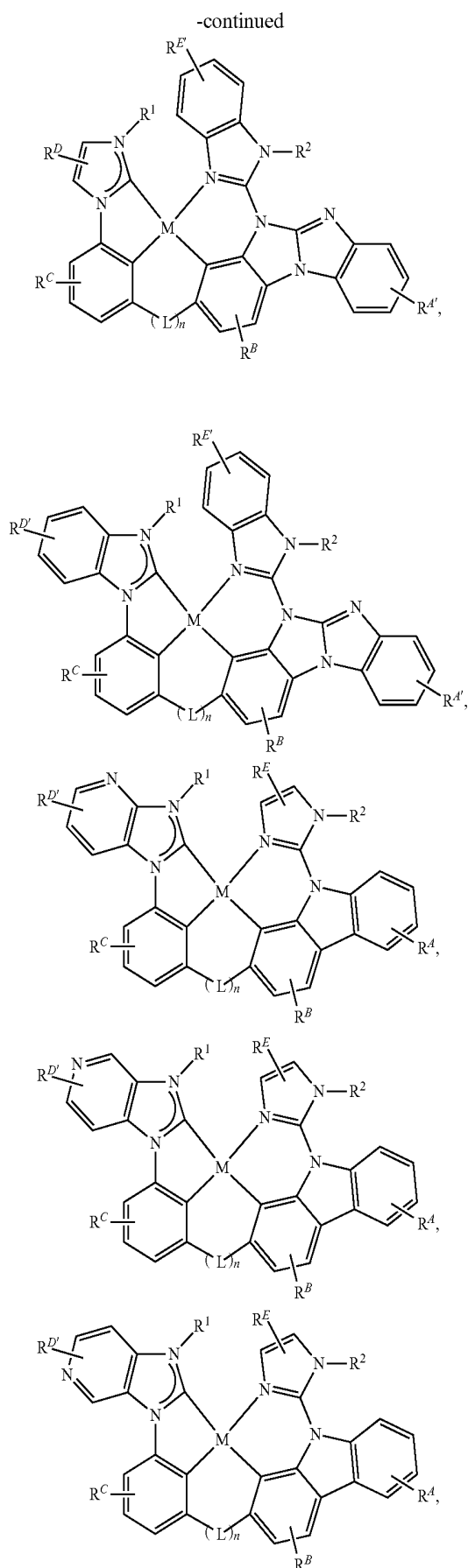


-continued



-continued





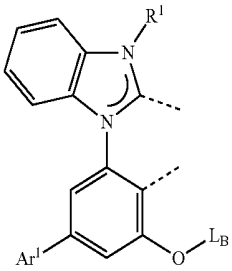
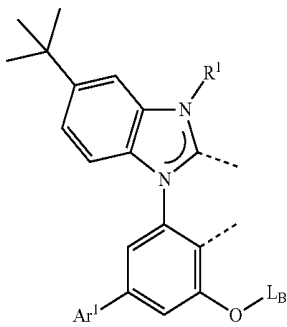
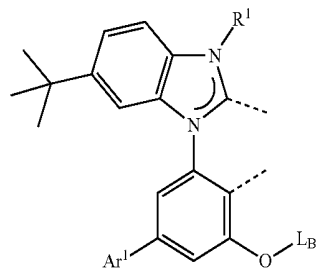
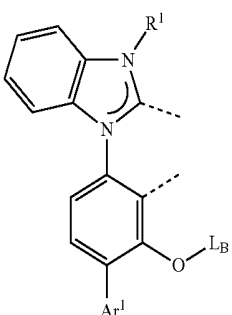
where each R^{A'}, R^{C'}, and R^{D'} independently represents mono to a maximum possible number of substitutions, or no substitution; where each R^{A'}, R^{C'}, and R^{D'} is independently a hydrogen or a substituent selected from the group consisting of the general substituents defined above; where m is 0 or 1; when m is 1, L' is present and selected from the group consisting of O, S, Se, NR, BR, CRR', SiRR', C=O, S=O, SO₂, NR—CRR', CRR'—CRR', SiRR'—SiRR', SiRR'—CRR'; when m is 0, L' is not present; and where any two substituents may be joined or fused together to form a ring.

[0084] In some embodiments of the compound, the compound is one of Compound x having the formula Pt(L_{Ay})(L_{Bz}),

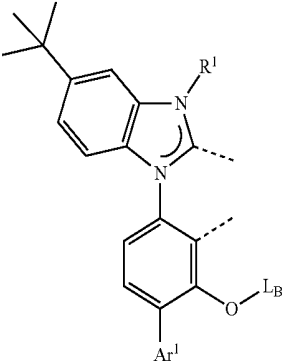
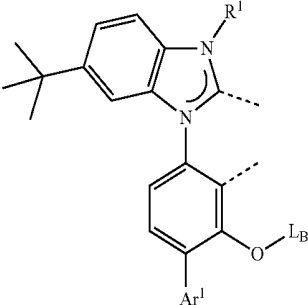
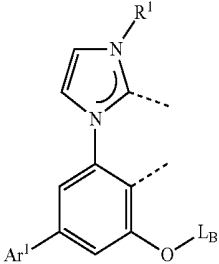
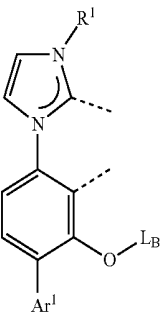
[0085] where x is an integer defined by x=41160(z-1)+y,

[0086] where y is an integer from 1 to 41160 and z is an integer from 1 to 560,

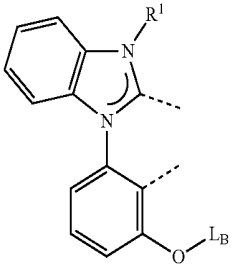
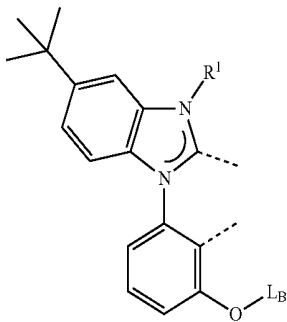
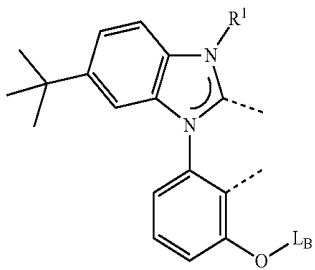
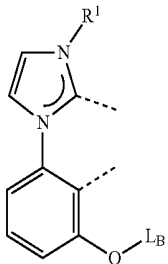
[0087] where L_{Ay} have the following structures:

	Structure of L_{Ay}	y	Ar^1, R^1
for L_{A1} to L_{A2100}	each of L_{Ay} has the structure 	wherein $y = 70(i - 1) + k$, wherein i is an integer from 1 to 30 and k is an integer from 1 to 70, and	wherein $Ar^1 = Ai$ and $R^1 = Rk$,
for L_{A2101} - L_{A4200}	each of L_{Ay} has the structure 	wherein $y = 70(i - 1) + k + 2100$, wherein i is an integer from 1 to 30 and k is an integer from 1 to 70, and	wherein $Ar^1 = Ai$ and $R^1 = Rk$,
for L_{A4201} - L_{A6300}	each of L_{Ay} has the structure 	wherein $y = 70(i - 1) + k + 4200$, wherein i is an integer from 1 to 30 and k is an integer from 1 to 70, and	wherein $Ar^1 = Ai$ and $R^1 = Rk$,
for L_{A6301} - L_{A8400}	each of L_{Ay} has the structure 	wherein $y = 70(i - 1) + k + 6300$, wherein i is an integer from 1 to 30 and k is an integer from 1 to 70, and	wherein $Ar^1 = Ai$ and $R^1 = Rk$,

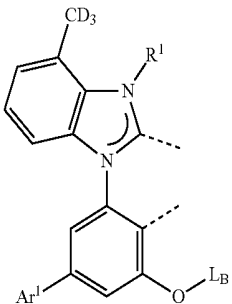
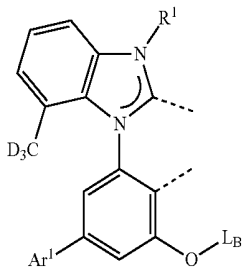
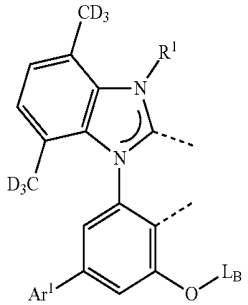
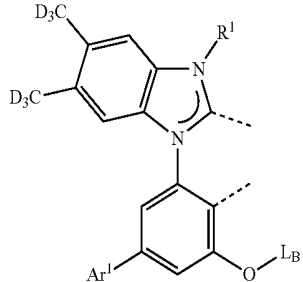
-continued

	Structure of L_{Ay}	y	Ar^1 , R^1
for L_{A48401} - L_{A10500}	each of L_{Ay} has the structure 	wherein $y = 70(i - 1) + k + 8400$, wherein i is an integer from 1 to 30 and k is an integer from 1 to 70, and	wherein $Ar^1 = Ai$ and $R^1 = Rk$,
for L_{A10501} - L_{A12600}	each of L_{Ay} has the structure 	wherein $y = 70(i - 1) + k + 10500$, wherein i is an integer from 1 to 30 and k is an integer from 1 to 70, and	wherein $Ar^1 = Ai$ and $R^1 = Rk$,
for L_{A12601} - L_{A14700}	each of L_{Ay} has the structure 	wherein $y = 70(i - 1) + k + 12600$, wherein i is an integer from 1 to 30 and k is an integer from 1 to 70, and	wherein $Ar^1 = Ai$ and $R^1 = Rk$,
for L_{A14701} - L_{A16800}	each of L_{Ay} has the structure 	wherein $y = 70(i - 1) + k + 14700$, wherein i is an integer from 1 to 30 and k is an integer from 1 to 70, and	wherein $Ar^1 = Ai$ and $R^1 = Rk$,

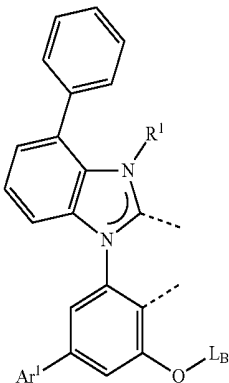
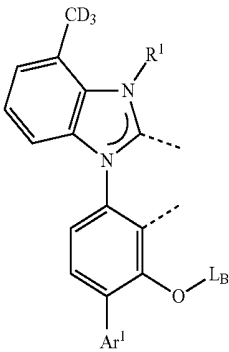
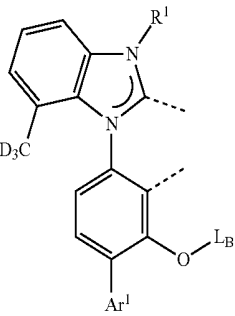
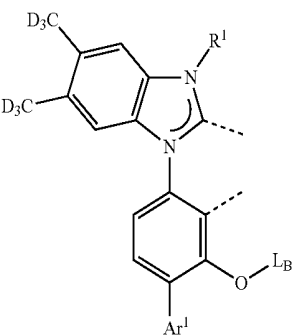
-continued

	Structure of L_{Ay}	y	Ar^1, R^1
for L_{A16801} to L_{A16870}	each of L_{Ay} has the structure 	wherein $y = k + 16800$, wherein k is an integer from 1 to 70, and	wherein $R^1 = Rk$,
for L_{A16871} - L_{A16940}	each of L_{Ay} has the structure 	wherein $y = k + 16870$, wherein k is an integer from 1 to 70, and	wherein $R^1 = Rk$,
for L_{A16941} - L_{A17010}	each of L_{Ay} has the structure 	wherein $y = k + 16940$, wherein k is an integer from 1 to 70, and	wherein $R^1 = Rk$,
for L_{A17011} - L_{A17080}	each of L_{Ay} has the structure 	wherein $y = k + 17010$, wherein k is an integer from 1 to 70, and	wherein $R^1 = Rk$,

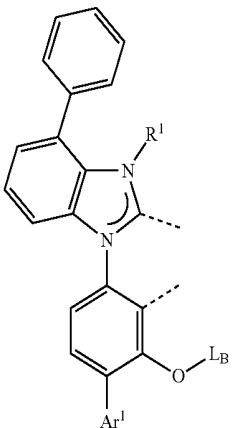
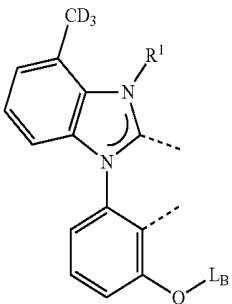
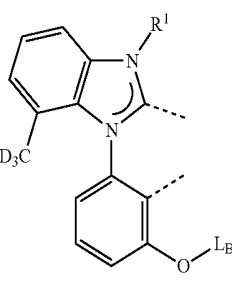
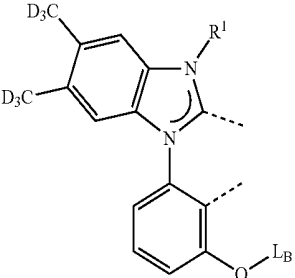
-continued

	Structure of L_{Ay}	y	Ar^1, R^1
for L_{A17081} to L_{A19180}	each of L_{Ay} has the structure 	wherein $y = 70(i - 1) + k + 17080$, wherein i is an integer from 1 to 30 and k is an integer from 1 to 70, and	wherein $Ar^1 = Ai$ and $R^1 = Rk$,
for L_{A19181} to L_{A21280}	each of L_{Ay} has the structure 	wherein $y = 70(i - 1) + k + 19180$, wherein i is an integer from 1 to 30 and k is an integer from 1 to 70, and	wherein $Ar^1 = Ai$ and $R^1 = Rk$,
for L_{A21281} to L_{A23380}	each of L_{Ay} has the structure 	wherein $y = 100(i - 1) + k + 21280$, wherein i is an integer from 1 to 30 and k is an integer from 1 to 70, and	wherein $Ar^1 = Ai$ and $R^1 = Rk$,
for L_{A23381} to L_{A25480}	each of L_{Ay} has the structure 	wherein $y = 100(i - 1) + k + 23380$, wherein i is an integer from 1 to 30 and k is an integer from 1 to 70, and	wherein $Ar^1 = Ai$ and $R^1 = Rk$,

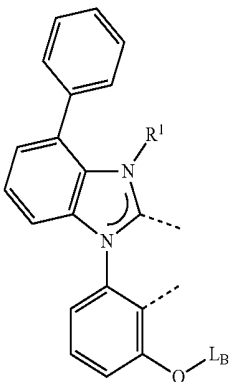
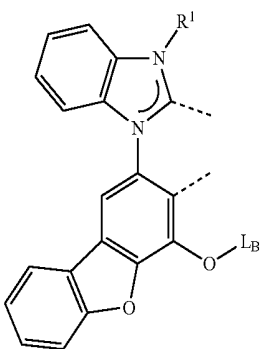
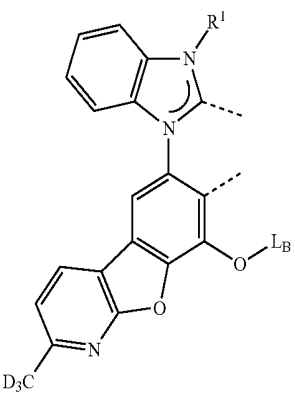
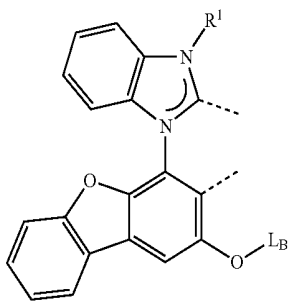
-continued

	Structure of L_{Ay}	y	Ar^1, R^1
for L_{A25481} to L_{A27580}	each of L_{Ay} has the structure 	wherein $y = 100(i - 1) + k + 25480$, wherein i is an integer from 1 to 30 and k is an integer from 1 to 70, and	wherein $Ar^1 = Ai$ and $R^1 = Rk$,
for L_{A27581} to L_{A29680}	each of L_{Ay} has the structure 	wherein $y = 100(i - 1) + k + 27580$, wherein i is an integer from 1 to 30 and k is an integer from 1 to 70, and	wherein $Ar^1 = Ai$ and $R^1 = Rk$,
for L_{A29681} to L_{A31780}	each of L_{Ay} has the structure 	wherein $y = 100(i - 1) + k + 29680$, wherein i is an integer from 1 to 30 and k is an integer from 1 to 70, and	wherein $Ar^1 = Ai$ and $R^1 = Rk$,
for L_{A31781} to L_{A33880}	each of L_{Ay} has the structure 	wherein $y = 100(i - 1) + k + 31780$, wherein i is an integer from 1 to 30 and k is an integer from 1 to 70, and	wherein $Ar^1 = Ai$ and $R^1 = Rk$,

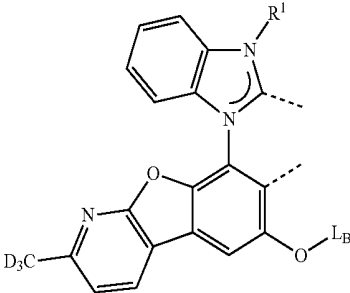
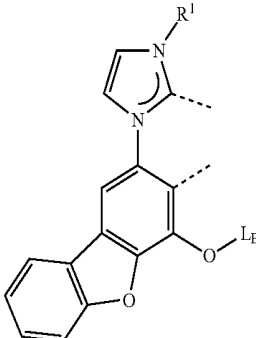
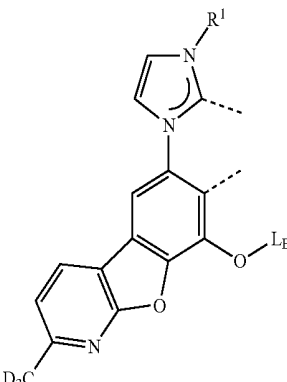
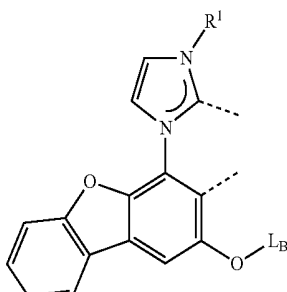
-continued

	Structure of L_{Ay}	y	Ar^1, R^1
for L_{A33881} to L_{A35980}	each of L_{Ay} has the structure 	wherein $y = 100(i - 1) + k + 33880$, wherein i is an integer from 1 to 30 and k is an integer from 1 to 70, and	wherein $Ar^1 = Ai$ and $R^1 = Rk$,
for L_{A35981} to L_{A36050}	each of L_{Ay} has the structure 	wherein $y = k + 35980$, wherein k is an integer from 1 to 70, and	wherein $R^1 = Rk$,
for L_{A36051} to L_{A36120}	each of L_{Ay} has the structure 	wherein $y = k + 36050$, wherein k is an integer from 1 to 70, and	wherein $R^1 = Rk$,
for L_{A36121} to L_{A36190}	each of L_{Ay} has the structure 	wherein $y = k + 36120$, wherein k is an integer from 1 to 70, and	wherein $R^1 = Rk$,

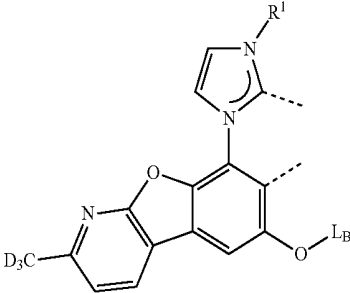
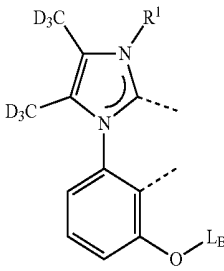
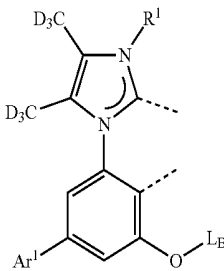
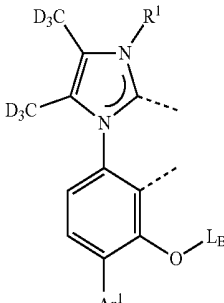
-continued

	Structure of L_{Ay}	y	Ar^1, R^1
for L_{A36191} to L_{A36260}	each of L_{Ay} has the structure 	wherein $y = k + 36190$, wherein k is an integer from 1 to 70, and	wherein $R^1 = Rk$,
for L_{A36261} to L_{A36330}	each of L_{Ay} has the structure 	wherein $y = k + 36260$, wherein k is an integer from 1 to 70, and	wherein $R^1 = Rk$,
for L_{A36331} to L_{A36470}	each of L_{Ay} has the structure 	wherein $y = k + 36330$, wherein k is an integer from 1 to 70, and	wherein $R^1 = Rk$,
for L_{A36471} to L_{A36540}	each of L_{Ay} has the structure 	wherein $y = k + 36470$, wherein k is an integer from 1 to 70, and	wherein $R^1 = Rk$,

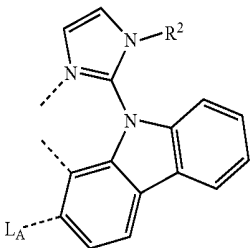
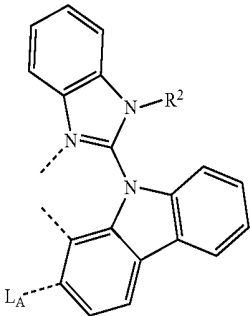
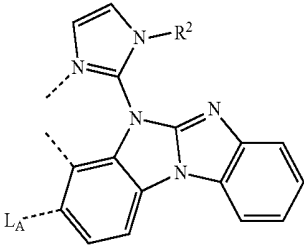
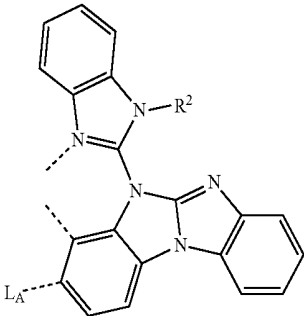
-continued

	Structure of L_{Ay}	y	Ar^1, R^1
for L_{A36541} to L_{A36610}	<p>each of L_{Ay} has the structure</p> 	wherein $y = k + 36540$, wherein k is an integer from 1 to 70, and	wherein $R^1 = Rk$,
for L_{A36611} to L_{A36680}	<p>each of L_{Ay} has the structure</p> 	wherein $y = k + 36610$, wherein k is an integer from 1 to 70, and	wherein $R^1 = Rk$,
for L_{A36681} to L_{A36750}	<p>each of L_{Ay} has the structure</p> 	wherein $y = k + 36680$, wherein k is an integer from 1 to 70, and	wherein $R^1 = Rk$,
for L_{A36751} to L_{A36820}	<p>each of L_{Ay} has the structure</p> 	wherein $y = k + 36750$, wherein k is an integer from 1 to 70, and	wherein $R^1 = Rk$,

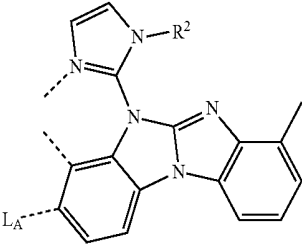
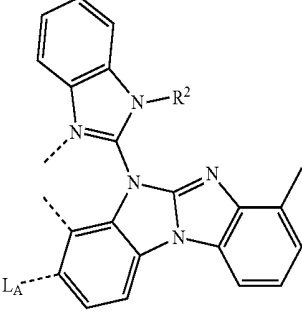
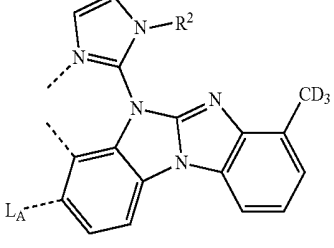
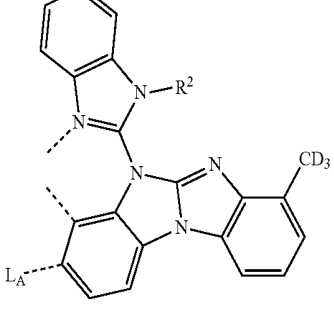
-continued

	Structure of L_{Ay}	y	Ar^1 , R^1
for L_{A36821} to L_{A36890}	each of L_{Ay} has the structure 	wherein $y = k + 36820$, wherein k is an integer from 1 to 70, and	wherein $R^1 = Rk$,
for L_{A36891} - L_{A36960}	each of L_{Ay} has the structure 	wherein $y = k + 36890$, wherein k is an integer from 1 to 70, and	wherein $R^1 = Rk$,
for L_{A36961} - L_{A39060}	each of L_{Ay} has the structure 	wherein $y = 30(i - 1) + k + 36960$, wherein i is an integer from 1 to 30 and k is an integer from 1 to 70, and	wherein $Ar^1 = Ai$ and $R^1 = Rk$,
for L_{A39061} - L_{A41160}	each of L_{Ay} has the structure 	wherein $y = 30(i - 1) + k + 39060$, wherein i is an integer from 1 to 30 and k is an integer from 1 to 70, and	wherein $Ar^1 = Ai$ and $R^1 = Rk$,

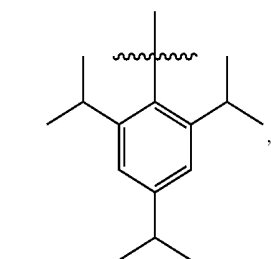
wherein L_{Bz} has the following structures:

	Structure of L_{Bz}	z	R^2
for $L_{B1} - L_{B70}$	each of L_{Bz} has the structure 	wherein $z = j$, wherein j is an integer from 1 to 70, and	wherein $R^2 = R_j$,
for $L_{B71} - L_{B140}$	each of L_{Bz} has the structure 	wherein $z = j + 70$, wherein j is an integer from 1 to 70, and	wherein $R^2 = R_j$,
for $L_{B141} - L_{B210}$	each of L_{Bz} has the structure 	wherein $z = j + 140$, wherein j is an integer from 1 to 70, and	wherein $R^2 = R_j$,
for $L_{B211} - L_{B280}$	each of L_{Bz} has the structure 	wherein $z = j + 210$, wherein j is an integer from 1 to 70, and	wherein $R^2 = R_j$,

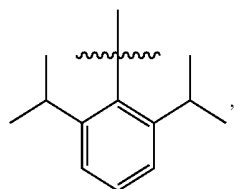
-continued

	Structure of L_{Bz}	z	R^2
for $L_{B281} - L_{B350}$	each of L_{Bz} has the structure 	wherein $z = j + 280$, wherein $R^2 = R_j$, wherein j is an integer from 1 to 70, and	
for $L_{B351} - L_{B420}$	each of L_{Bz} has the structure 	wherein $z = j + 350$, wherein $R^2 = R_j$, wherein j is an integer from 1 to 70, and	
for $L_{B421} - L_{B490}$	each of L_{Bz} has the structure 	wherein $z = j + 420$, wherein $R^2 = R_j$, wherein j is an integer from 1 to 70, and	
for $L_{B491} - L_{B560}$	each of L_{Bz} has the structure 	wherein $z = j + 490$, wherein $R^2 = R_j$, wherein j is an integer from 1 to 70, and	

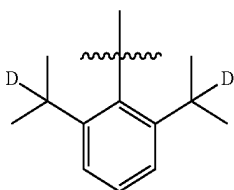
where A1 to A30 have the following structures:



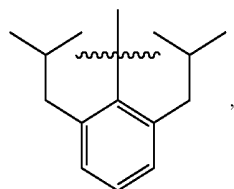
A1



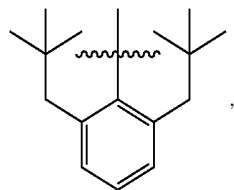
A2



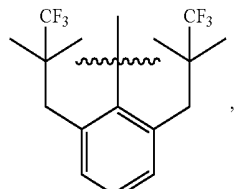
A3



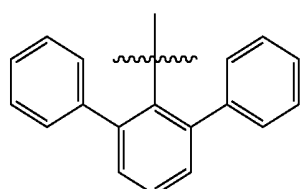
A4



A5



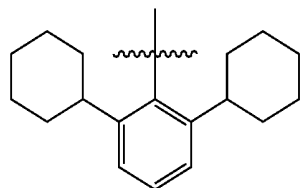
A6



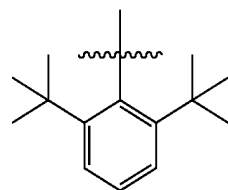
A7

-continued

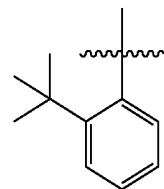
A8



A9



A10



A11

Me,

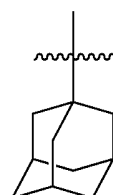
A12

iPr,

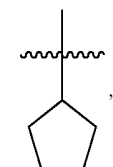
A13

tBu,

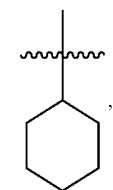
A14



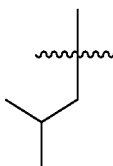
A15



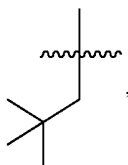
A16



A17

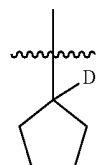


-continued

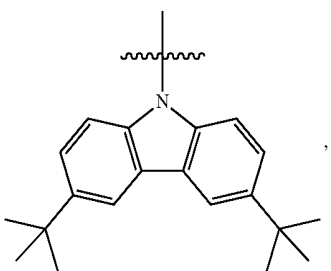


A18

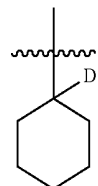
-continued



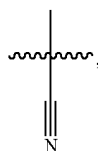
A27



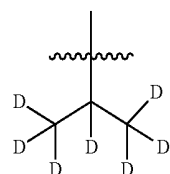
A19



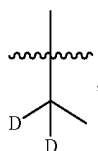
A28



A20

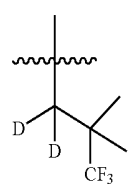


A29

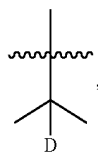
CD₃,

A21

A22



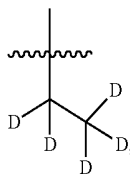
A30



A23

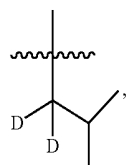
and

where R1 to R70 have the following structures:

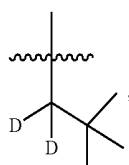
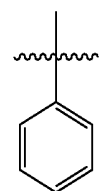


A24

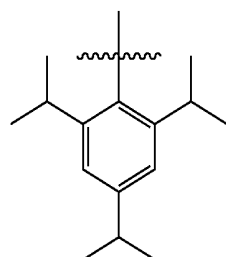
R1



A25

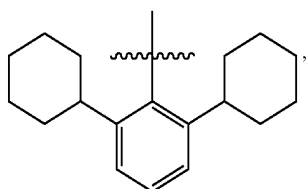
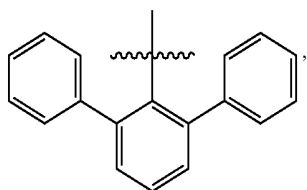
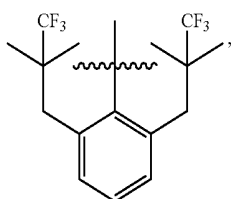
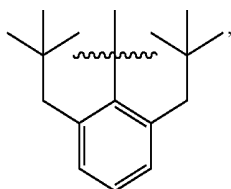
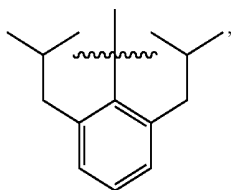
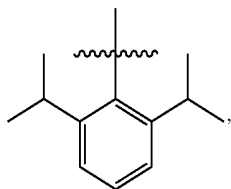
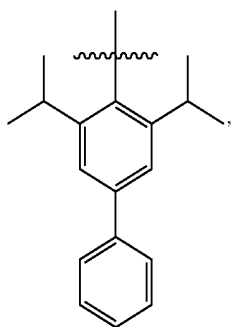


A26



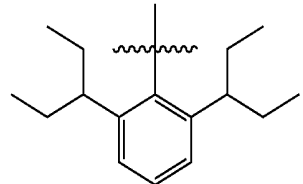
R2

-continued

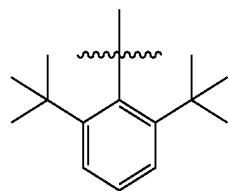


R3

-continued

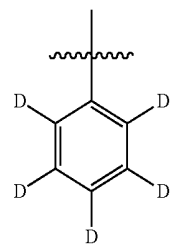


R10



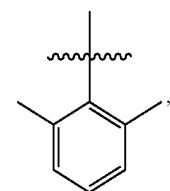
R11

R4



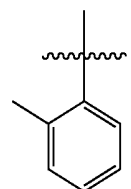
R12

R5



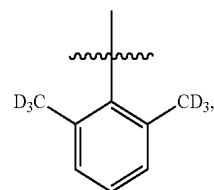
R13

R6



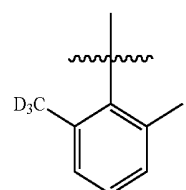
R14

R7



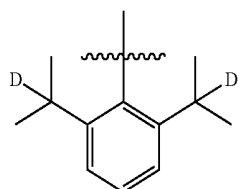
R15

R8



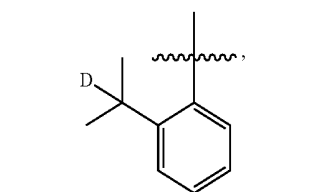
R16

R9

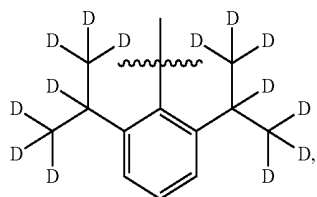


R17

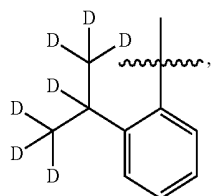
-continued



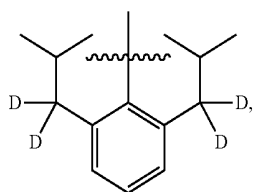
R18



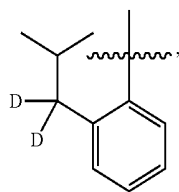
R19



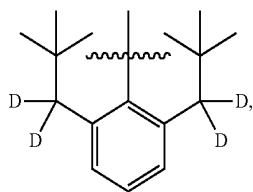
R20



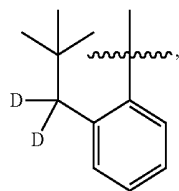
R21



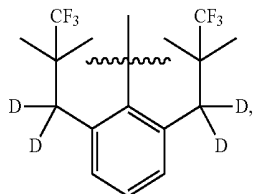
R22



R23

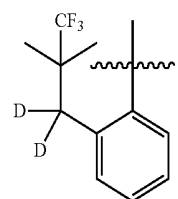


R24

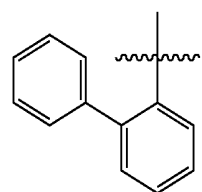


R25

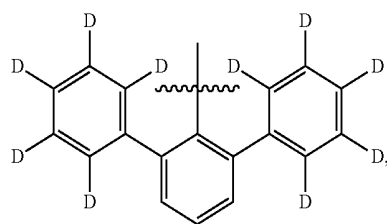
-continued



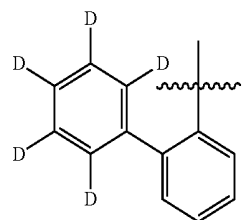
R26



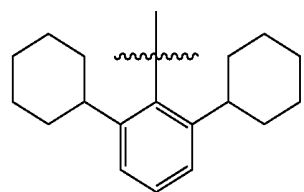
R27



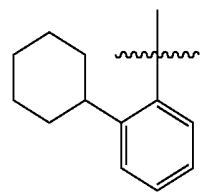
R28



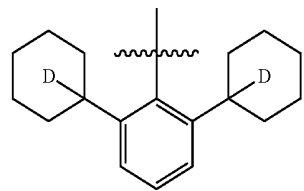
R29



R30

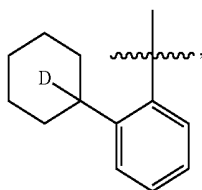


R31

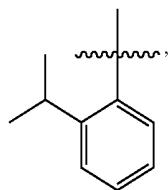


R32

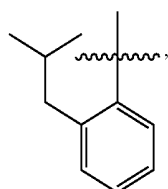
-continued



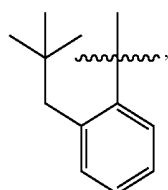
R33



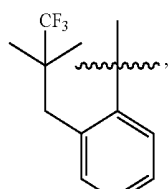
R34



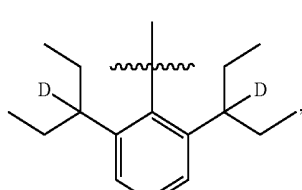
R35



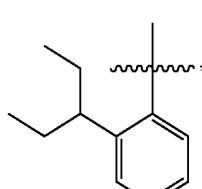
R36



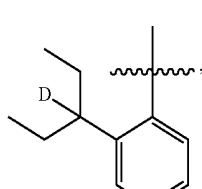
R37



R38

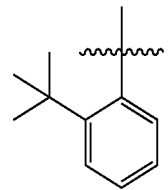


R39

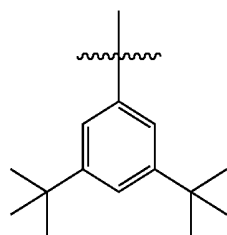


R40

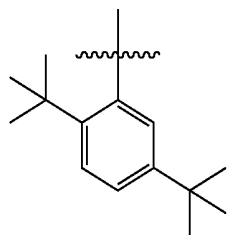
-continued



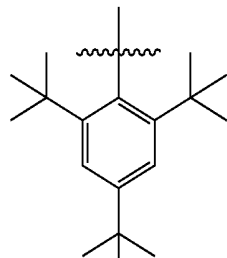
R41



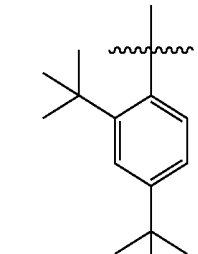
R42



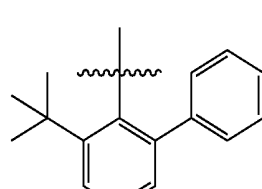
R43



R44

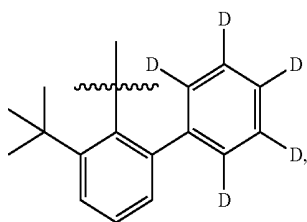


R45



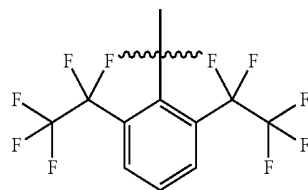
R46

-continued



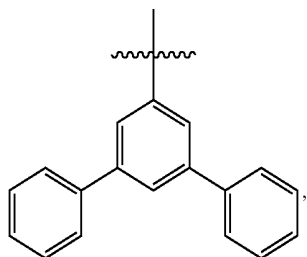
R47

-continued

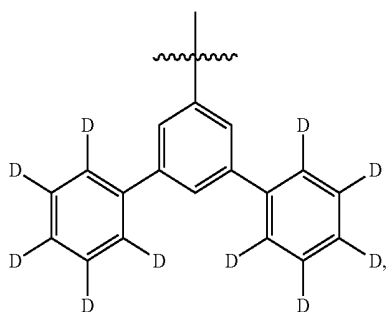


R52

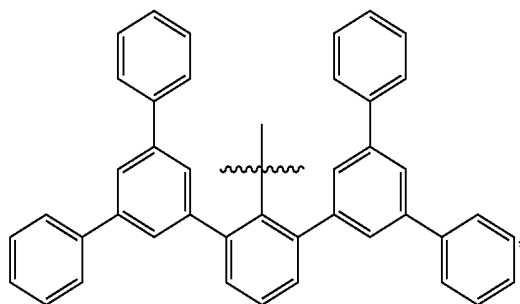
R48



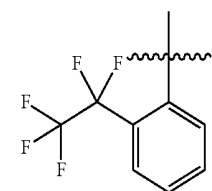
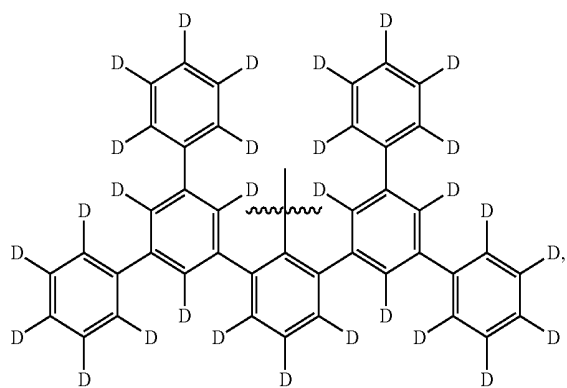
R49



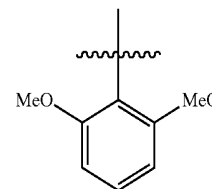
R50



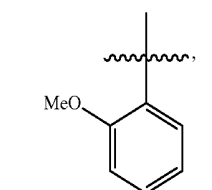
R51



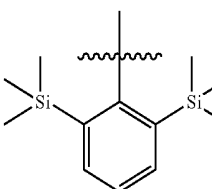
R53



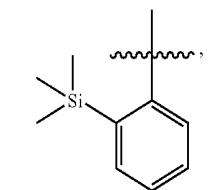
R54



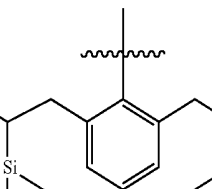
R55



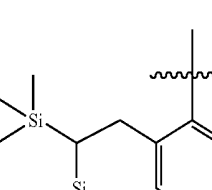
R56



R57

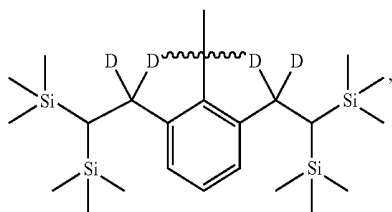


R58

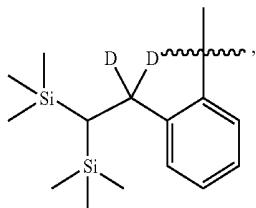


R59

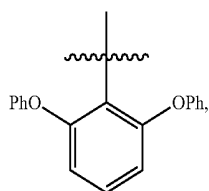
-continued



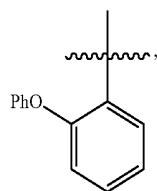
R60



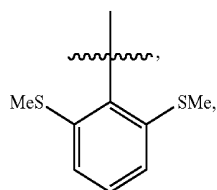
R61



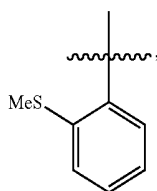
R62



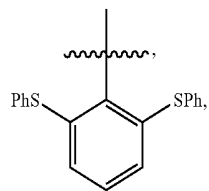
R63



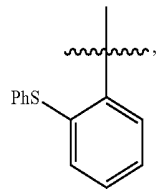
R64



R65

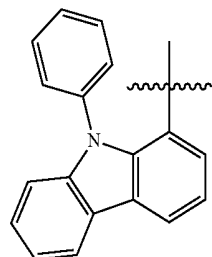


R66

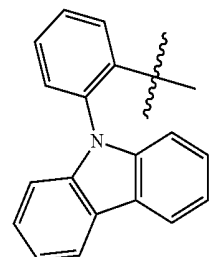


R67

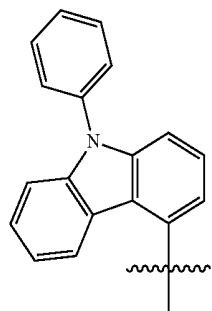
-continued



R68

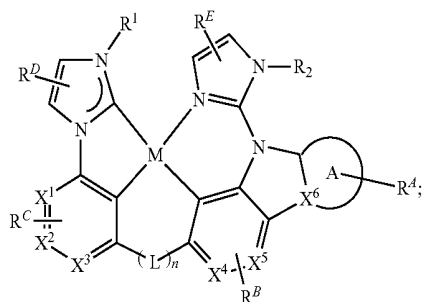


R69



R70

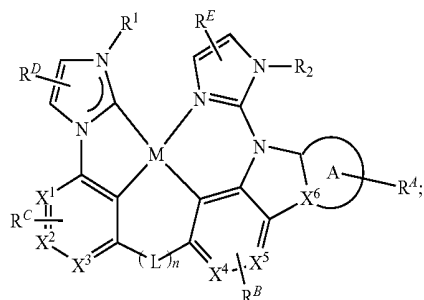
[0088] According to another aspect of the present disclosure, an OLED is disclosed that comprises an anode, a cathode, and an organic layer, disposed between the anode and the cathode is also disclosed. The organic layer comprises a compound of Formula I



where M is Pt or Pd; ring A is a 5-membered or 6-membered aromatic ring; X^1 to X^6 are each independently C or N, provided that X^1 to X^3 are not all N; n is 0 or 1; when n is 1, L is present and selected from the group consisting of O, S, Se, NR, BR, CRR', SiRR', C=O, S=O, SO₂, NR—CRR', CRR'—CRR', SiRR'—SiRR', SiRR'—CRR'; when n is 0, L is not present; each R^4 , R^5 , R^6 , R^7 , and R^8 independently represents mono to a maximum possible number of substitutions, or no substitution; each R^1 , R^2 , R^3 , R^4 , R^5 , R^6 , R^7 , and R^8 is independently a hydrogen or

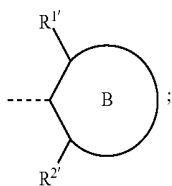
a substituent selected from the group consisting of the general substituents defined above; R^1 can be joined with R^E ; and any two substituents can be joined or fused together to form a ring.

[0089] A consumer product comprising an OLED comprising: an anode; a cathode; and an organic layer, disposed between the anode and the cathode is also disclosed. The organic layer comprises a compound of Formula I



where M is Pt or Pd; ring A is a 5-membered or 6-membered aromatic ring; X^1 to X^6 are each independently C or N, provided that X^1 to X^3 are not all N; n is 0 or 1; when n is 1, L is present and selected from the group consisting of O, S, Se, NR, BR, CRR', SiRR', C=O, S=O, SO₂, NR—CRR', CRR'—CRR', SiRR'—SiRR', SiRR'—CRR'; when n is 0, L is not present; each R^A , R^B , R^C , R^D , and R^E independently represents mono to a maximum possible number of substitutions, or no substitution; each R^1 , R^2 , R , R^A , R^B , R^C , R^D , and R^E is independently a hydrogen or a substituent selected from the group consisting of the general substituents defined above; R^1 can be joined with R^E ; and any two substituents can be joined or fused together to form a ring.

[0090] In some embodiments of the compound where R^2 is



where each R^1 and R^2 is independently a hydrogen or a substituent selected from the group consisting of deuterium, halogen, alkyl, cycloalkyl, heteroalkyl, heterocycloalkyl, arylalkyl, alkoxy, aryloxy, amino, silyl, alkenyl, cycloalkenyl, heteroalkenyl, alkynyl, aryl, heteroaryl, acyl, carboxylic acid, ether, ester, nitrile, isonitrile, sulfanyl, sulfinyl, sulfonyl, phosphino, and combinations thereof; where at least one of R^1 and R^2 is not hydrogen or deuterium; and B is a 5-membered or 6-membered carbocyclic or heterocyclic ring that is optionally further substituted; R^2 is selected from the group consisting of 2,6-dimethylphenyl; 2,4,6-trimethylphenyl; 2,6-di-isopropylphenyl; 2,4,6-triisopropylphenyl; 2,6-di-isopropyl-4-phenylphenyl; 2,6-dimethyl-4-phenylphenyl; 2,6-dimethyl-4-(2,6-dimethylpyridin-4-yl)phenyl; 2,6-diphenylphenyl; 2,6-diphenyl-4-isopropylphenyl; 2,4,6-triphenylphenyl; 2,6-di-isopropyl-4-(4-isopropylphenyl)

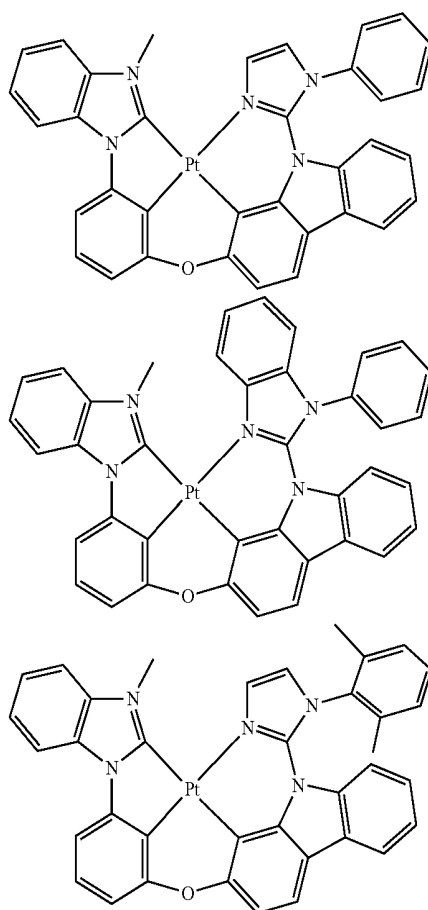
phenyl; 2,6-di-isopropyl-4-(3,5-dimethylphenyl)phenyl; 2,6-dimethyl-4-(2,6-dimethylpyridin-4-yl)phenyl; 2,6-di-isopropyl-4-(pyridine-4-yl)phenyl; and 2,6-di-(3,5-dimethylphenyl)phenyl.

[0091] In some embodiments of the compound, at least one of R^1 , R^2 , R , R^A , R^B , R^C , R^D , and R^E comprises a chemical group containing at least three 6-membered aromatic rings that are not fused next to each other. In some of those embodiments, at least one of R^1 and R^D comprises a chemical group containing at least three 6-membered aromatic rings that are not fused next to each other.

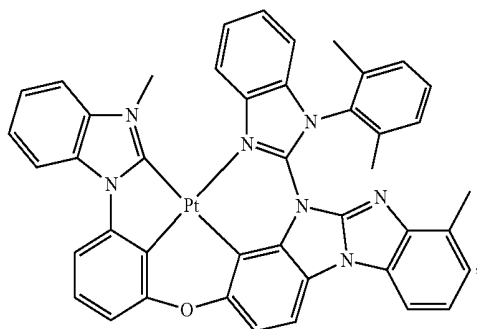
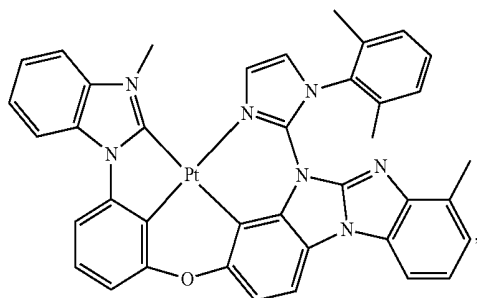
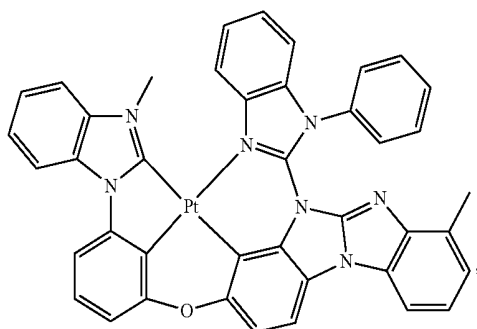
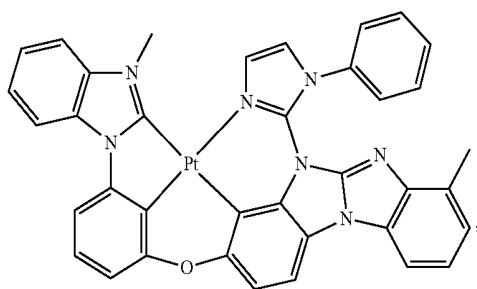
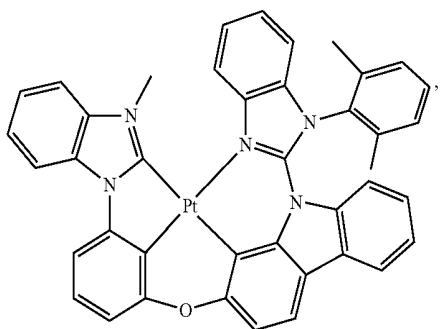
[0092] In some embodiments of the compound, the compound is selected from the group consisting of those compounds among Compound x having the formula Pt(L_{Ay}) (L_{Bz}) as defined above, in which the variable A_i in the definition for the ligand L_{Ay} is one of A1, A2, A3, A7, A10, A11, A12, A13, A19, A20, A21, A23, and A29.

[0093] In some embodiments of the compound, the compound is selected from the group consisting of those compounds among Compound x having the formula Pt(L_{Ay}) (L_{Bz}), in which the variable R^1 in the definition for the ligand L_{Ay} is one of R1, R2, R3, R4, R8, R12, R13, R14, R15, R16, R17, R18, R19, R20, R27, R28, R29, R34, R41, R42, R48, R49, R68, R69, and R70.

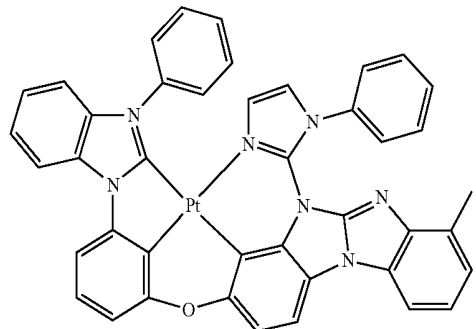
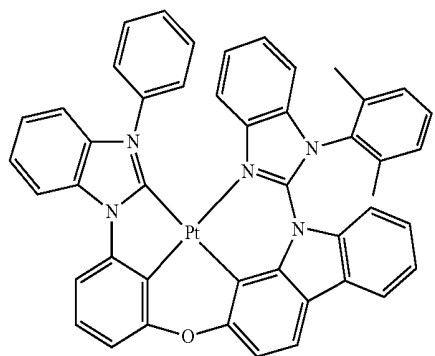
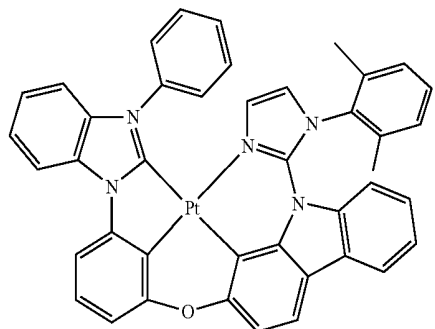
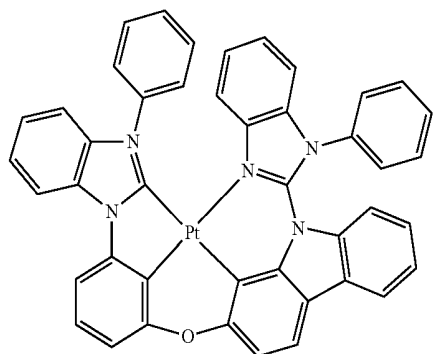
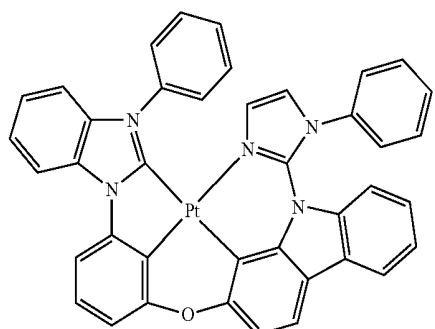
[0094] In some embodiments of the compound, the compound is selected from the group consisting of



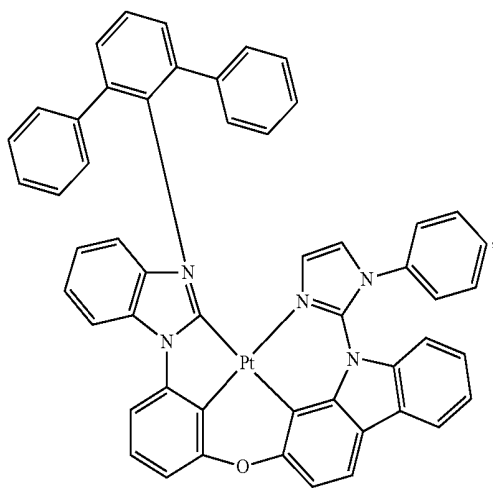
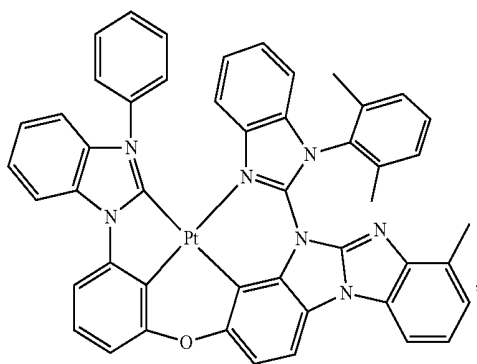
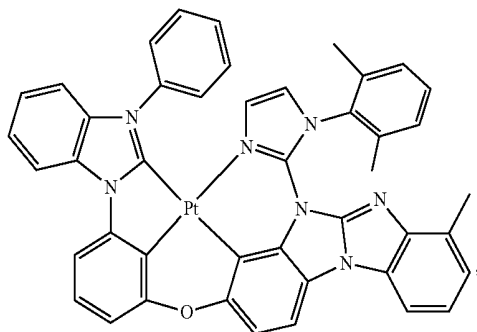
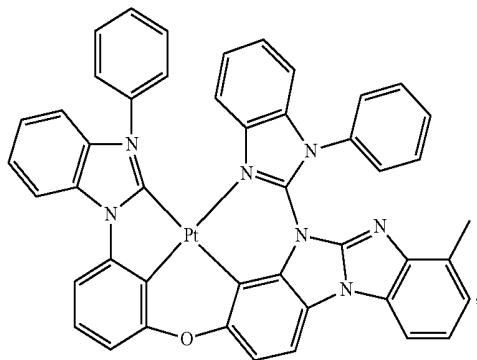
-continued



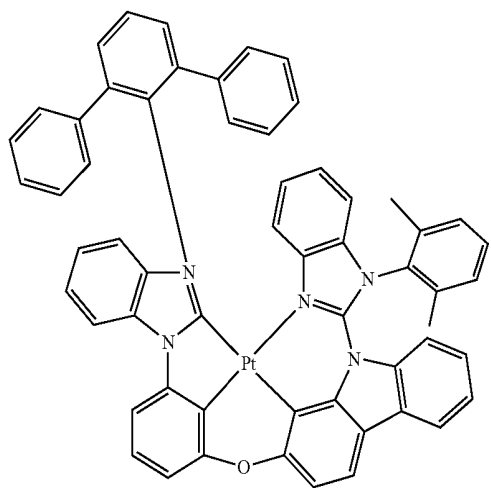
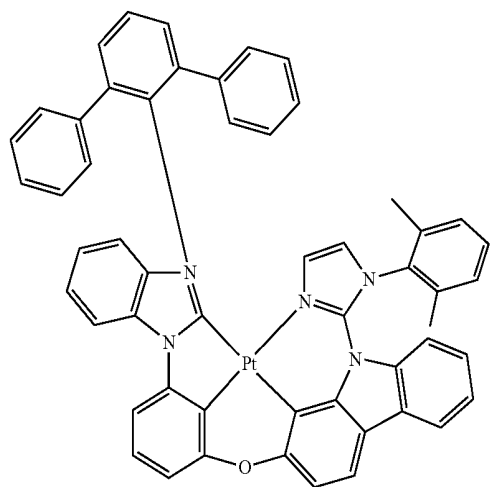
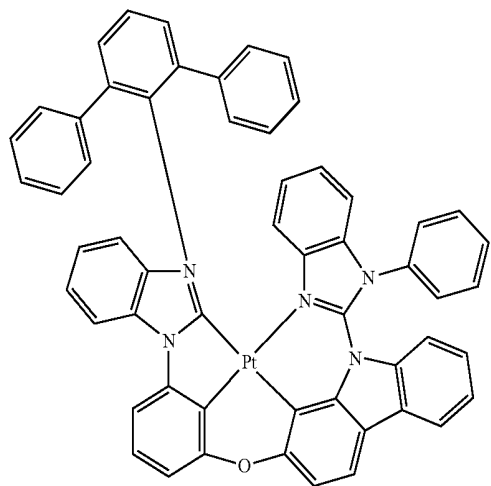
-continued



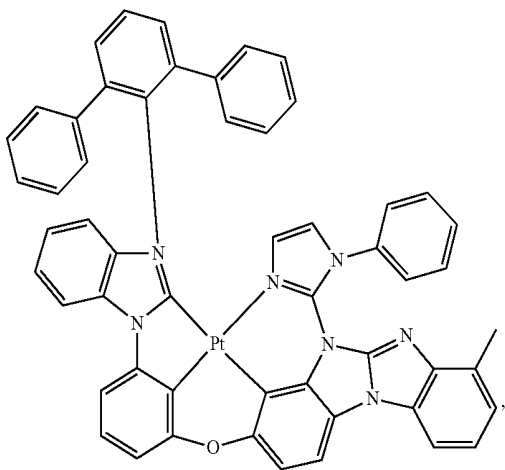
-continued



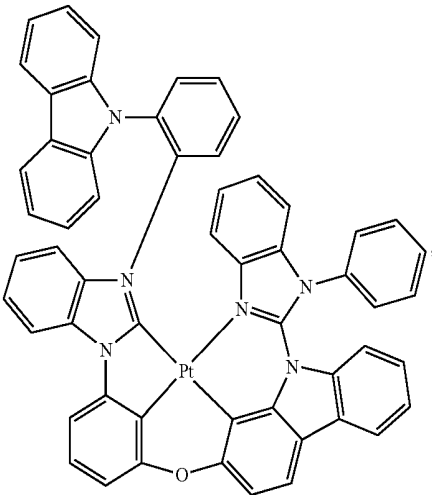
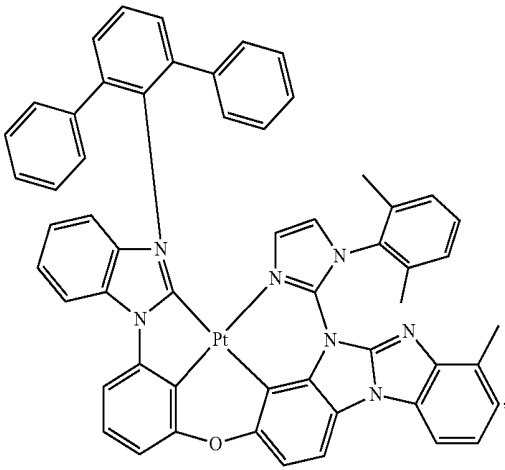
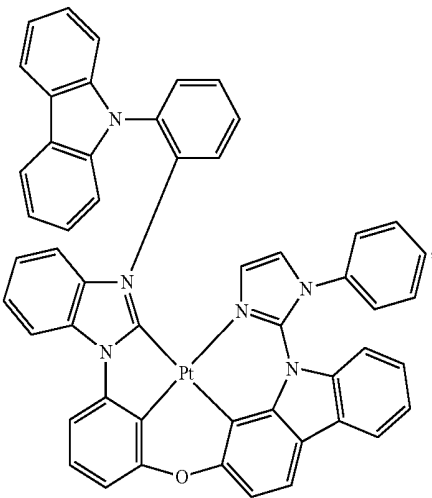
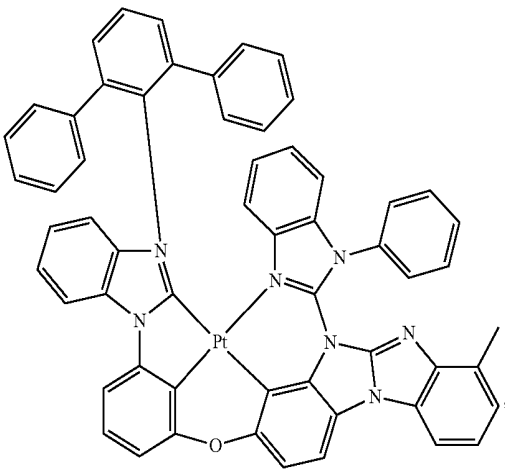
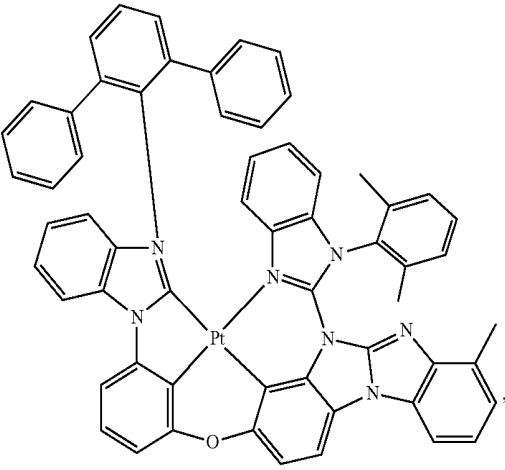
-continued



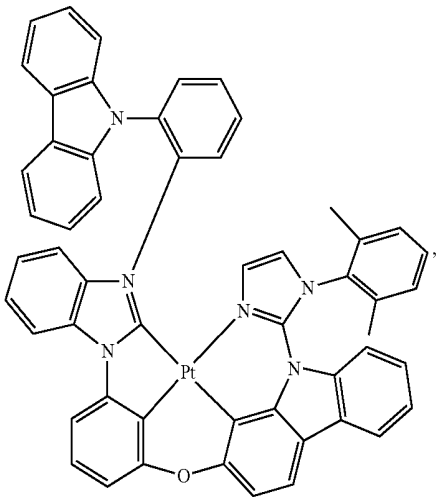
-continued



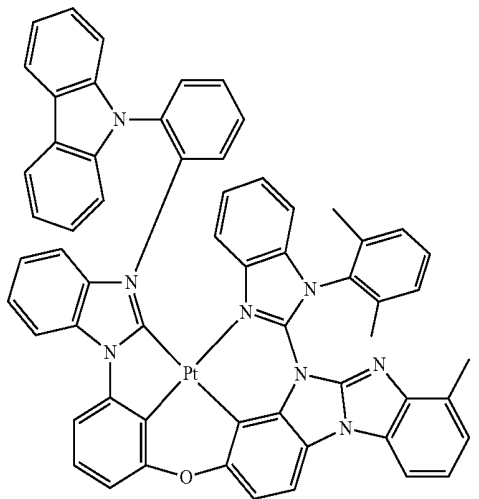
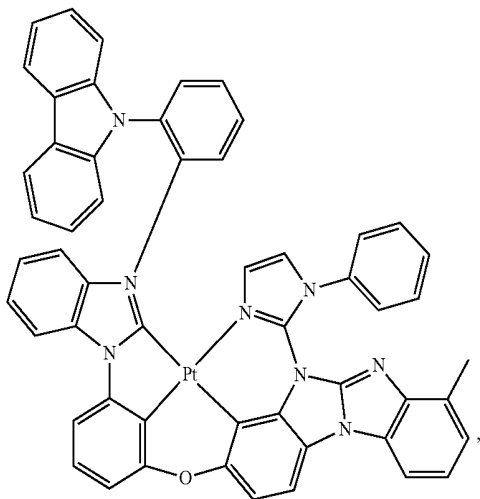
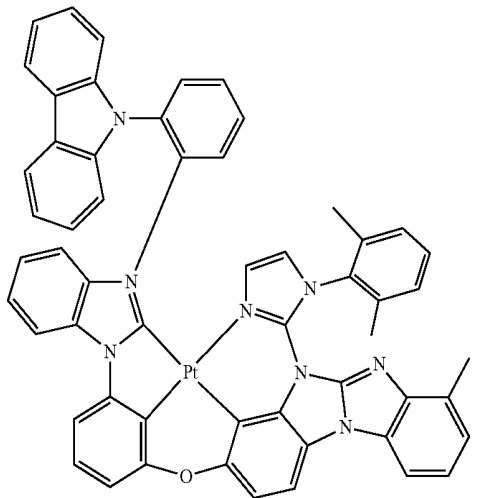
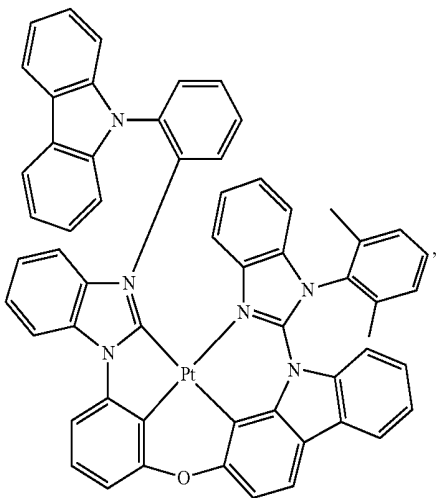
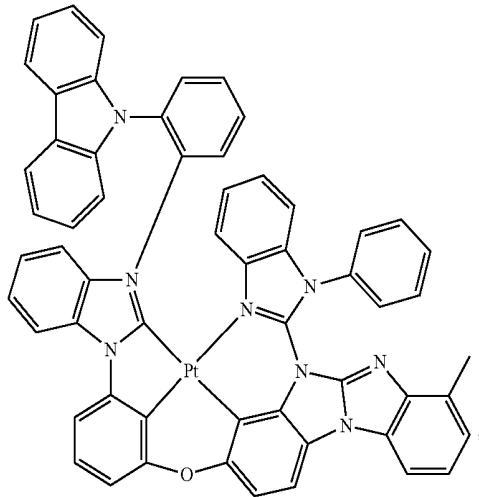
-continued



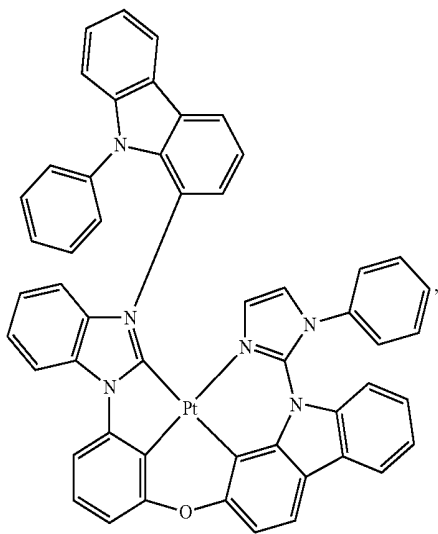
-continued



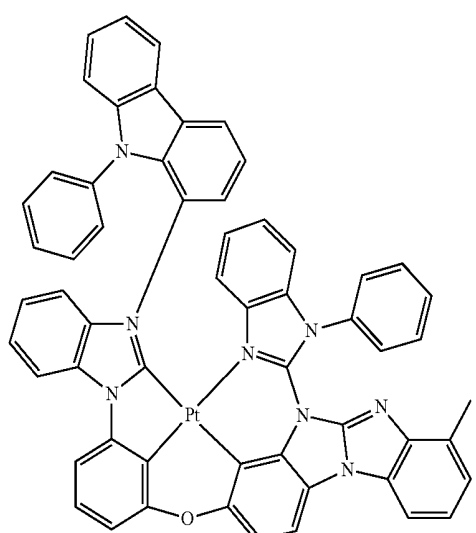
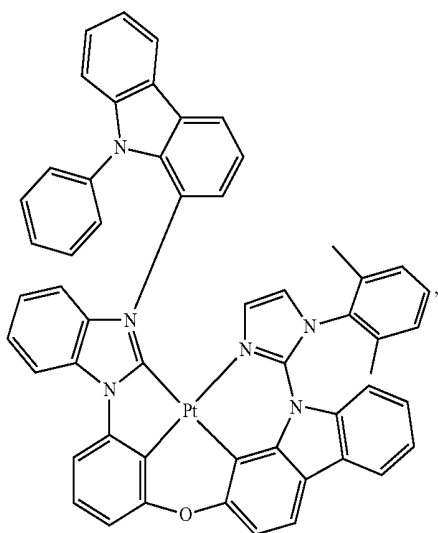
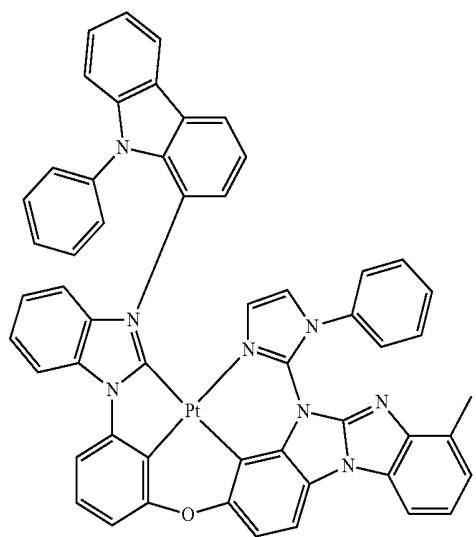
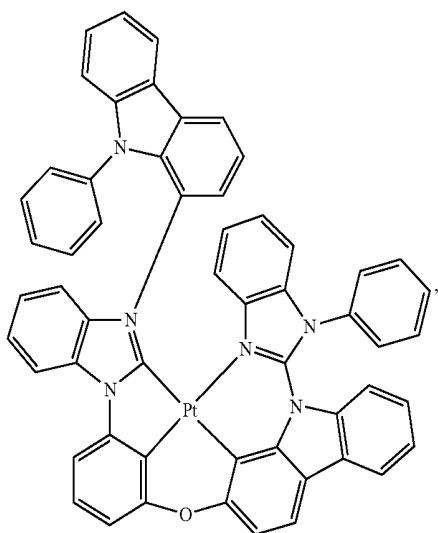
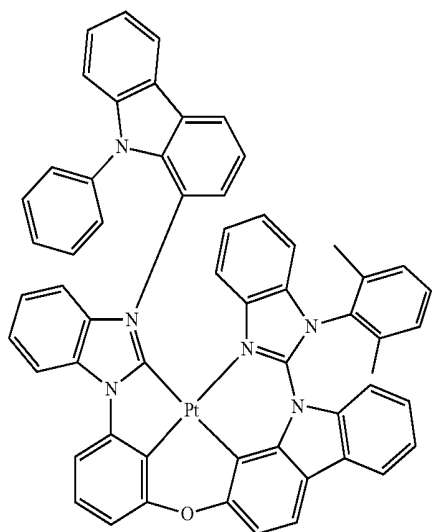
-continued



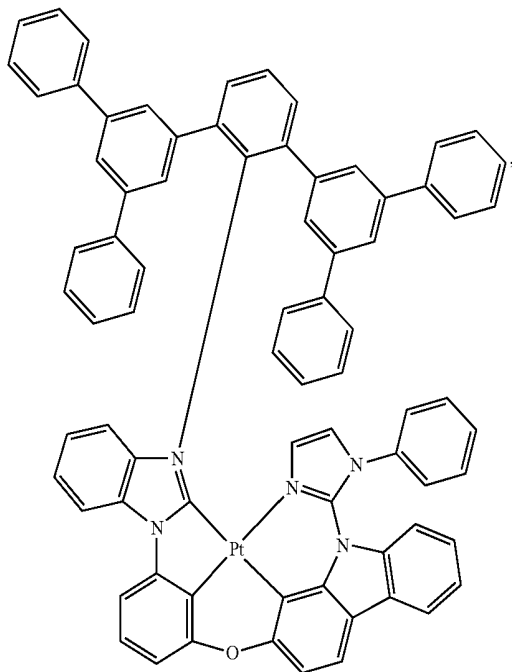
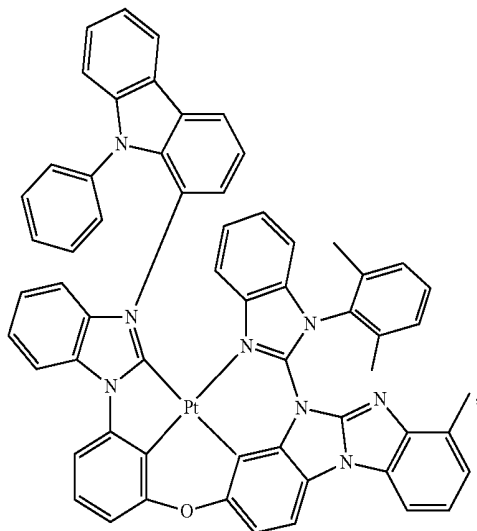
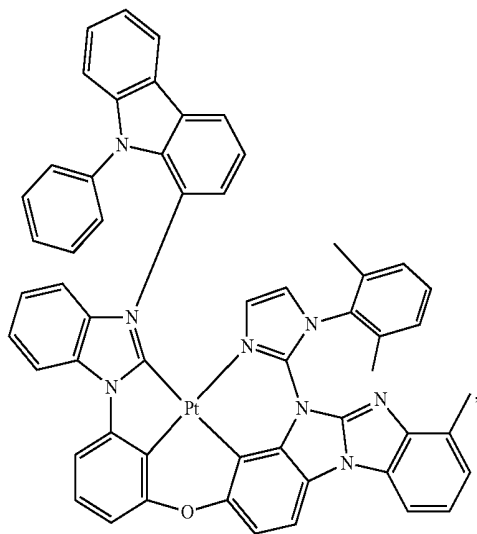
-continued



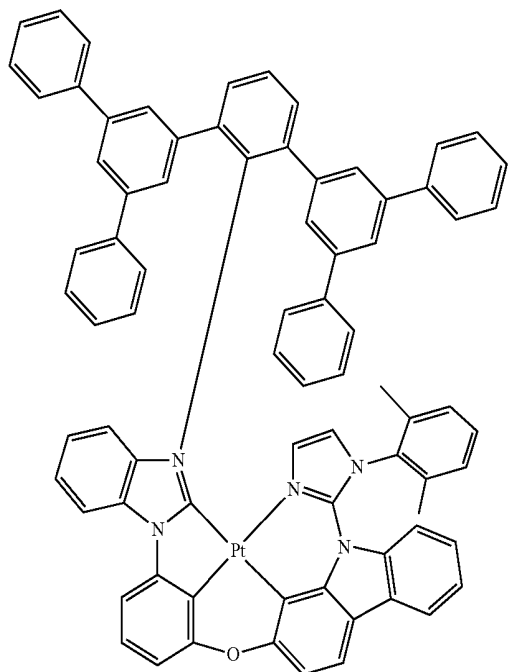
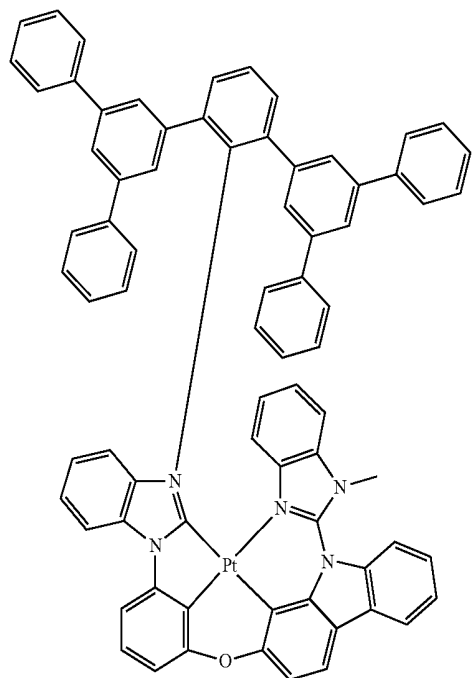
-continued



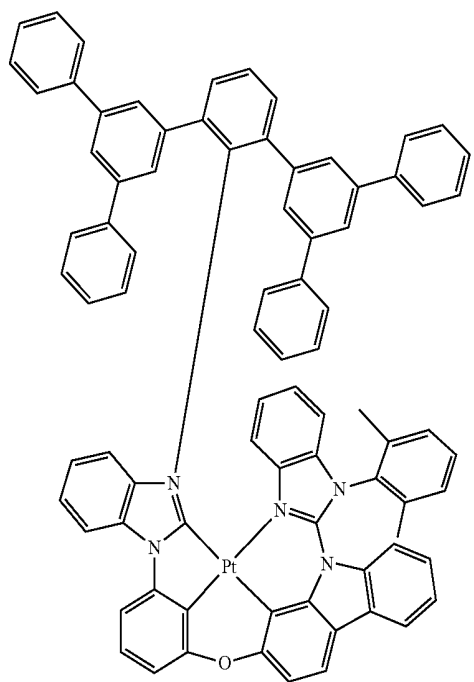
-continued



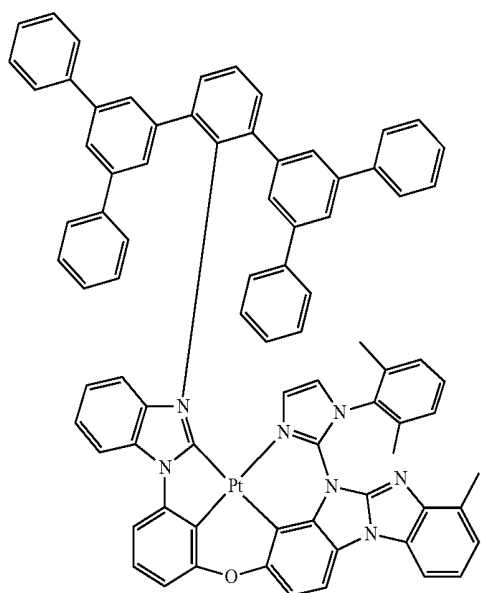
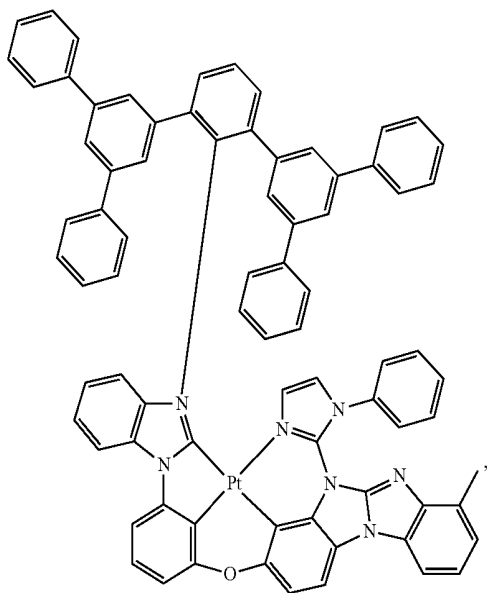
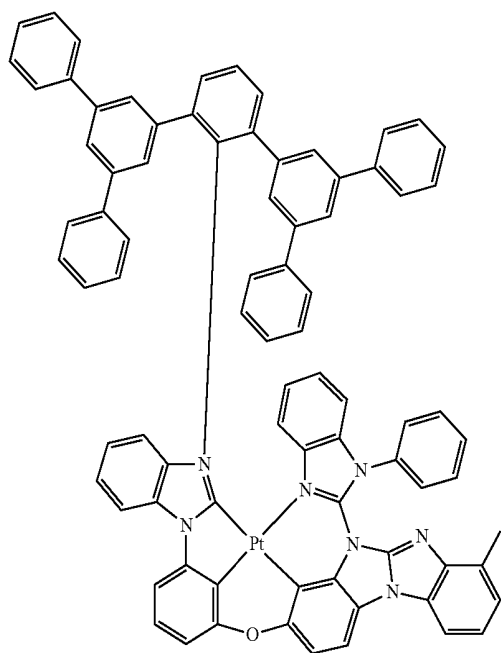
-continued



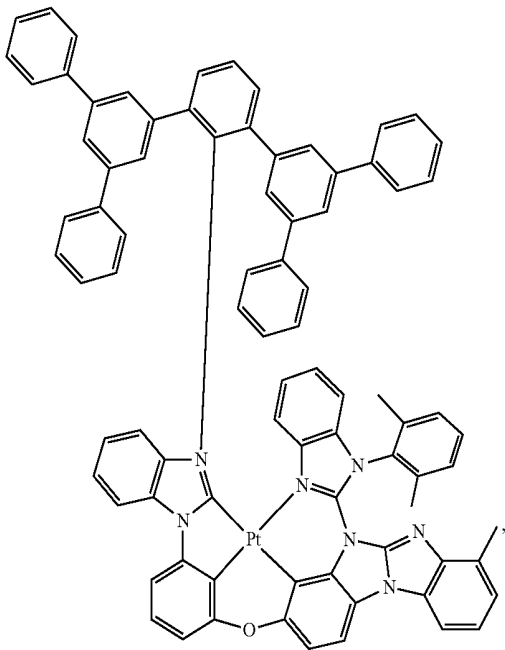
-continued



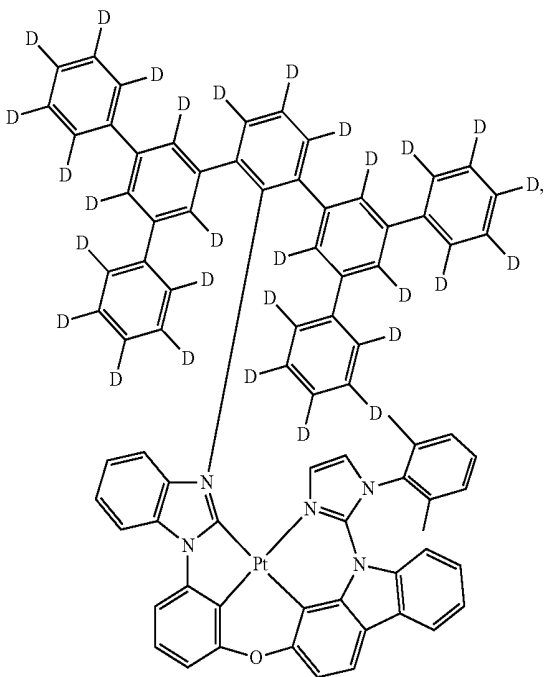
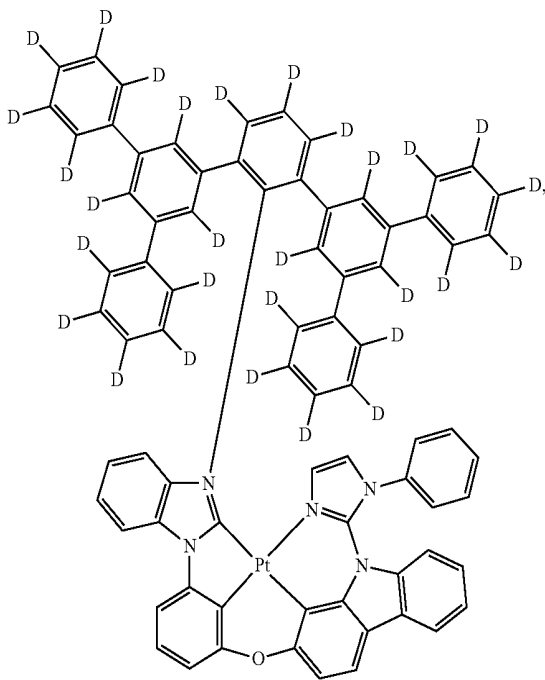
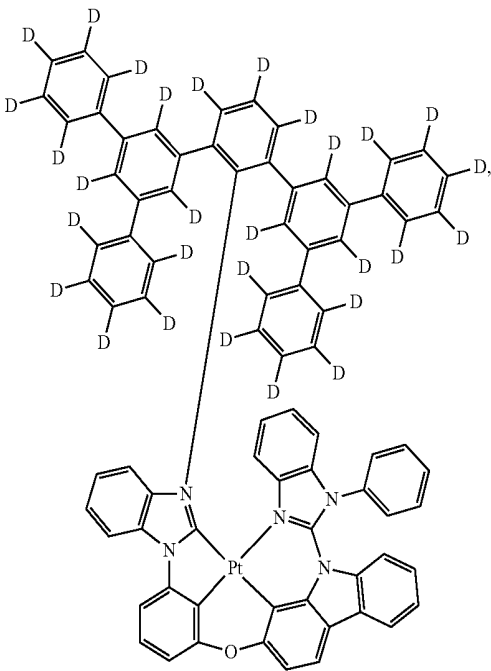
-continued



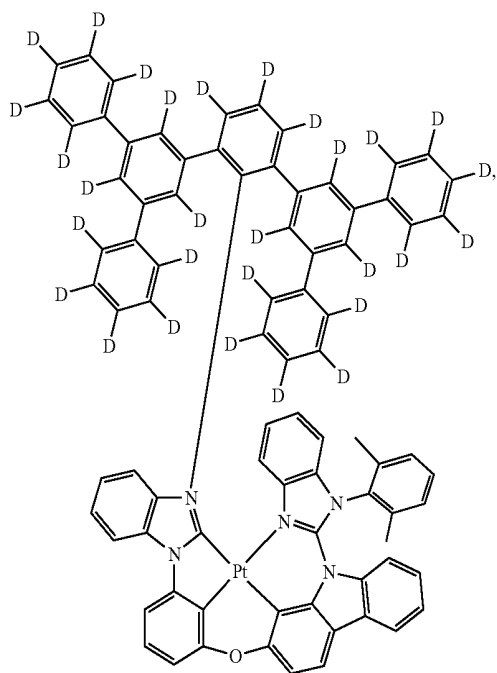
-continued



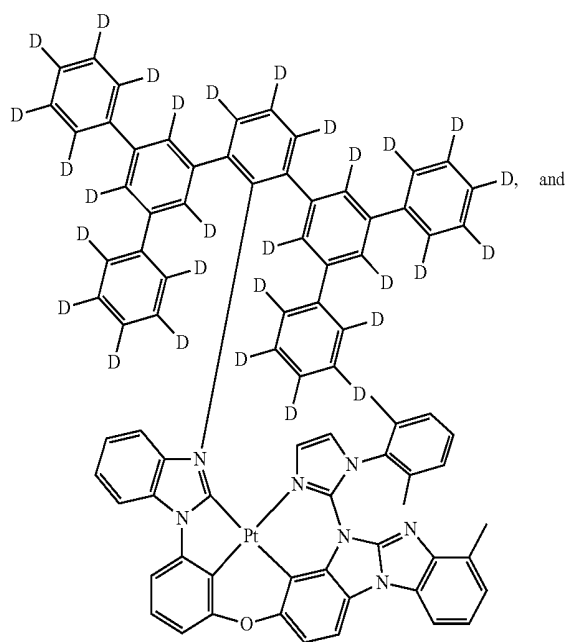
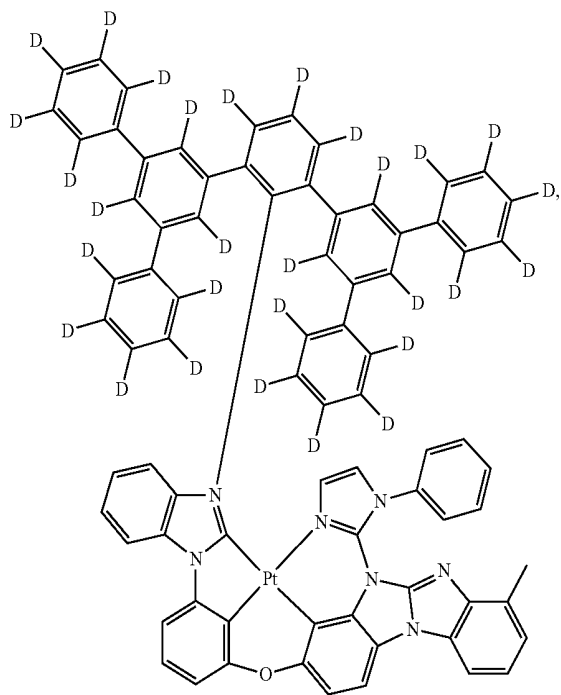
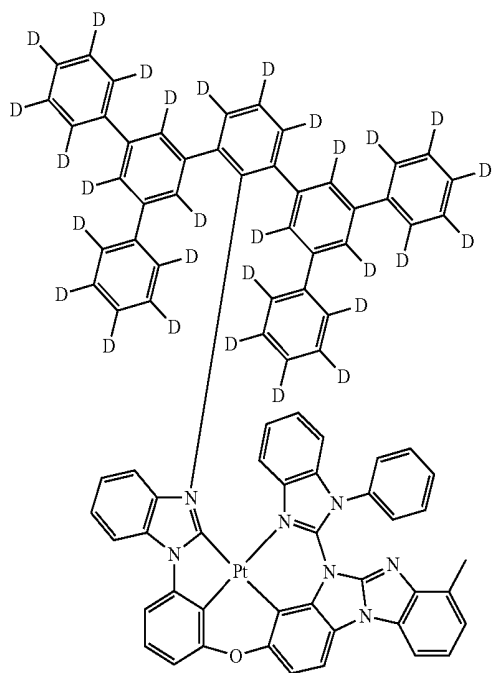
-continued

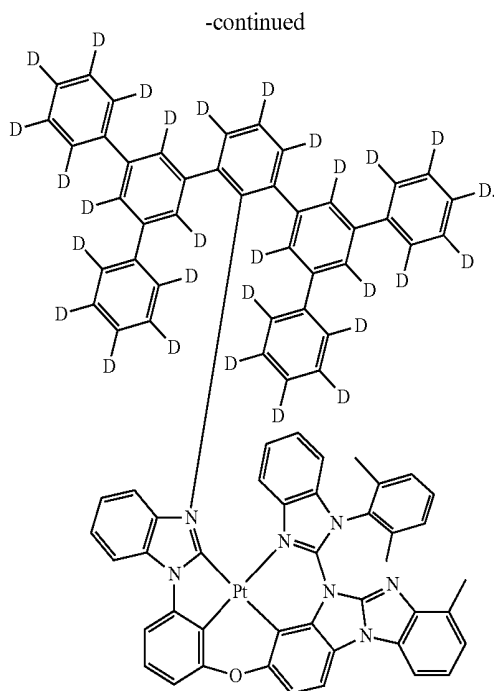


-continued



-continued





[0095] In some embodiments, the OLED has one or more characteristics selected from the group consisting of being flexible, being rollable, being foldable, being stretchable, and being curved. In some embodiments, the OLED is transparent or semi-transparent. In some embodiments, the OLED further comprises a layer comprising carbon nanotubes.

[0096] In some embodiments, the OLED further comprises a layer comprising a delayed fluorescent emitter. In some embodiments, the OLED comprises a RGB pixel arrangement or white plus color filter pixel arrangement. In some embodiments, the OLED is a mobile device, a hand held device, or a wearable device. In some embodiments, the OLED is a display panel having less than 10 inch diagonal or 50 square inch area. In some embodiments, the OLED is a display panel having at least 10 inch diagonal or 50 square inch area. In some embodiments, the OLED is a lighting panel.

[0097] In some embodiments, the compound can be an emissive dopant. In some embodiments, the compound can produce emissions via phosphorescence, fluorescence, thermally activated delayed fluorescence, i.e., TADF (also referred to as E-type delayed fluorescence; see, e.g., U.S. application Ser. No. 15/700,352, published on Mar. 14, 2019 as U.S. patent application publication No. 2019/0081248, which is hereby incorporated by reference in its entirety), triplet-triplet annihilation, or combinations of these processes. In some embodiments, the emissive dopant can be a racemic mixture, or can be enriched in one enantiomer. In some embodiments, the compound can be homoleptic (each ligand is the same). In some embodiments, the compound can be heteroleptic (at least one ligand is different from others).

[0098] When there are more than one ligand coordinated to a metal, the ligands can all be the same in some embodiments. In some other embodiments, at least one ligand is different from the other ligand(s). In some embodiments, every ligand can be different from each other. This is also

true in embodiments where a ligand being coordinated to a metal can be linked with other ligands being coordinated to that metal to form a tridentate, tetradentate, pentadentate, or hexadentate ligands. Thus, where the coordinating ligands are being linked together, all of the ligands can be the same in some embodiments, and at least one of the ligands being linked can be different from the other ligand(s) in some other embodiments.

[0099] In some embodiments, the compound can be used as a phosphorescent sensitizer in an OLED where one or multiple layers in the OLED contains an acceptor in the form of one or more fluorescent and/or delayed fluorescence emitters. In some embodiments, the compound can be used as one component of an exciplex to be used as a sensitizer. As a phosphorescent sensitizer, the compound must be capable of energy transfer to the acceptor and the acceptor will emit the energy or further transfer energy to a final emitter. The acceptor concentrations can range from 0.001% to 100%. The acceptor could be in either the same layer as the phosphorescent sensitizer or in one or more different layers. In some embodiments, the acceptor is a TADF emitter. In some embodiments, the acceptor is a fluorescent emitter. In some embodiments, the emission can arise from any or all of the sensitizer, acceptor, and final emitter.

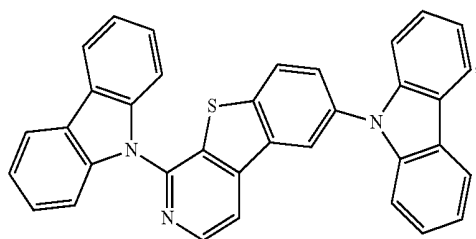
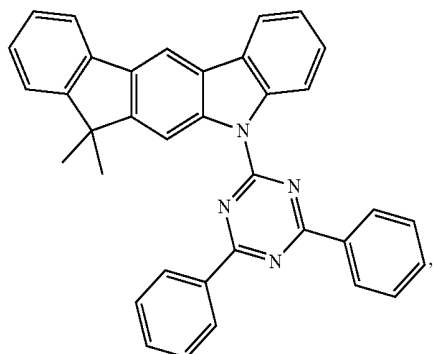
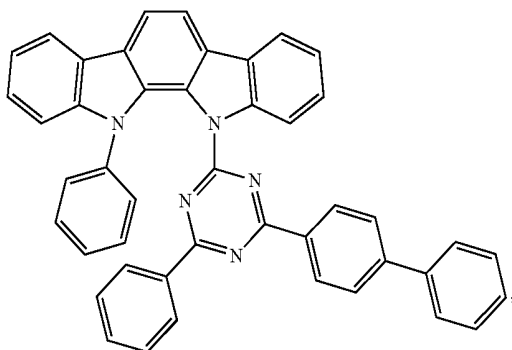
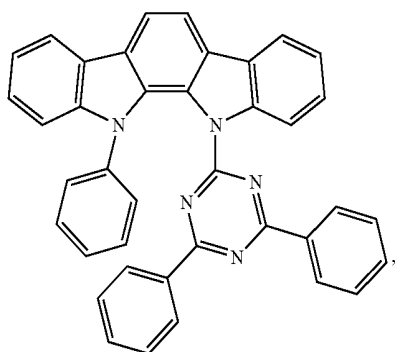
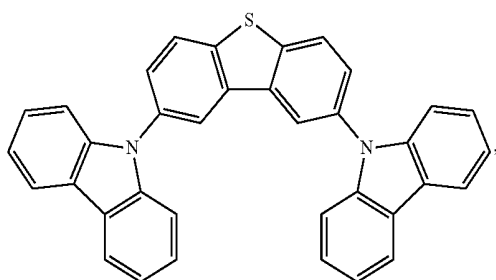
[0100] In some embodiments, the compound of the present disclosure is neutrally charged.

[0101] According to another aspect, a formulation comprising the compound described herein is also disclosed.

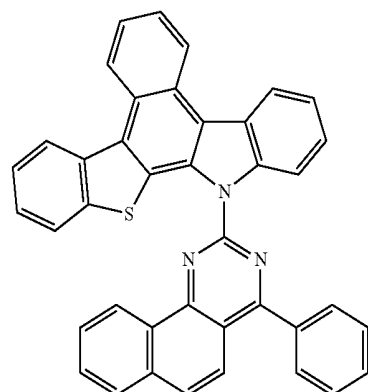
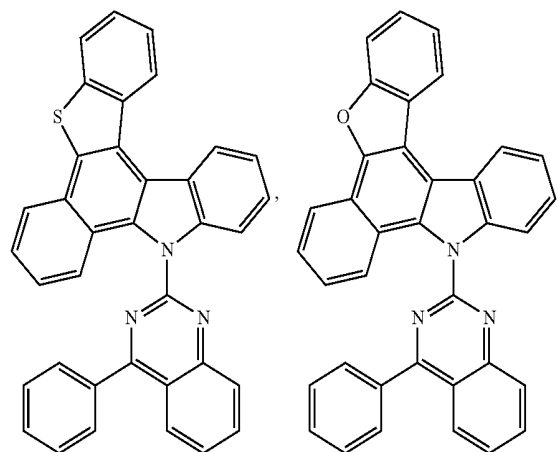
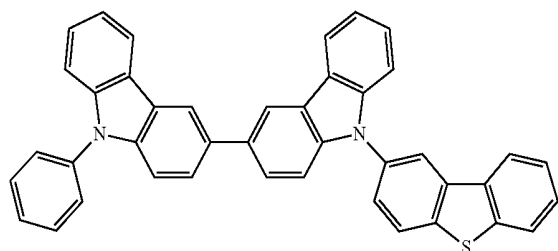
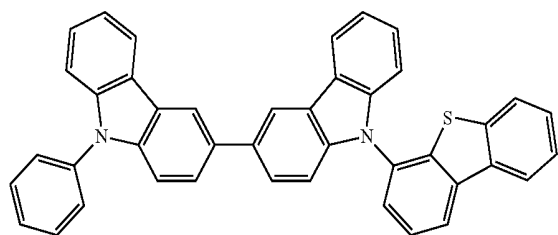
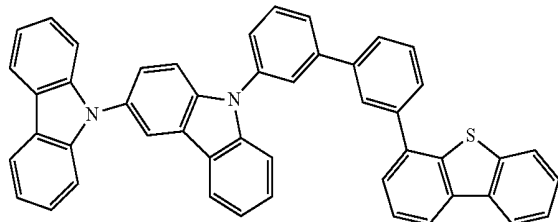
[0102] The OLED disclosed herein can be incorporated into one or more of a consumer product, an electronic component module, and a lighting panel. The organic layer can be an emissive layer and the compound can be an emissive dopant in some embodiments, while the compound can be a non-emissive dopant in other embodiments.

[0103] The organic layer can also include a host. In some embodiments, two or more hosts are preferred. In some embodiments, the hosts used may be a) bipolar, b) electron transporting, c) hole transporting or d) wide band gap materials that play little role in charge transport. In some embodiments, the host can include a metal complex. The host can be a triphenylene containing benzo-fused thiophene or benzo-fused furan. Any substituent in the host can be an unfused substituent independently selected from the group consisting of C_nH_{2n+1} , OC_nH_{2n+1} , OAr_1 , $N(C_nH_{2n+1})_2$, $N(Ar_1)(Ar_2)$, $CH=CH-C_nH_{2n+1}$, $C\equiv C-C_nH_{2n+1}$, Anr_1 , Ar_1-Ar_2 , and $C_nH_{2n}-Ar_1$, or the host has no substitutions. In the preceding substituents n can range from 1 to 10; and Ar_1 and Ar_2 can be independently selected from the group consisting of benzene, biphenyl, naphthalene, triphenylene, carbazole, and heteroaromatic analogs thereof. The host can be an inorganic compound, for example, a Zn containing inorganic material e.g. ZnS.

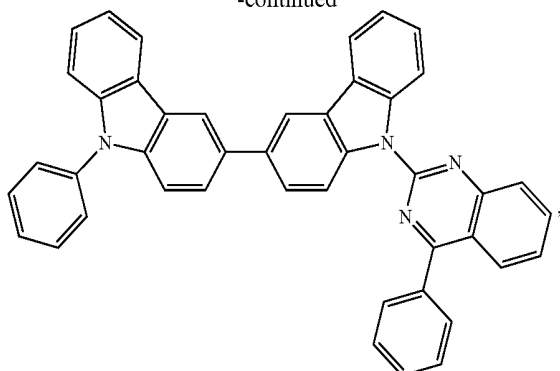
[0104] The host can be a compound comprising at least one chemical group selected from the group consisting of triphenylene, carbazole, dibenzothiophene, dibenzofuran, dibenzoselenophene, azatriphenylene, azacarbazole, aza-dibenzothiophene, aza-dibenzofuran, and aza-dibenzoselenophene. The host can include a metal complex. The host can be, but is not limited to, a specific compound selected from the Host Group consisting of:



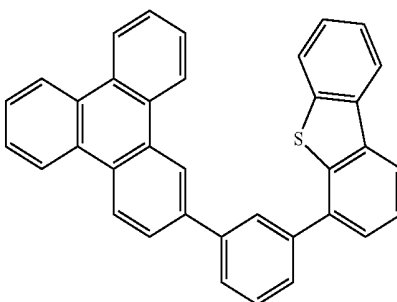
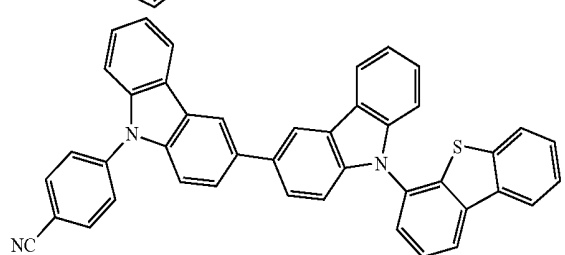
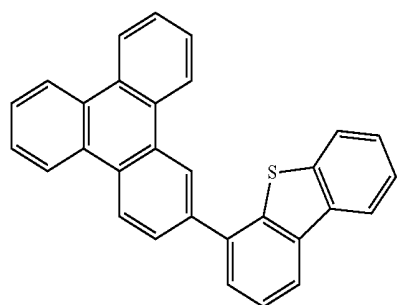
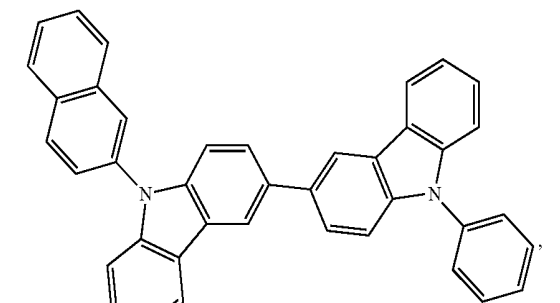
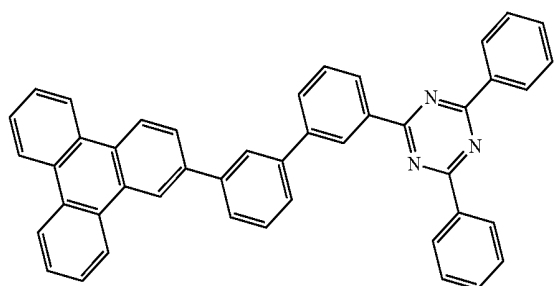
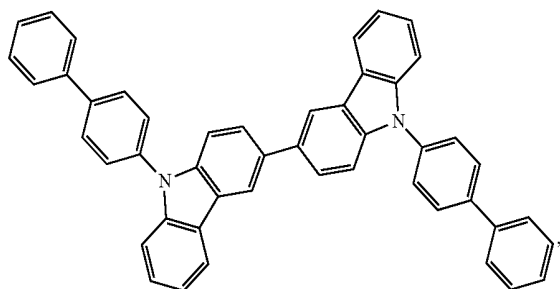
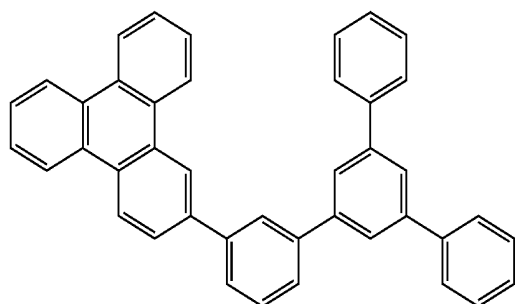
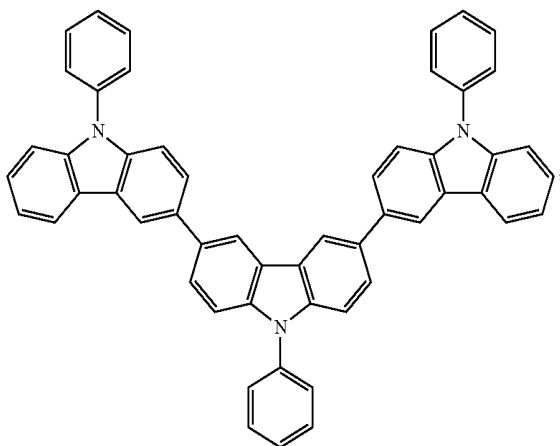
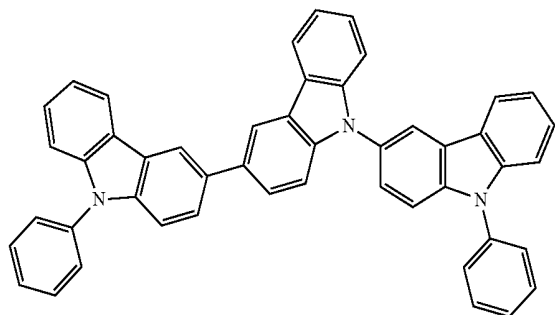
-continued

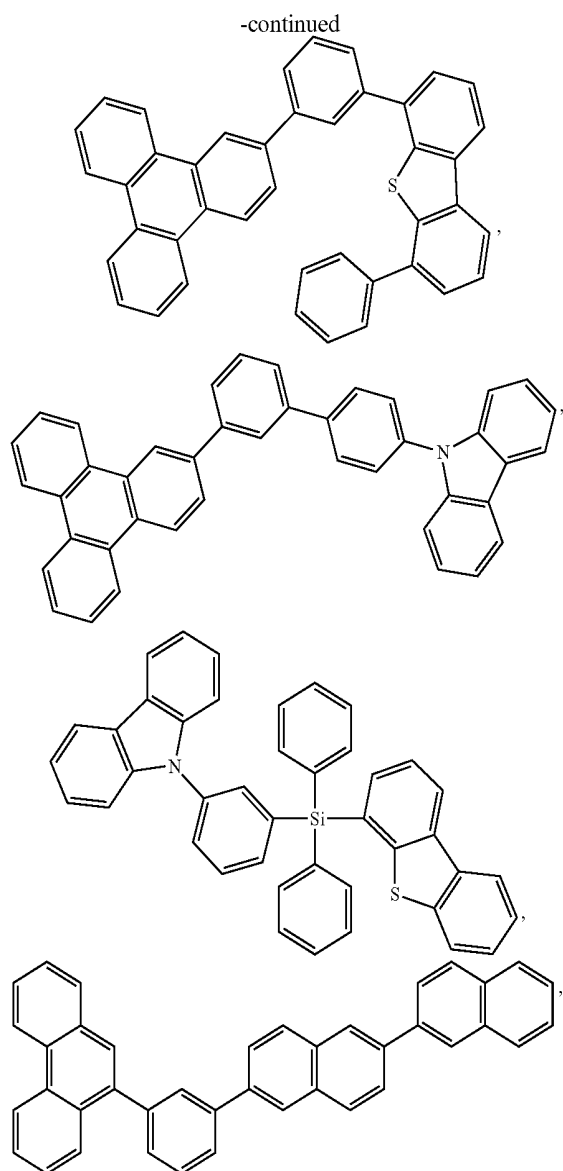


-continued



-continued

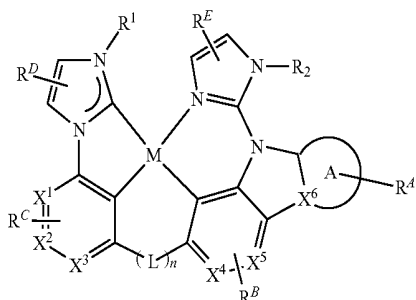




and combinations thereof.

Additional information on possible hosts is provided below.

[0105] An emissive region in an organic light emitting device, the emissive region comprising a compound of Formula I



is disclosed in which; M is Pt or Pd; ring A is a 5-membered or 6-membered aromatic ring; X¹ to X⁶ are each indepen-

dently C or N, provided that X^1 to X^3 are not all N; n is 0 or 1; when n is 1, L is present and is selected from the group consisting of O, S, Se, NR, BR, CRR', SiRR', C=O, S=O, SO₂, NR—CRR', CRR'—CRR', SiRR'—SiRR', SiRR'—CRR'; when n is 0, L is not present; each R^A , R^B , R^C , R^D , and R^E independently represents mono to a maximum possible number of substitutions, or no substitution; each R^1 , R^2 , R , R' , R^A , R^B , R^C , R^D , and R^E is independently a hydrogen or a substituent selected from the group consisting of the general substituents defined above; R^1 can be joined with R^E , and any two substituents can be joined or fused together to form a ring.

[0106] In some embodiments of the emissive region, the compound can be an emissive dopant or a non-emissive dopant.

[0107] In some embodiments of the emissive region, the emissive region further comprises a host, wherein the host contains at least one group selected from the group consisting of metal complex, triphenylene, carbazole, dibenzothiophene, dibenzofuran, dibenzoselenophene, azatriphenylene, aza-carbazole, aza-dibenzothiophene, aza-dibenzofuran, and aza-dibenzoselenophene.

[0108] In some embodiments of the emissive region, the emissive region further comprises a host, wherein the host is selected from the Host Group defined above.

[0109] In yet another aspect of the present disclosure, a formulation that comprises the novel compound disclosed herein is described. The formulation can include one or more components selected from the group consisting of a solvent, a host, a hole injection material, hole transport material, electron blocking material, hole blocking material, and an electron transport material, disclosed herein.

[0110] The present disclosure encompasses any chemical structure comprising the novel compound of the present disclosure, or a monovalent or polyvalent variant thereof. In other words, the inventive compound, or a monovalent or polyvalent variant thereof, can be a part of a larger chemical structure. Such chemical structure can be selected from the group consisting of a monomer, a polymer, a macromolecule, and a supramolecule (also known as supermolecule). As used herein, a “monovalent variant of a compound” refers to a moiety that is identical to the compound except that one hydrogen has been removed and replaced with a bond to the rest of the chemical structure. As used herein, a “polyvalent variant of a compound” refers to a moiety that is identical to the compound except that more than one hydrogen has been removed and replaced with a bond or bonds to the rest of the chemical structure. In the instance of a supramolecule, the inventive compound is can also be incorporated into the supramolecule complex without covalent bonds.

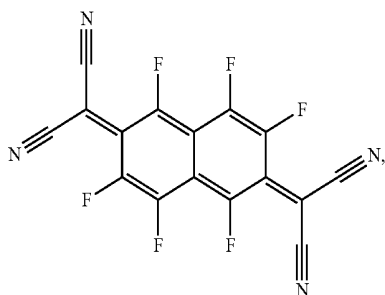
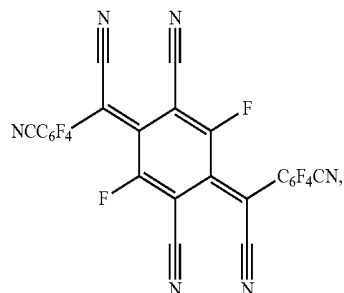
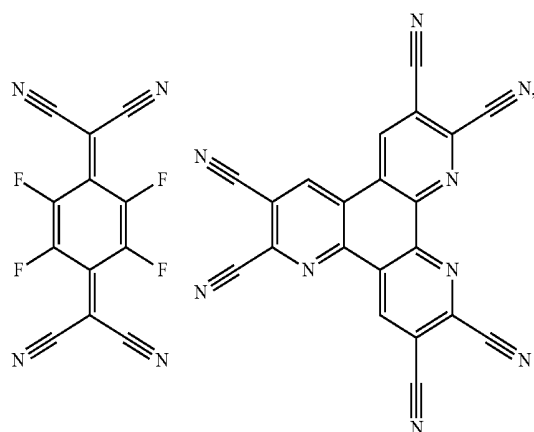
Combination with Other Materials

[0111] The materials described herein as useful for a particular layer in an organic light emitting device may be used in combination with a wide variety of other materials present in the device. For example, emissive dopants disclosed herein may be used in conjunction with a wide variety of hosts, transport layers, blocking layers, injection layers, electrodes and other layers that may be present. The materials described or referred to below are non-limiting examples of materials that may be useful in combination with the compounds disclosed herein, and one of skill in the art can readily consult the literature to identify other materials that may be useful in combination.

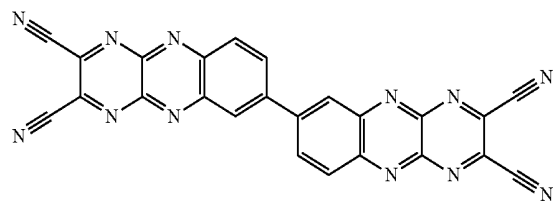
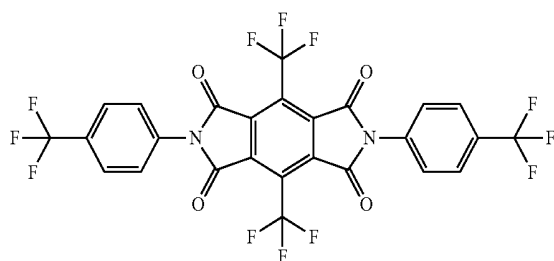
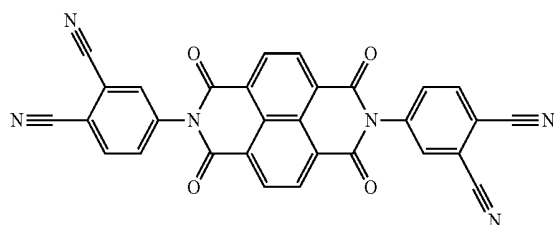
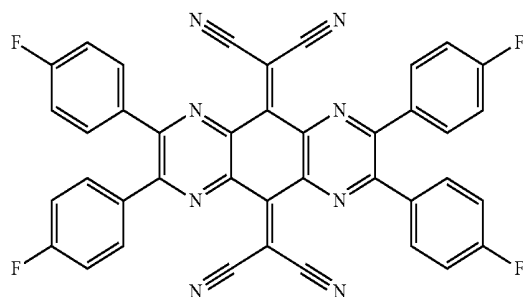
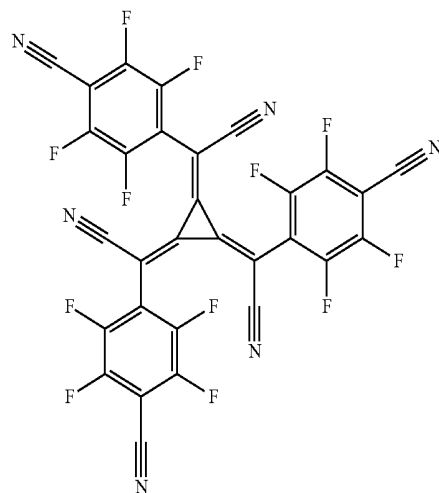
Conductivity Dopants:

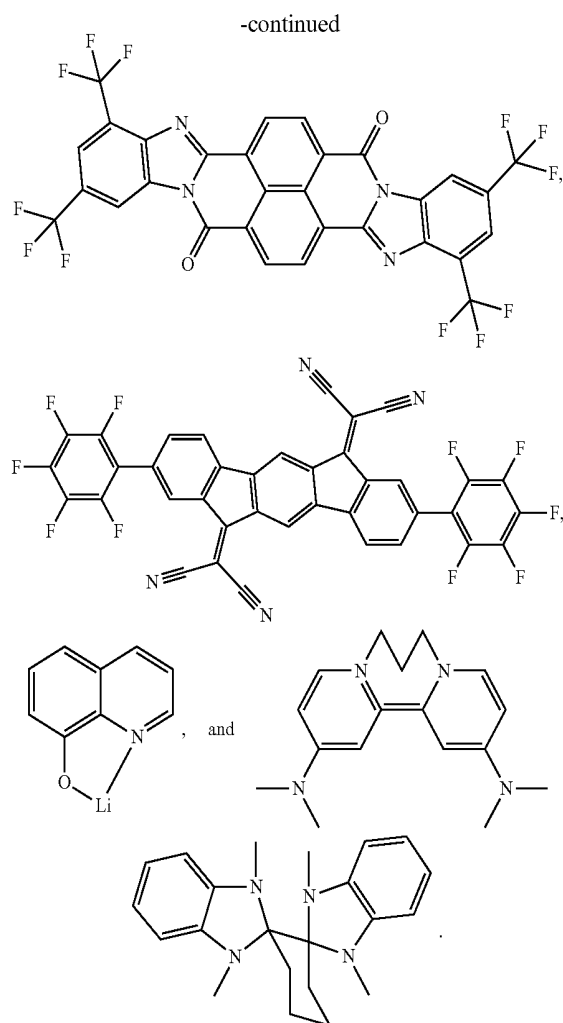
[0112] A charge transport layer can be doped with conductivity dopants to substantially alter its density of charge carriers, which will in turn alter its conductivity. The conductivity is increased by generating charge carriers in the matrix material, and depending on the type of dopant, a change in the Fermi level of the semiconductor may also be achieved. Hole-transporting layer can be doped by p-type conductivity dopants and n-type conductivity dopants are used in the electron-transporting layer.

[0113] Non-limiting examples of the conductivity dopants that may be used in an OLED in combination with materials disclosed herein are exemplified below together with references that disclose those materials: EP01617493, EP01968131, EP2020694, EP2684932, US20050139810, US20070160905, US20090167167, US2010288362, WO06081780, WO2009003455, WO2009008277, WO2009011327, WO2014009310, US2007252140, US2015060804, US20150123047, and US2012146012.



-continued

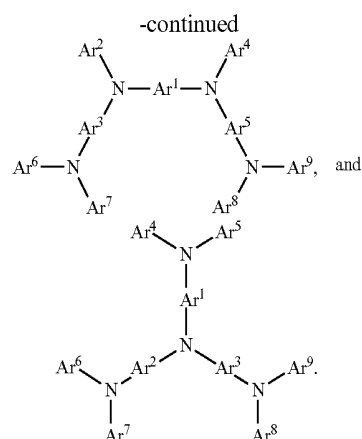
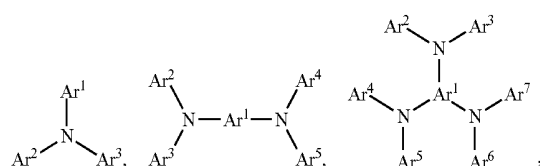




HIL/HTL:

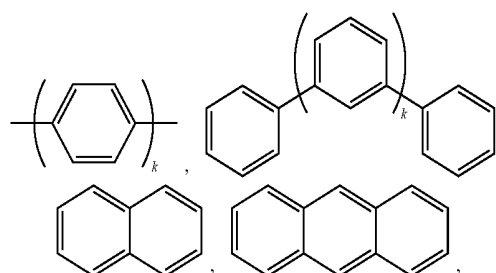
[0114] A hole injecting/transporting material to be used in the present invention is not particularly limited, and any compound may be used as long as the compound is typically used as a hole injecting/transporting material. Examples of the material include, but are not limited to: a phthalocyanine or porphyrin derivative; an aromatic amine derivative; an indolocarbazole derivative; a polymer containing fluorohydrocarbon; a polymer with conductivity dopants; a conducting polymer, such as PEDOT/PSS; a self-assembly monomer derived from compounds such as phosphonic acid and silane derivatives; a metal oxide derivative, such as MoO_3 ; a p-type semiconducting organic compound, such as 1,4,5,8,9,12-Hexaazatriphenylenehexacarbonitrile; a metal complex, and a cross-linkable compounds.

[0115] Examples of aromatic amine derivatives used in HIL or HTL include, but not limit to the following general structures:

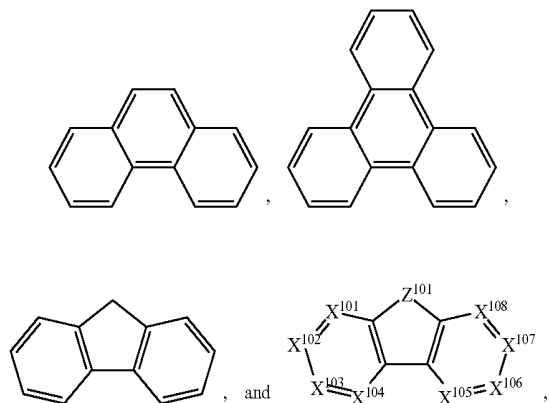


[0116] Each of Ar^1 to Ar^9 is selected from the group consisting of aromatic hydrocarbon cyclic compounds such as benzene, biphenyl, triphenyl, triphenylene, naphthalene, anthracene, phenalene, phenanthrene, fluorene, pyrene, chrysene, perylene, and azulene; the group consisting of aromatic heterocyclic compounds such as dibenzothiofene, dibenzofuran, dibenzoselenophene, furan, thiophene, benzofuran, benzothiophene, benzoselenophene, carbazole, indolocarbazole, pyridylindole, pyrrolodipyridine, pyrazole, imidazole, triazole, oxazole, thiazole, oxadiazole, oxatriazole, dioxazole, thiadiazole, pyridine, pyridazine, pyrimidine, pyrazine, triazine, oxazine, oxathiazine, oxadiazine, indole, benzimidazole, indazole, indoxazine, benzoxazole, benzisoxazole, benzothiazole, quinoline, isoquinoline, cinnoline, quinazoline, quinoxaline, naphthyridine, phthalazine, pteridine, xanthene, acridine, phenazine, phenothiazine, phenoxazine, benzofuropyridine, furodipyridine, benzothienopyridine, thienodipyridine, benzoselenophenopyridine, and selenophenodipyridine; and the group consisting of 2 to 10 cyclic structural units which are groups of the same type or different types selected from the aromatic hydrocarbon cyclic group and the aromatic heterocyclic group and are bonded to each other directly or via at least one of oxygen atom, nitrogen atom, sulfur atom, silicon atom, phosphorus atom, boron atom, chain structural unit and the aliphatic cyclic group. Each Ar may be unsubstituted or may be substituted by a substituent selected from the group consisting of deuterium, halogen, alkyl, cycloalkyl, heteroalkyl, heterocycloalkyl, arylalkyl, alkoxy, aryloxy, amino, silyl, alkenyl, cycloalkenyl, heteroalkenyl, alkynyl, aryl, heteroaryl, acyl, carboxylic acids, ether, ester, nitrile, isonitrile, sulfanyl, sulfinyl, sulfonyl, phosphino, and combinations thereof.

[0117] In one aspect, Ar^1 to Ar^9 is independently selected from the group consisting of:

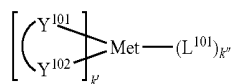


-continued



wherein k is an integer from 1 to 20; X^{101} to X^{108} is C (including CH) or N; Z^{101} is NAr^1 , O, or S; Ar^1 has the same group defined above.

[0118] Examples of metal complexes used in HIL or HTL include, but are not limited to the following general formula:

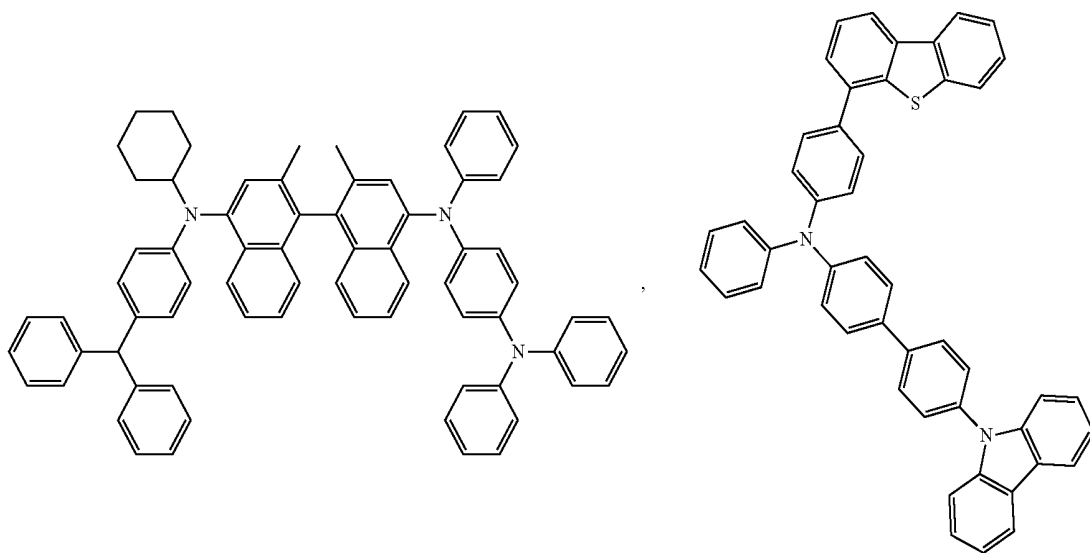


wherein Met is a metal, which can have an atomic weight greater than 40; $(Y^{101}-Y^{102})$ is a bidentate ligand, Y^{101} and Y^{102} are independently selected from C, N, O, P, and S; L^{101} is an ancillary ligand; k' is an integer value from 1 to the maximum number of ligands that may be attached to the metal; and $k'+k''$ is the maximum number of ligands that may be attached to the metal.

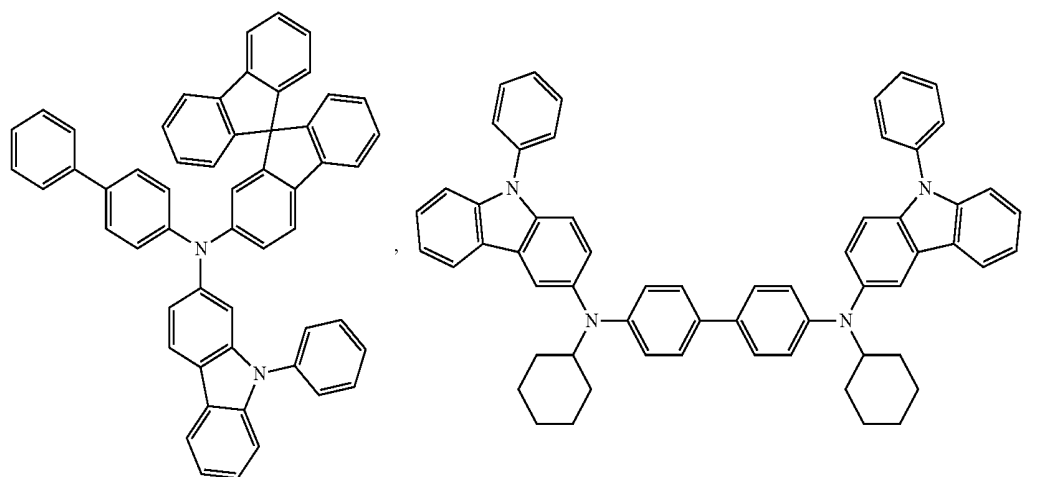
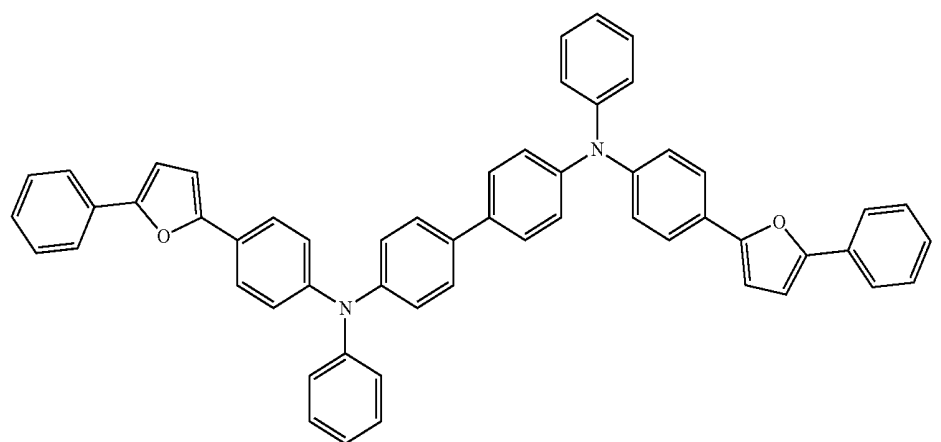
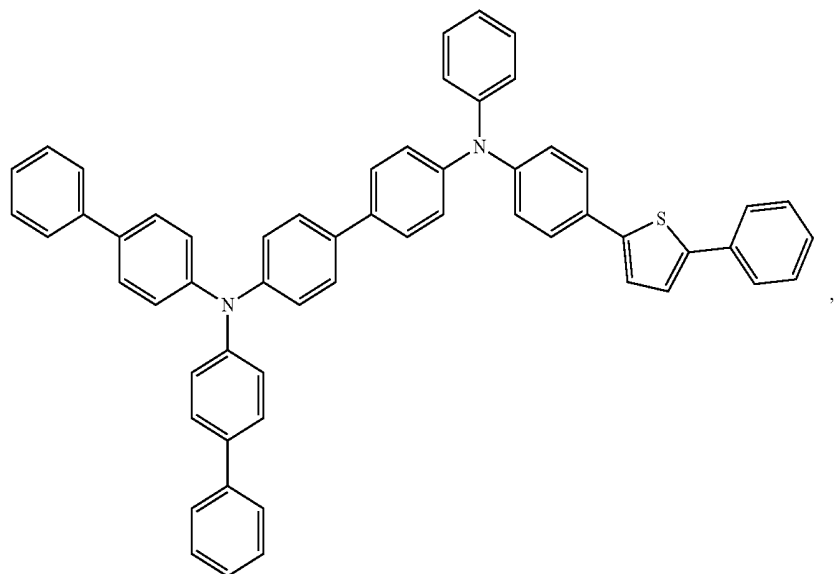
[0119] In one aspect, $(Y^{101}-Y^{102})$ is a 2-phenylpyridine derivative. In another aspect, $(Y^{101}-Y^{102})$ is a carbene

ligand. In another aspect, Met is selected from Ir, Pt, Os, and Zn. In a further aspect, the metal complex has a smallest oxidation potential in solution vs. Fc^+/Fc couple less than about 0.6 V.

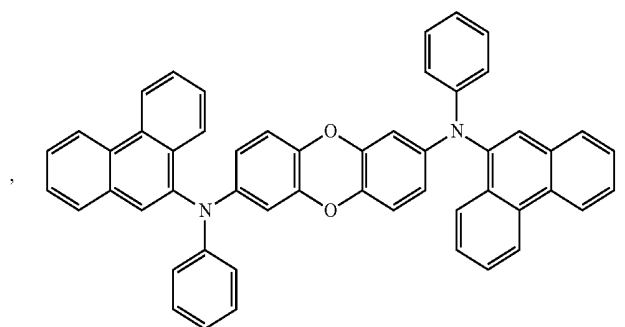
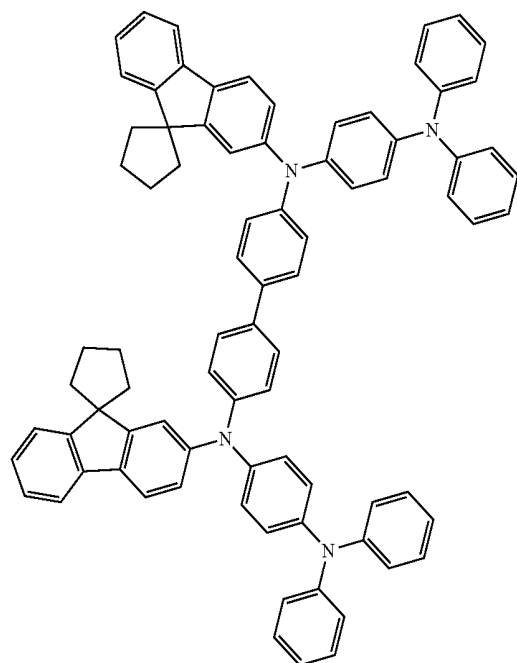
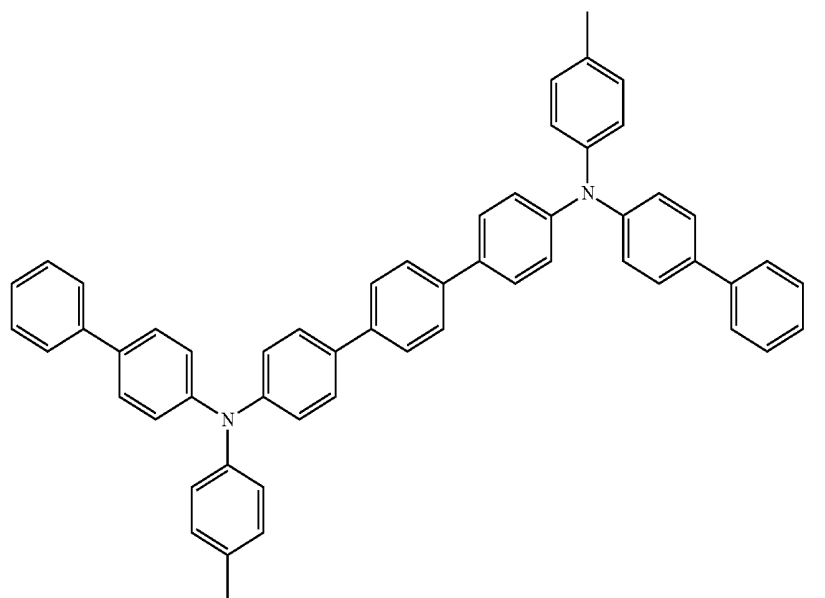
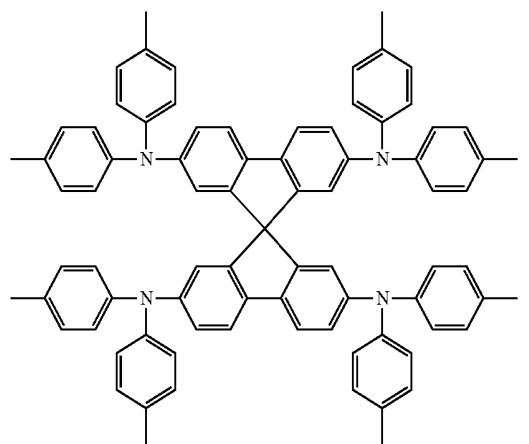
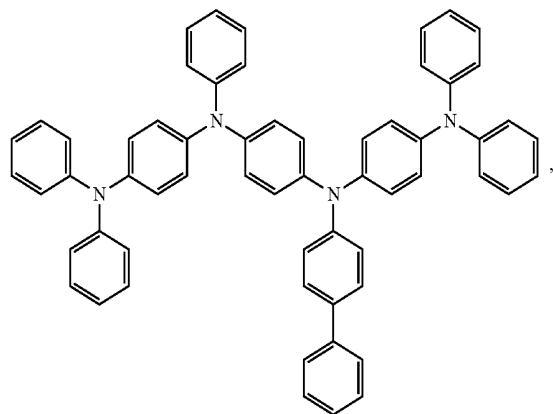
[0120] Non-limiting examples of the HIL and HTL materials that may be used in an OLED in combination with materials disclosed herein are exemplified below together with references that disclose those materials: CN102702075, DE102012005215, EP01624500, EP01698613, EP01806334, EP01930964, EP01972613, EP01997799, EP02011790, EP02055700, EP02055701, EP1725079, EP2085382, EP2660300, EP650955, JP07-073529, JP2005112765, JP2007091719, JP2008021687, JP2014-009196, KR20110088898, KR20130077473, TW201139402, U.S. Ser. No. 06/517,957, US20020158242, US20030162053, US20050123751, US20060182993, US20060240279, US20070145888, US20070181874, US20070278938, US20080014464, US20080091025, US20080106190, US20080124572, US20080145707, US20080220265, US20080233434, US20080303417, US2008107919, US20090115320, US20090167161, US2009066235, US2011007385, US20110163302, US2011240968, US2011278551, US2012205642, US2013241401, US20140117329, US2014183517, U.S. Pat. Nos. 5,061,569, 5,639,914, WO5075451, WO7125714, WO08023550, WO08023759, WO2009145016, WO2010061824, WO2011075644, WO2012177006, WO2013018530, WO2013039073, WO2013087142, WO2013118812, WO2013120577, WO2013157367, WO2013175747, WO2014002873, WO2014015935, WO2014015937, WO2014030872, WO2014030921, WO2014034791, WO2014104514, WO2014157018.



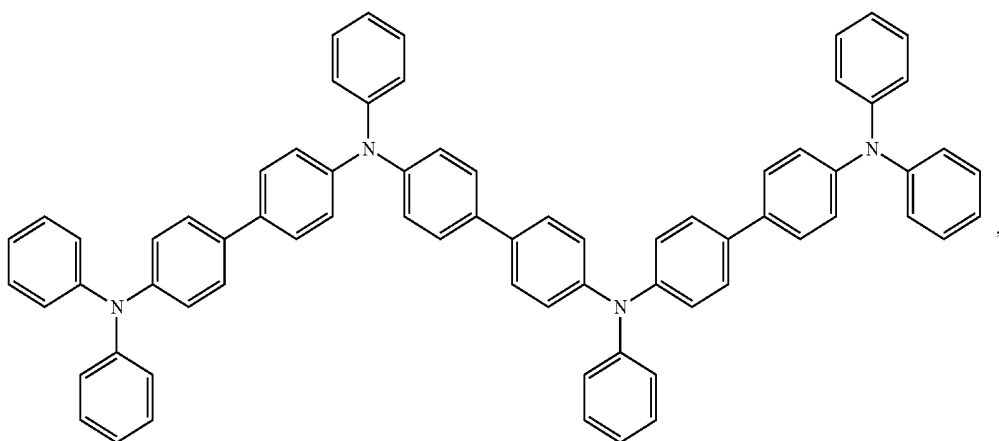
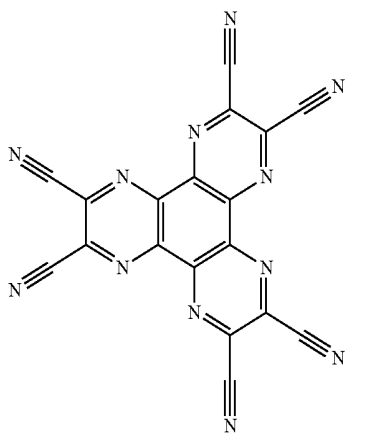
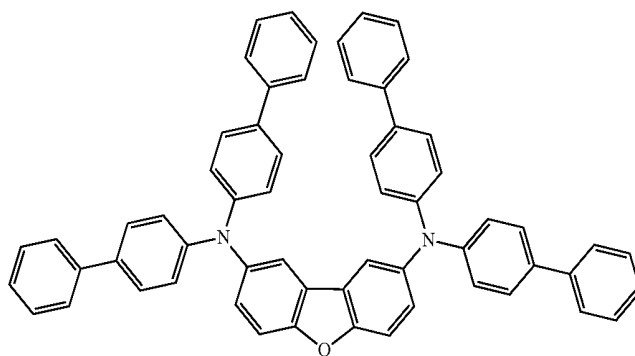
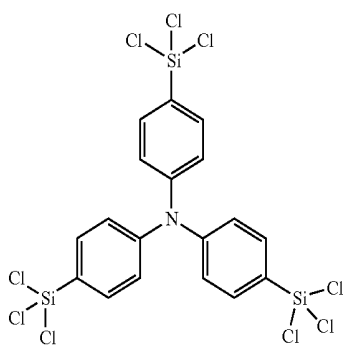
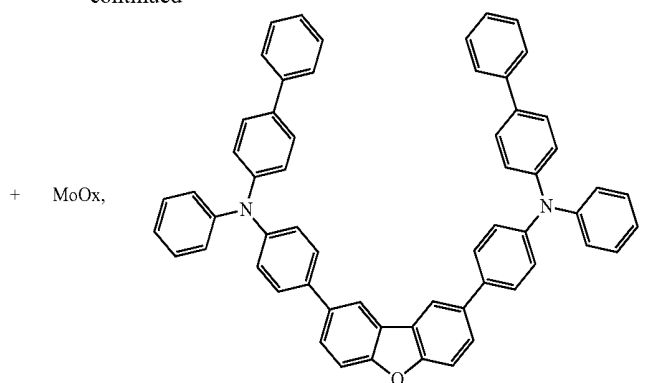
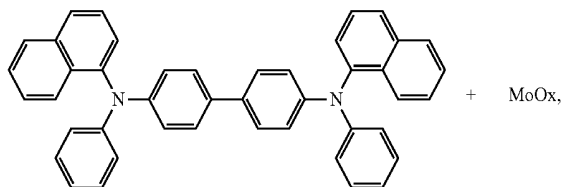
-continued



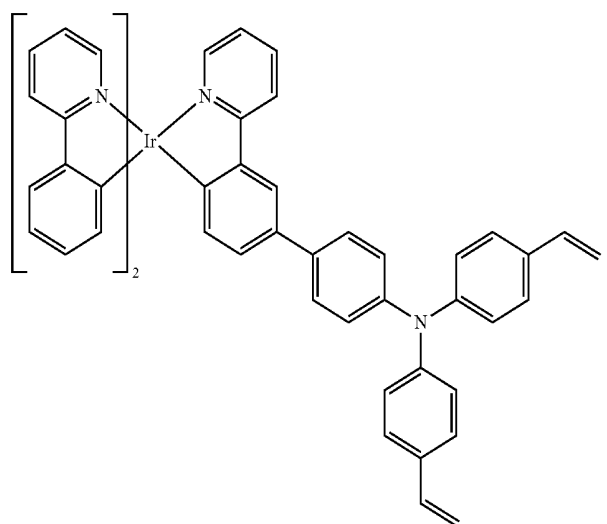
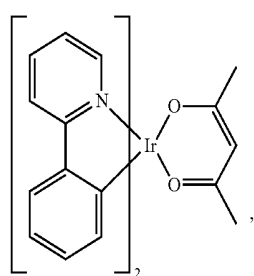
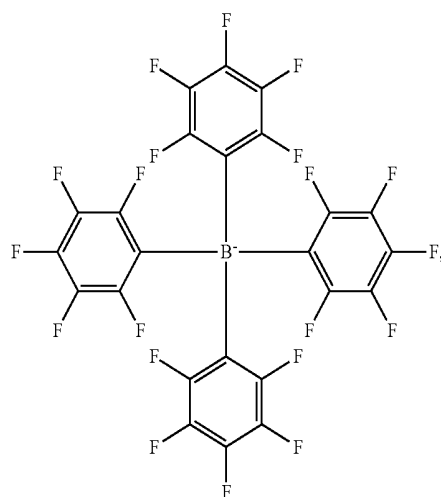
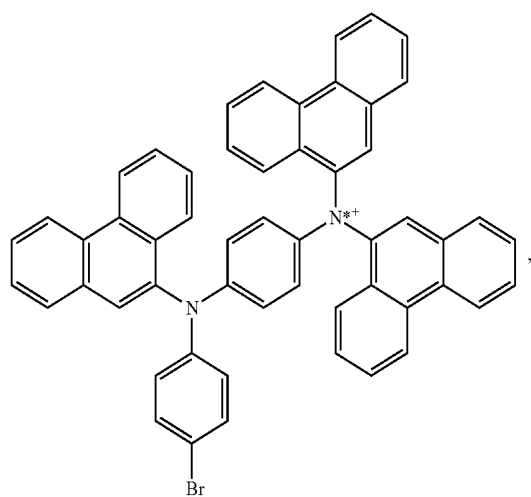
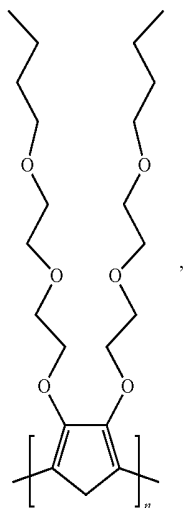
-continued



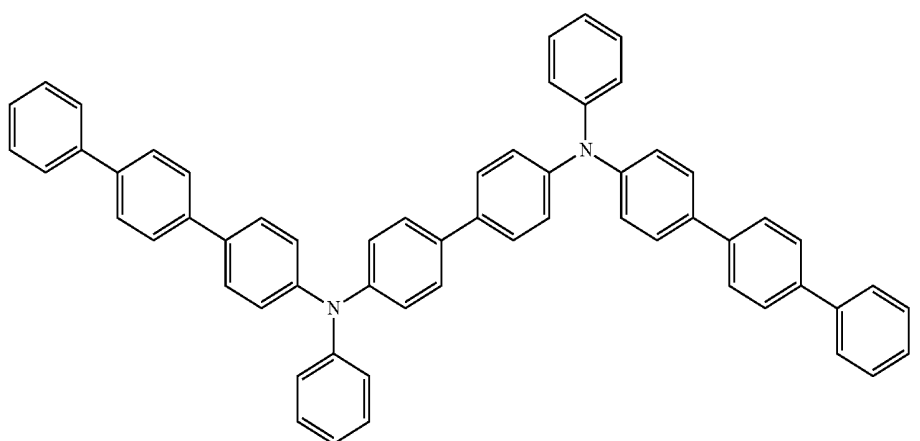
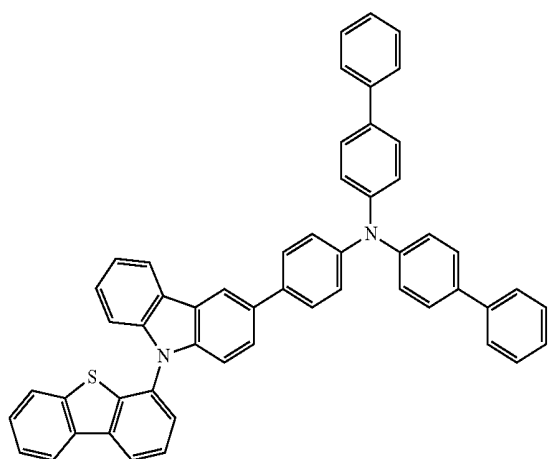
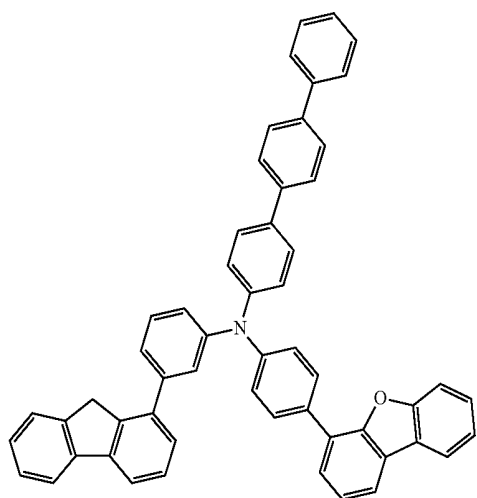
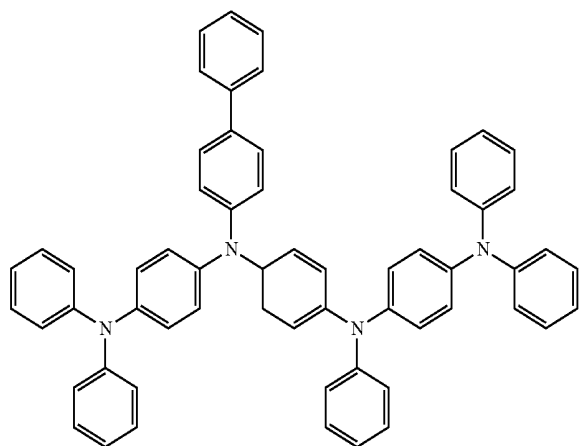
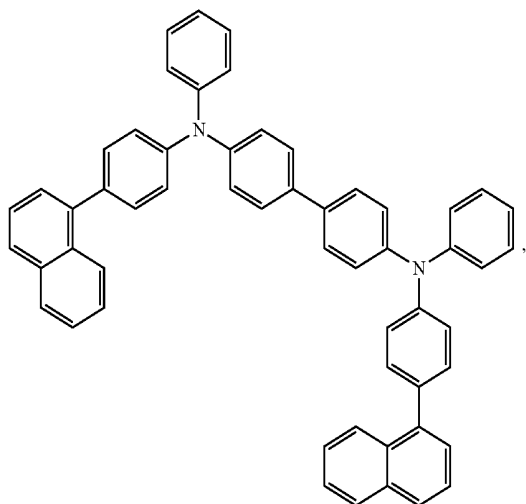
-continued



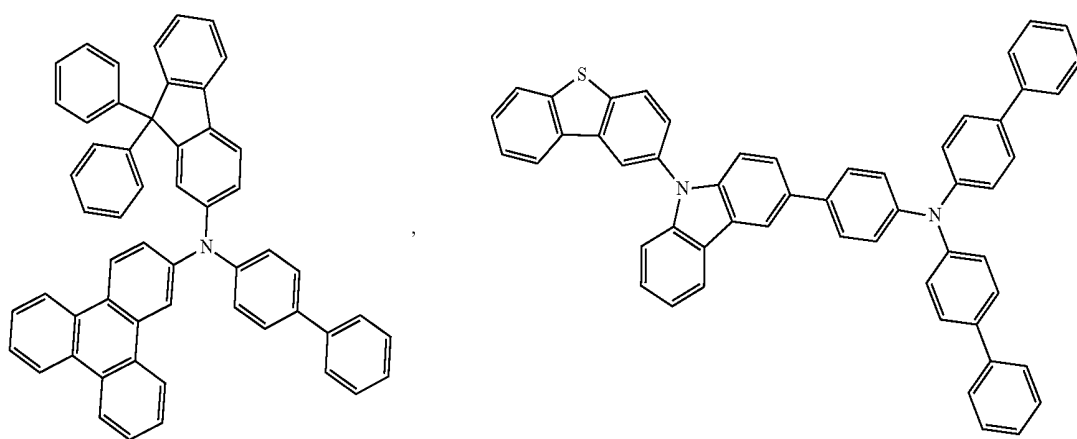
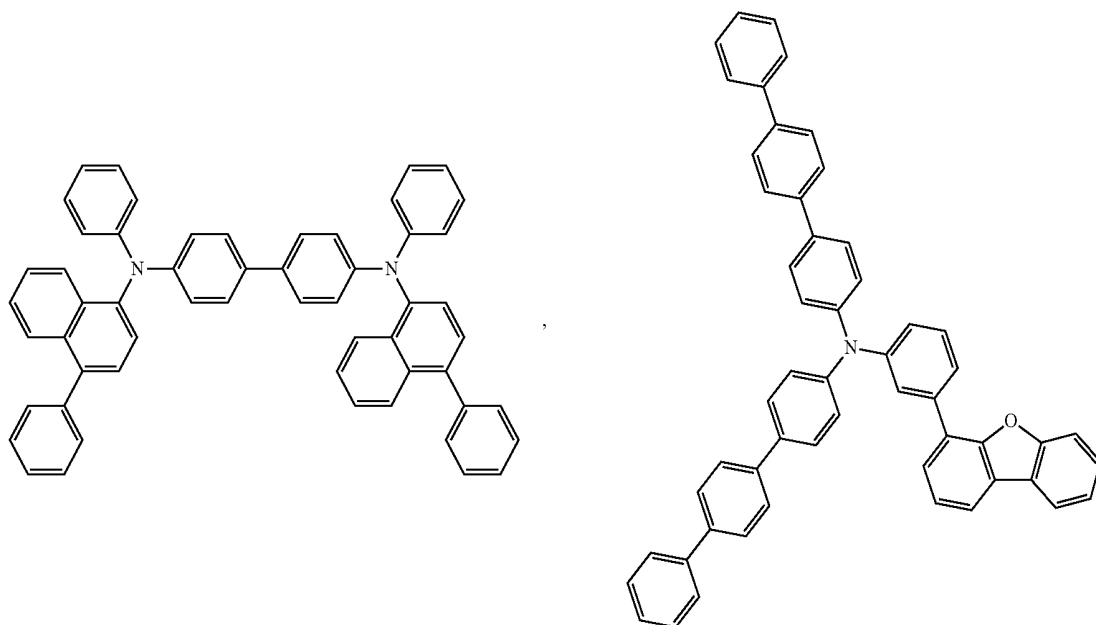
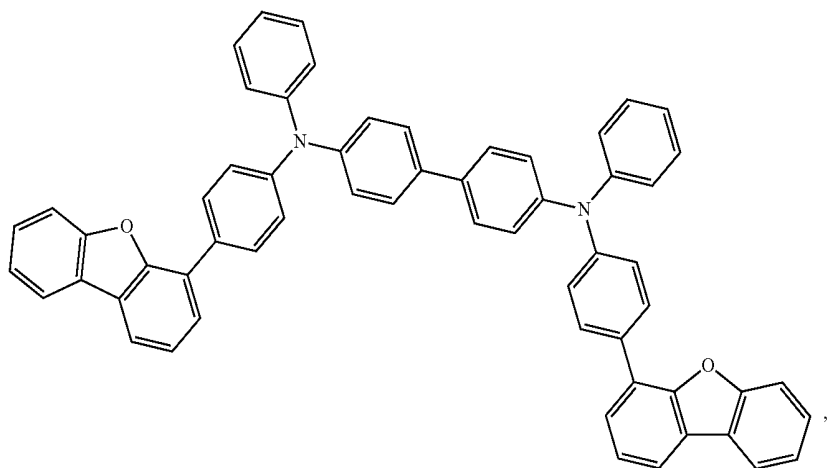
-continued



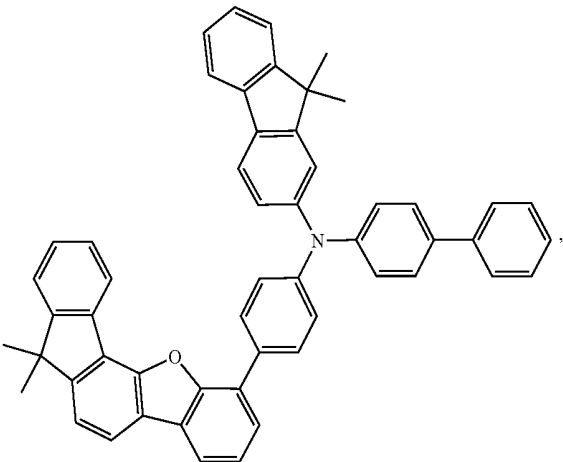
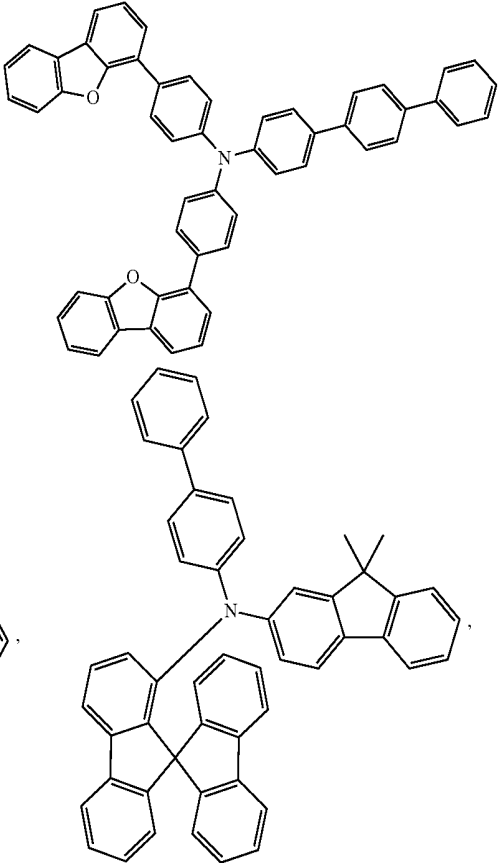
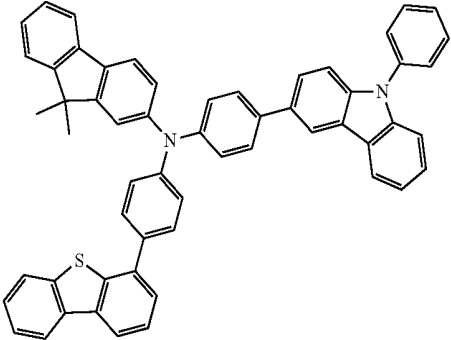
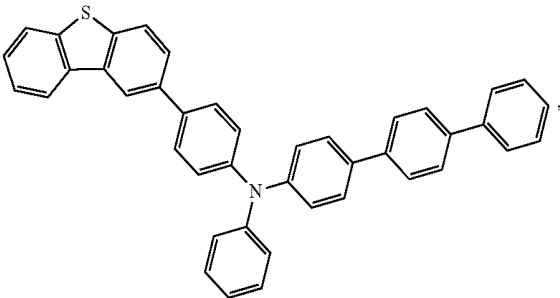
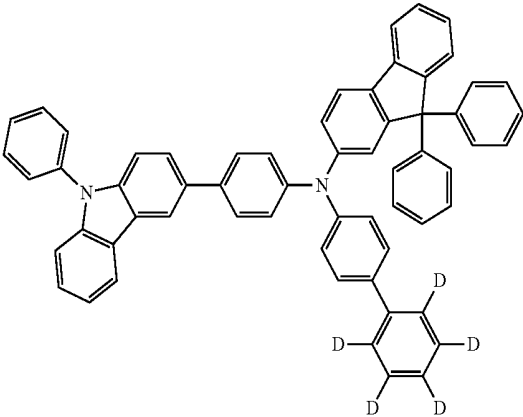
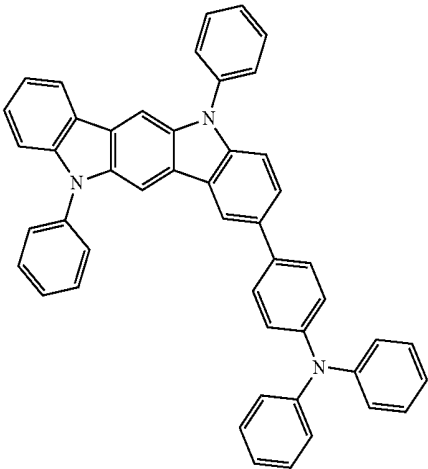
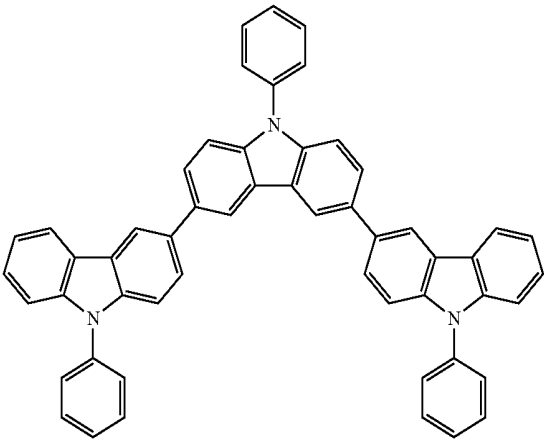
-continued



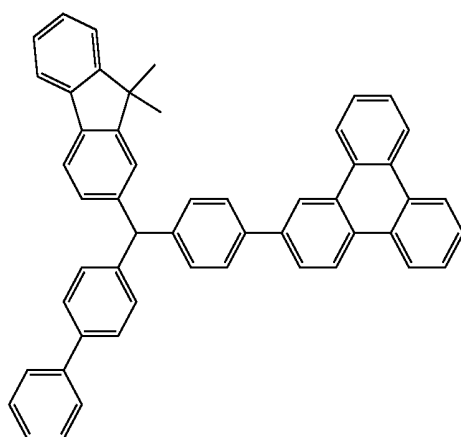
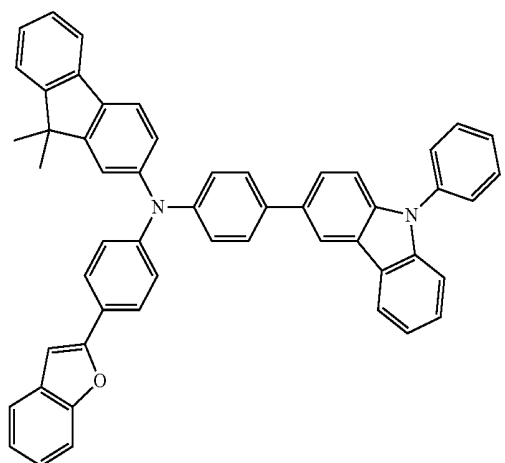
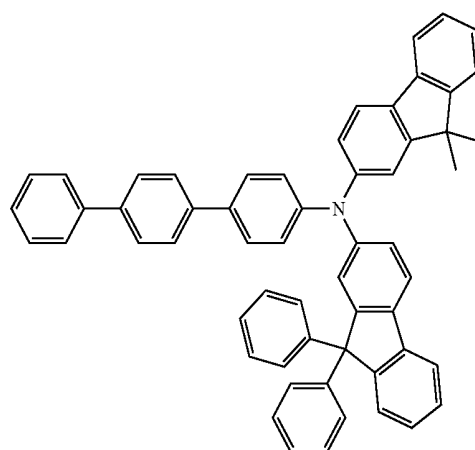
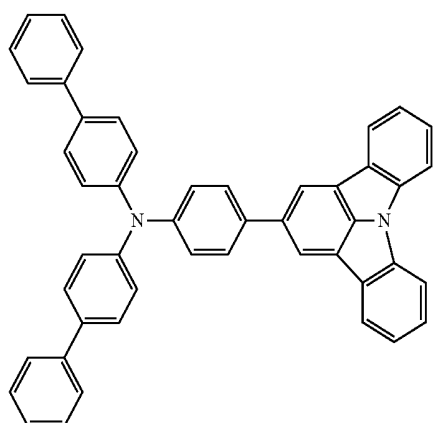
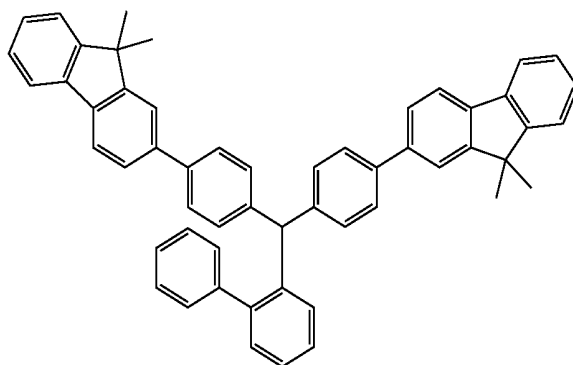
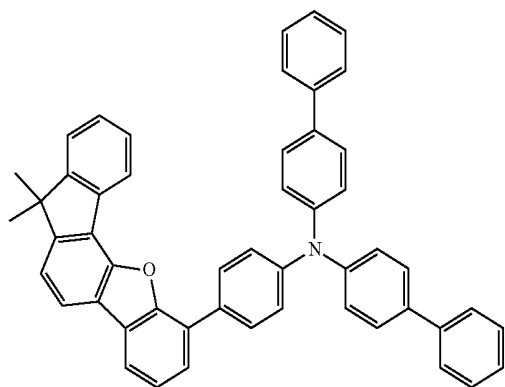
-continued



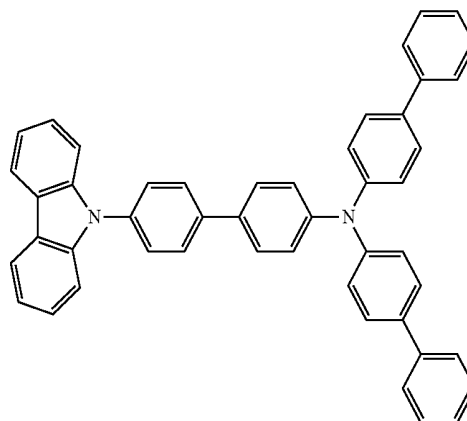
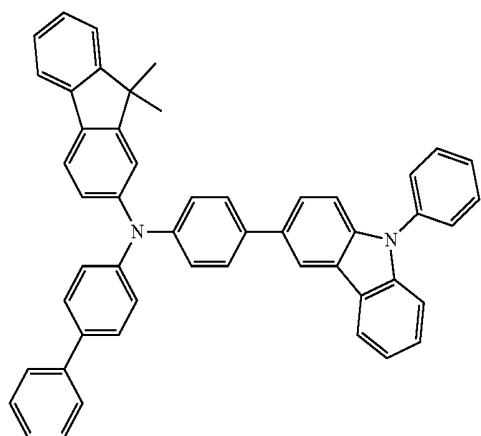
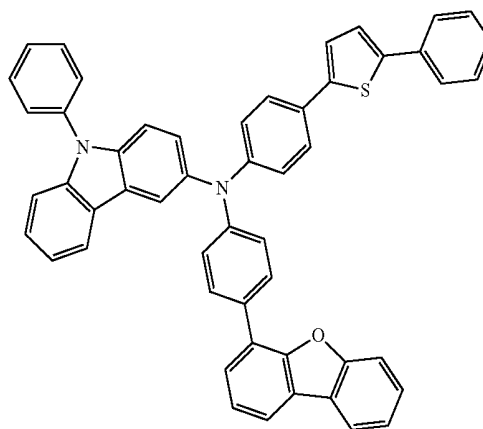
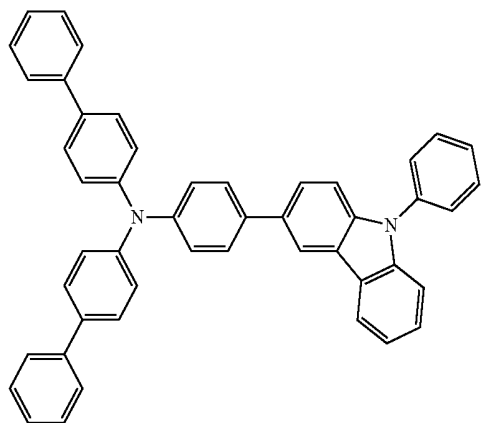
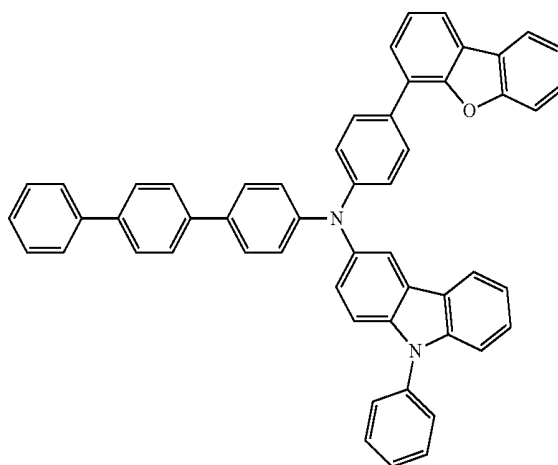
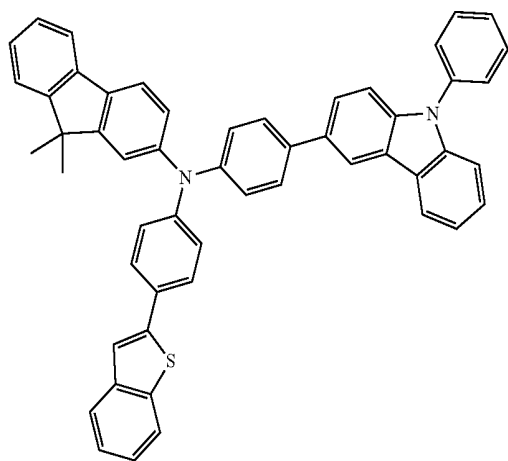
-continued



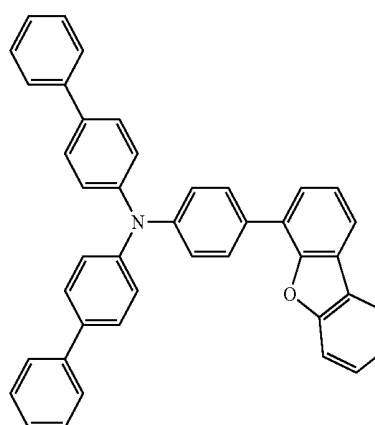
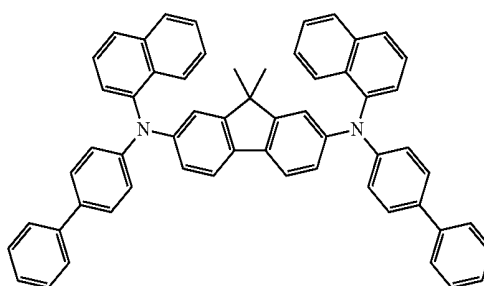
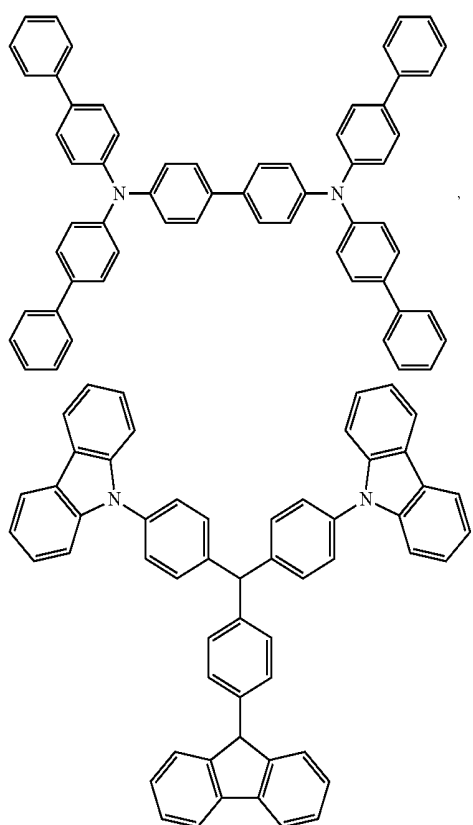
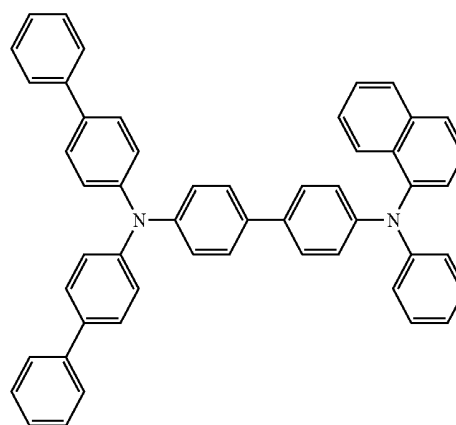
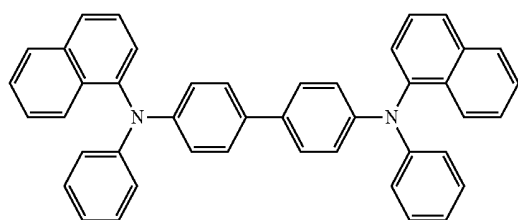
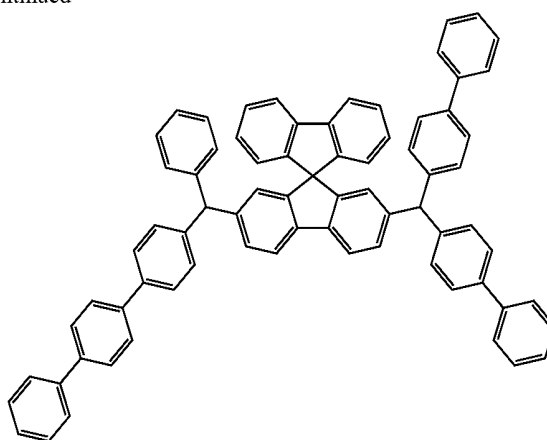
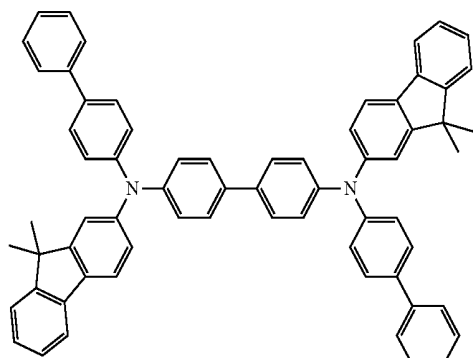
-continued

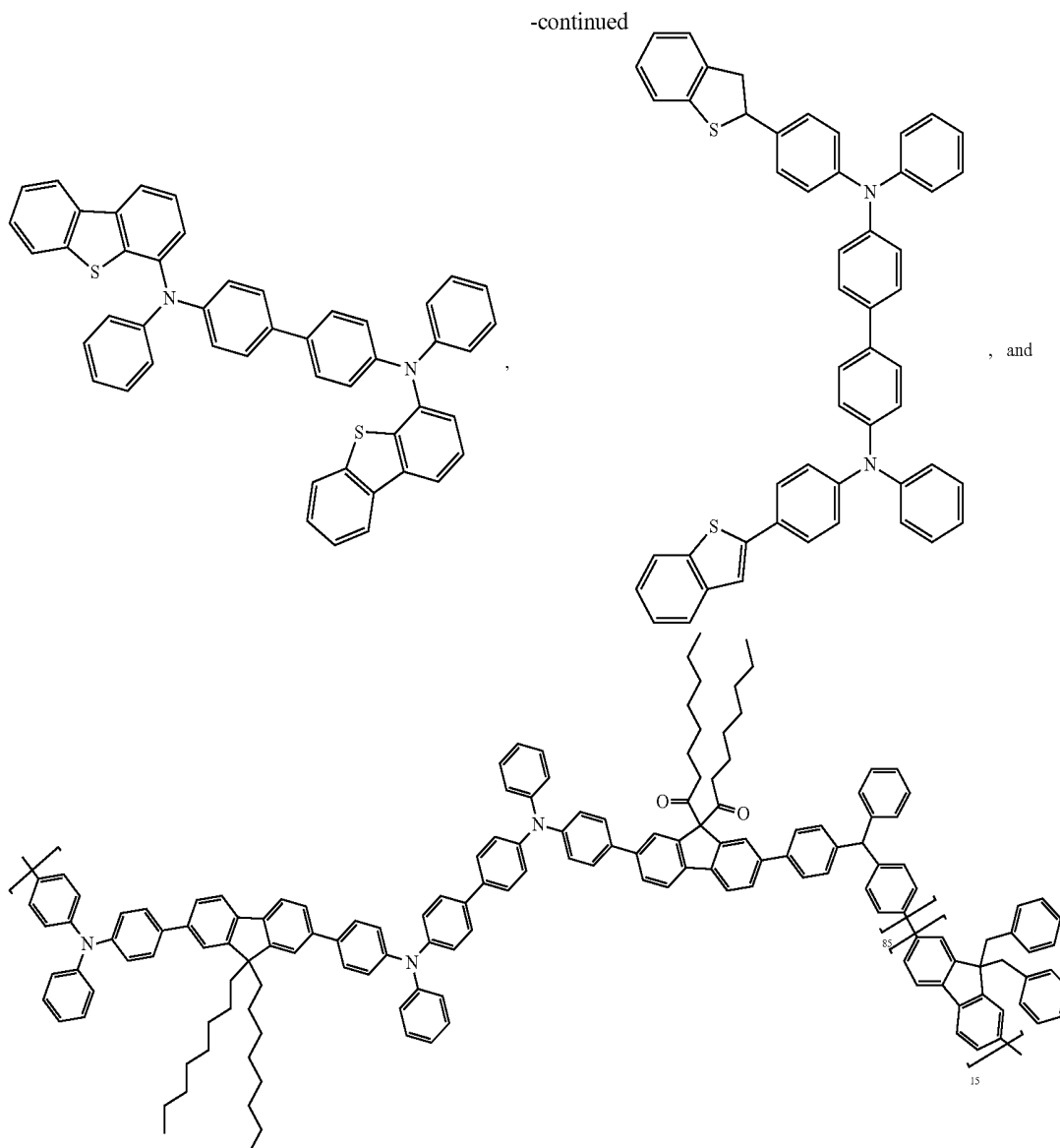


-continued



-continued





EBL:

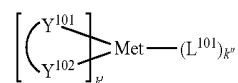
[0121] An electron blocking layer (EBL) may be used to reduce the number of electrons and/or excitons that leave the emissive layer. The presence of such a blocking layer in a device may result in substantially higher efficiencies, and/or longer lifetime, as compared to a similar device lacking a blocking layer. Also, a blocking layer may be used to confine emission to a desired region of an OLED. In some embodiments, the EBL material has a higher LUMO (closer to the vacuum level) and/or higher triplet energy than the emitter closest to the EBL interface. In some embodiments, the EBL material has a higher LUMO (closer to the vacuum level) and/or higher triplet energy than one or more of the hosts closest to the EBL interface. In one aspect, the compound used in EBL contains the same molecule or the same functional groups used as one of the hosts described below.

Host:

[0122] The light emitting layer of the organic EL device of the present invention preferably contains at least a metal

complex as light emitting material, and may contain a host material using the metal complex as a dopant material. Examples of the host material are not particularly limited, and any metal complexes or organic compounds may be used as long as the triplet energy of the host is larger than that of the dopant. Any host material may be used with any dopant so long as the triplet criteria is satisfied.

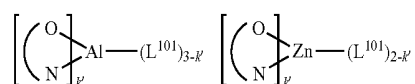
[0123] Examples of metal complexes used as host are preferred to have the following general formula:



wherein Met is a metal; (Y^{103} - Y^{104}) is a bidentate ligand, Y^{103} and Y^{104} are independently selected from C, N, O, P, and S; L^{101} is another ligand; k' is an integer value from 1 to the maximum number of ligands that may be attached

to the metal; and $k'+k''$ is the maximum number of ligands that may be attached to the metal.

[0124] In one aspect, the metal complexes are:

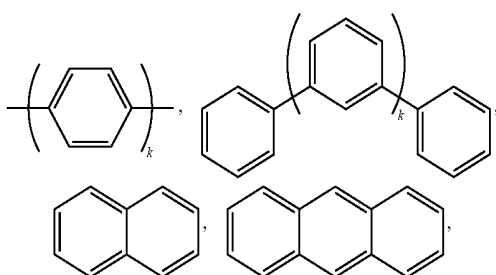


wherein (O—N) is a bidentate ligand, having metal coordinated to atoms O and N.

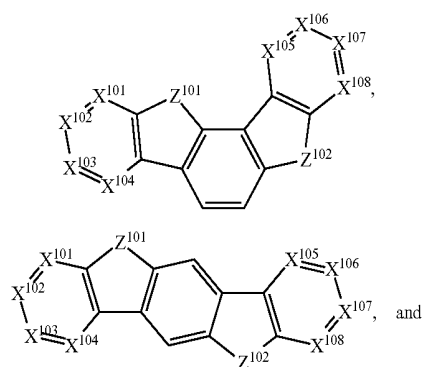
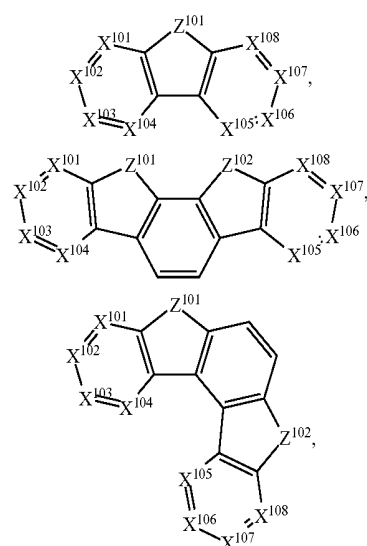
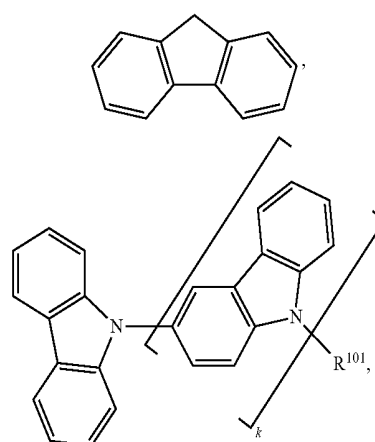
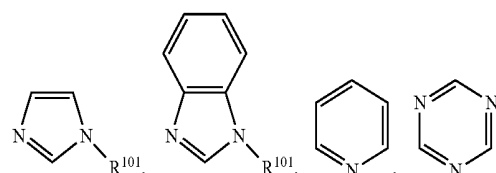
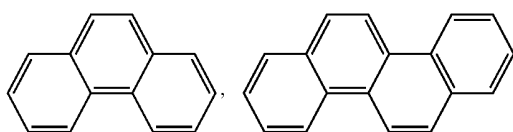
[0125] In another aspect, Met is selected from Ir and Pt. In a further aspect, $(\text{Y}^{103}\text{---}\text{Y}^{104})$ is a carbene ligand.

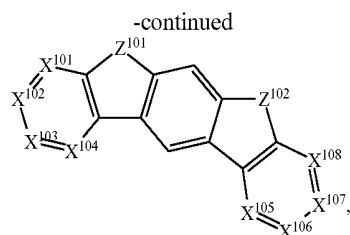
[0126] In one aspect, the host compound contains at least one of the following groups selected from the group consisting of aromatic hydrocarbon cyclic compounds such as benzene, biphenyl, triphenyl, triphenylene, tetraphenylene, naphthalene, anthracene, phenalene, phenanthrene, fluorene, pyrene, chrysene, perylene, and azulene; the group consisting of aromatic heterocyclic compounds such as dibenzothiophene, dibenzofuran, dibenzoselenophene, furan, thiophene, benzofuran, benzothiophene, benzoselenophene, carbazole, indolocarbazole, pyridylindole, pyrrolodipyridine, pyrazole, imidazole, triazole, oxazole, thiazole, oxadiazole, oxatriazole, dioxazole, thiadiazole, pyridine, pyridazine, pyrimidine, pyrazine, triazine, oxazine, oxathiazine, oxadiazine, indole, benzimidazole, indazole, indoxazine, benzoxazole, benzisoxazole, benzothiazole, quinoxaline, isoquinoline, cinnoline, quinoxaline, quinoxaline, naphthyridine, phthalazine, pteridine, xanthene, acridine, phenazine, phenothiazine, phenoxazine, benzofuropyridine, furodipyridine, benzothienopyridine, thienodipyridine, benzoselenophenopyridine, and selenophenodipyridine; and the group consisting of 2 to 10 cyclic structural units which are groups of the same type or different types selected from the aromatic hydrocarbon cyclic group and the aromatic heterocyclic group and are bonded to each other directly or via at least one of oxygen atom, nitrogen atom, sulfur atom, silicon atom, phosphorus atom, boron atom, chain structural unit and the aliphatic cyclic group. Each option within each group may be unsubstituted or may be substituted by a substituent selected from the group consisting of deuterium, halogen, alkyl, cycloalkyl, heteroalkyl, heterocycloalkyl, arylalkyl, alkoxy, aryloxy, amino, silyl, alkenyl, cycloalkenyl, heteroalkenyl, alkynyl, aryl, heteroaryl, acyl, carboxylic acids, ether, ester, nitrile, isonitrile, sulfanyl, sulfinyl, sulfonyl, phosphino, and combinations thereof.

[0127] In one aspect, the host compound contains at least one of the following groups in the molecule:



-continued

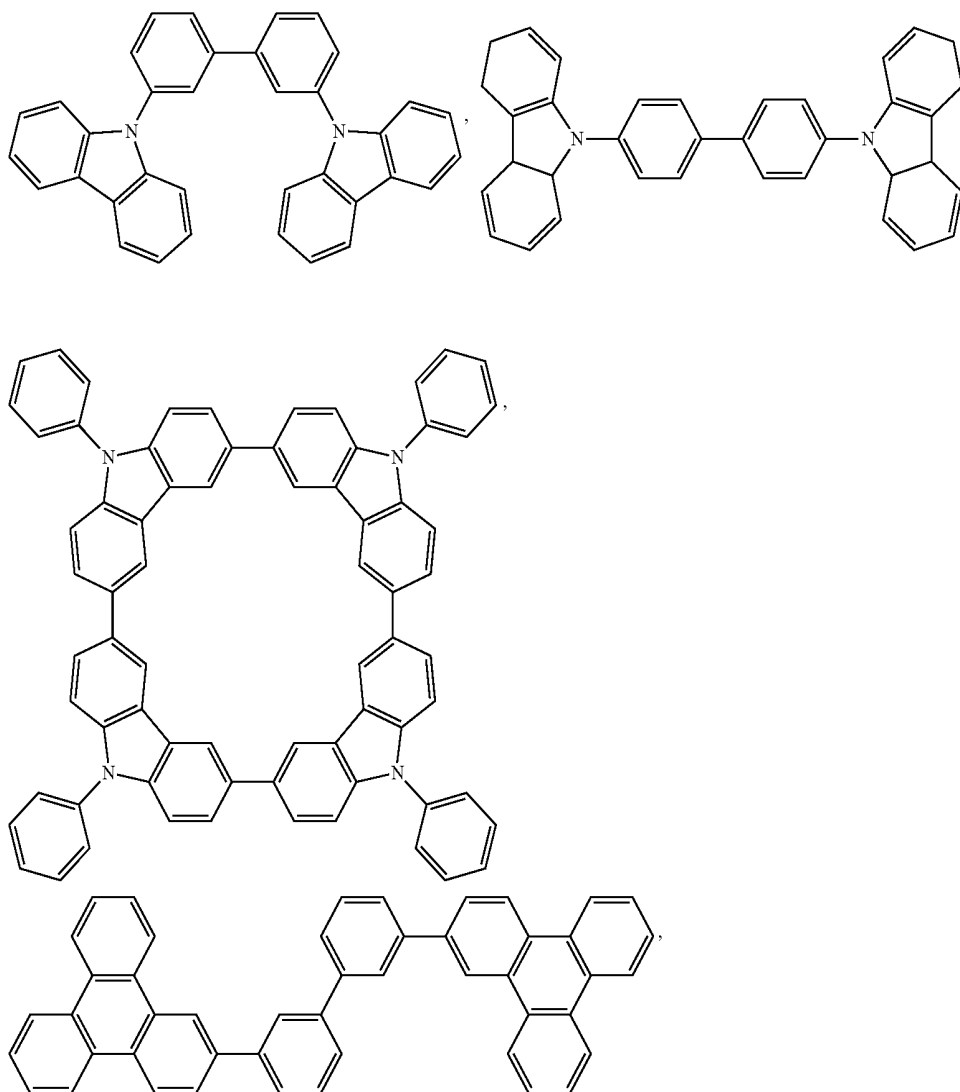




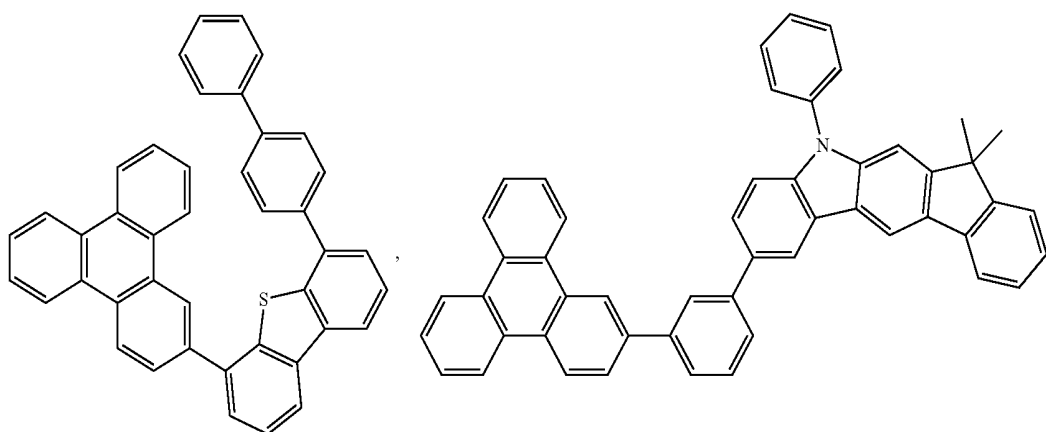
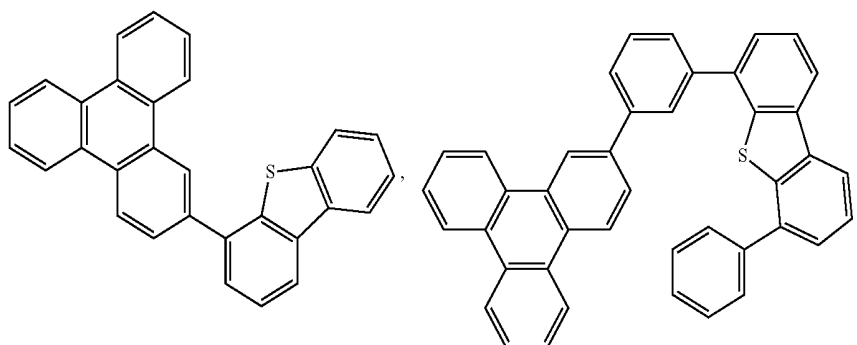
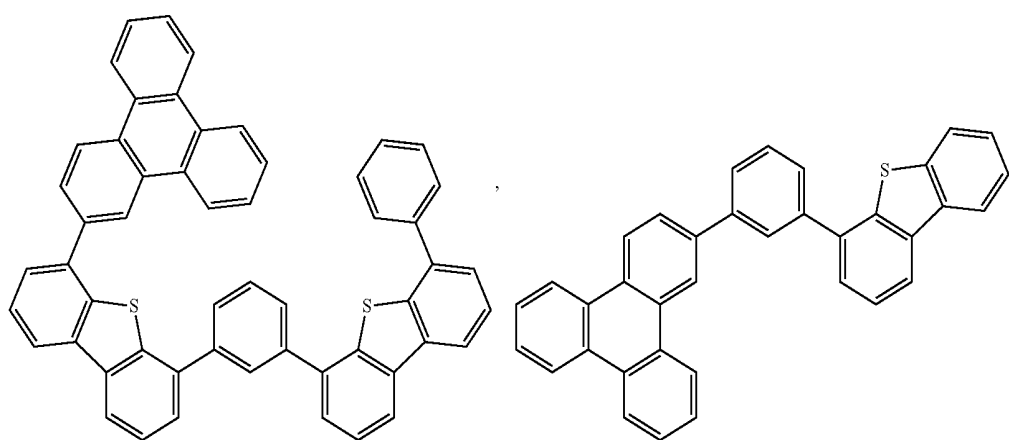
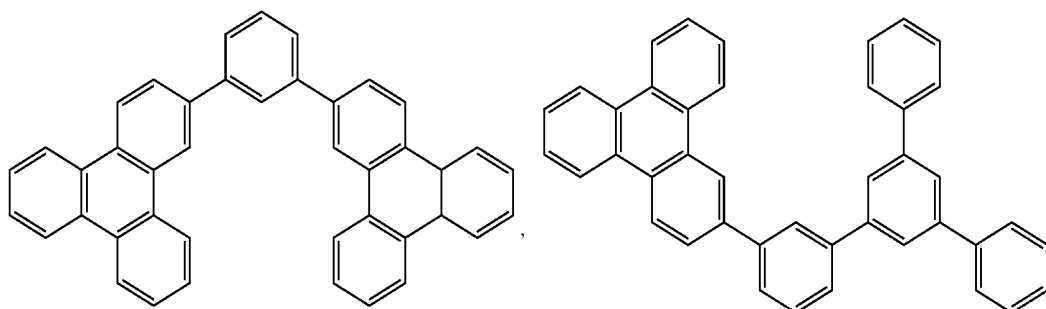
wherein R^{101} is selected from the group consisting of hydrogen, deuterium, halogen, alkyl, cycloalkyl, heteroalkyl, heterocycloalkyl, arylalkyl, alkoxy, aryloxy, amino, silyl, alkenyl, cycloalkenyl, heteroalkenyl, alkynyl, aryl, heteroaryl, acyl, carboxylic acids, ether, ester, nitrile, isonitrile, sulfanyl, sulfinyl, sulfonyl, phosphino, and combinations thereof, and when it is aryl or heteroaryl, it has the similar definition as Ar's mentioned above. k is an integer from 0 to 20 or 1 to 20. X^{101} to X^{108} are independently selected from C (including CH) or N. Z^{101} and Z^{102} are independently selected from NR^{101} , O, or S.

[0128] Non-limiting examples of the host materials that may be used in an OLED in combination with materials

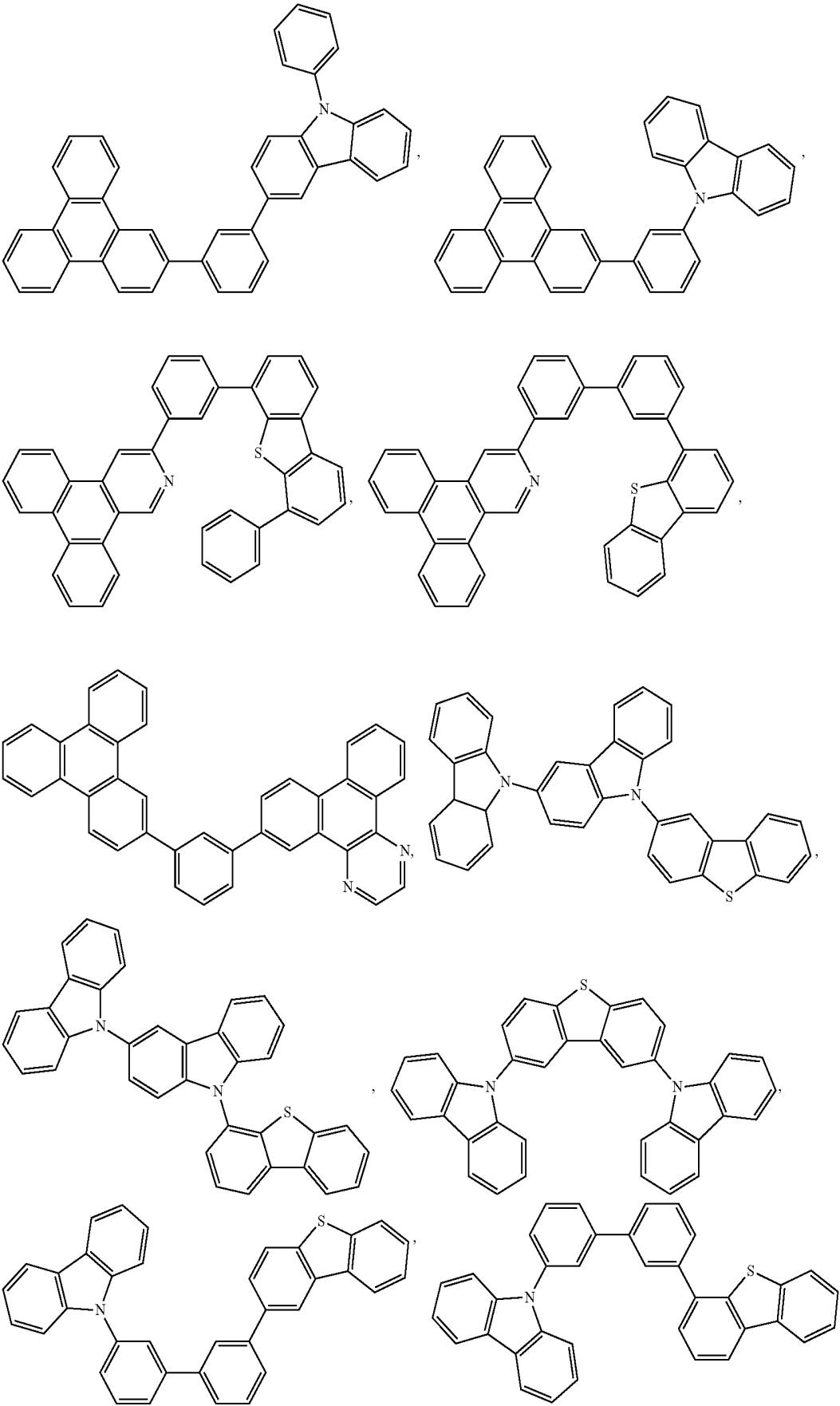
disclosed herein are exemplified below together with references that disclose those materials: EP2034538, EP2034538A, EP2757608, JP2007254297, KR20100079458, KR20120088644, KR20120129733, KR20130115564, TW201329200, US20030175553, US20050238919, US20060280965, US20090017330, US20090030202, US20090167162, US20090302743, US20090309488, US20100012931, US20100084966, US20100187984, US2010187984, US2012075273, US2012126221, US2013009543, US2013105787, US2013175519, US2014001446, US20140183503, US20140225088, US2014034914, U.S. Pat. No. 7,154,114, WO2001039234, WO2004093207, WO2005014551, WO2005089025, WO2006072002, WO2006114966, WO2007063754, WO2008056746, WO2009003898, WO2009021126, WO2009063833, WO2009066778, WO2009066779, WO2009086028, WO2010056066, WO2010107244, WO2011081423, WO2011081431, WO2011086863, WO2012128298, WO2012133644, WO2012133649, WO2013024872, WO2013035275, WO2013081315, WO2013191404, WO2014142472, US20170263869, US20160163995, U.S. Pat. No. 9,466,803,



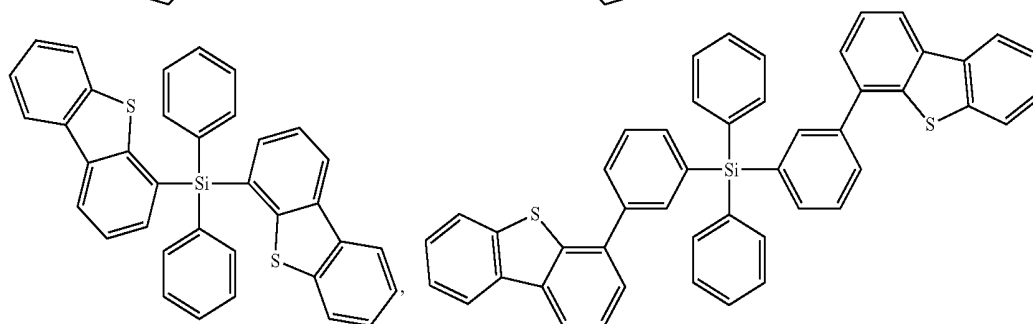
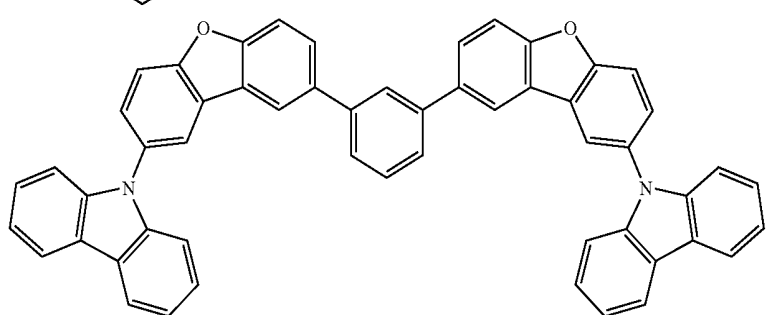
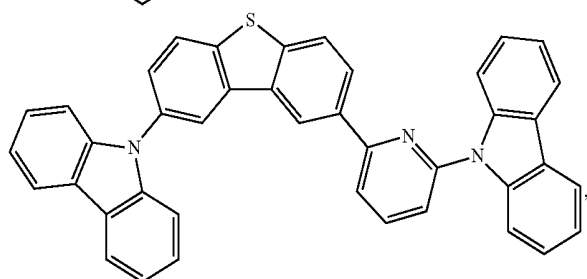
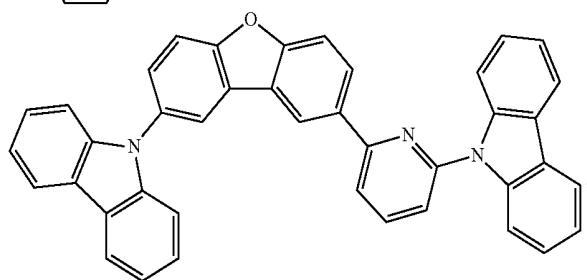
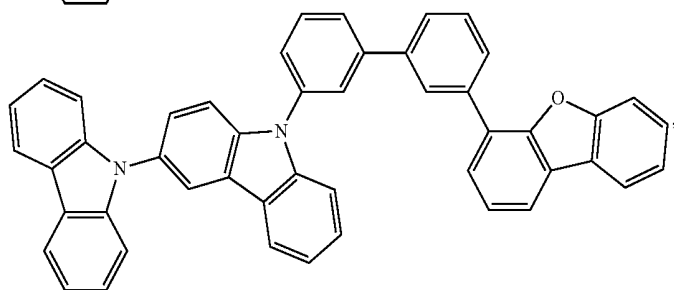
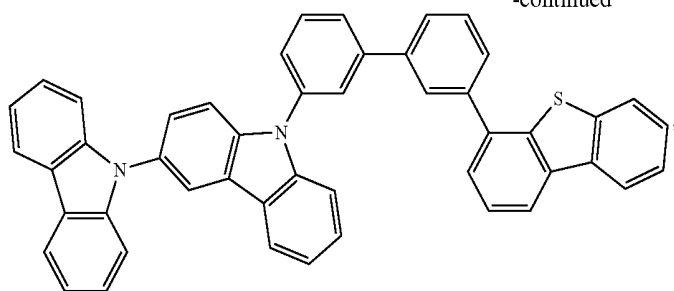
-continued



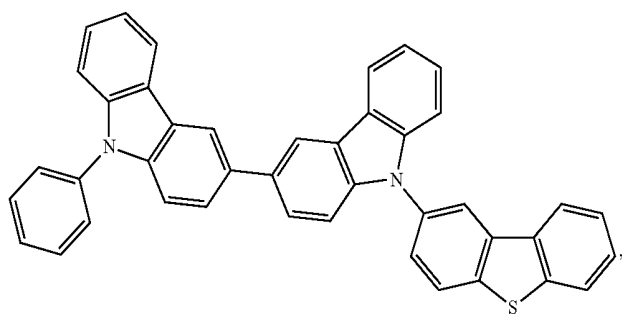
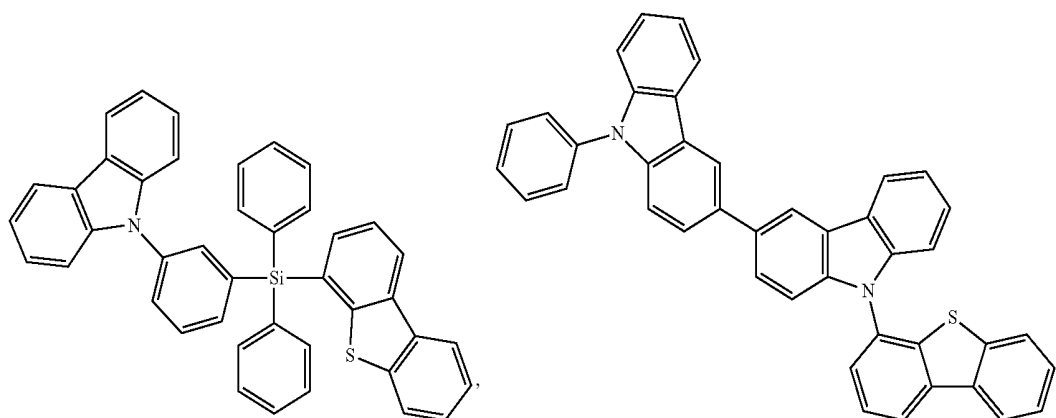
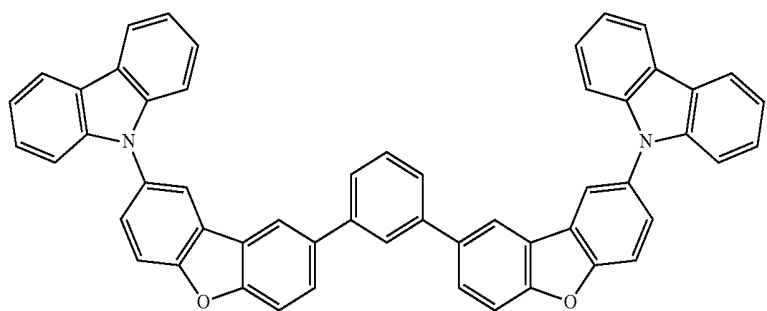
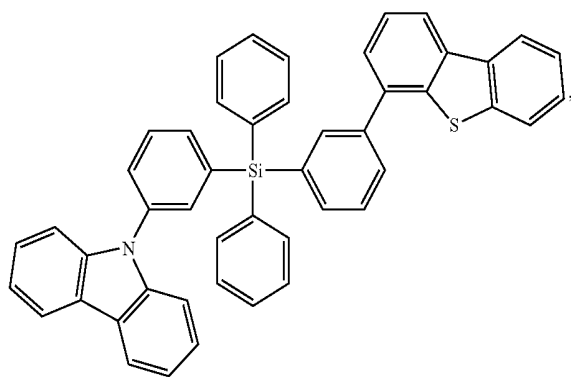
-continued



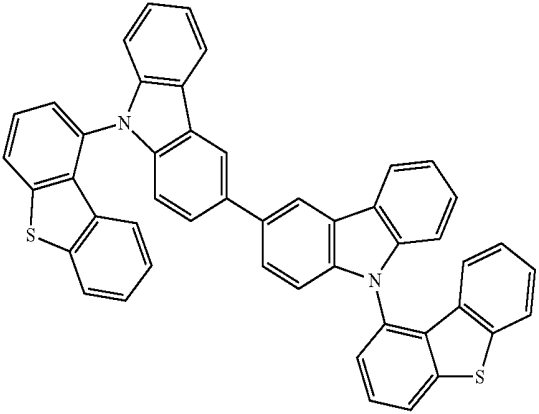
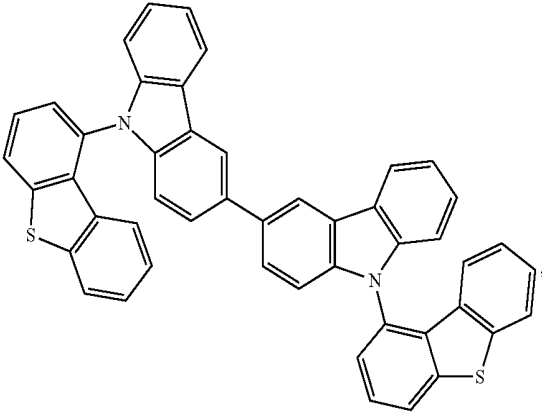
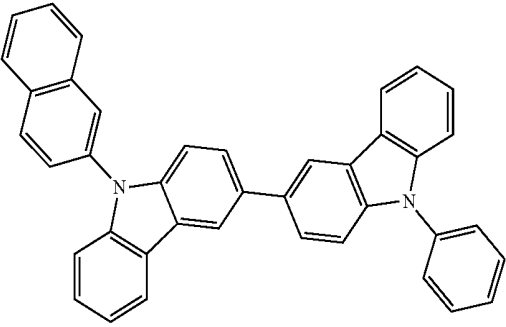
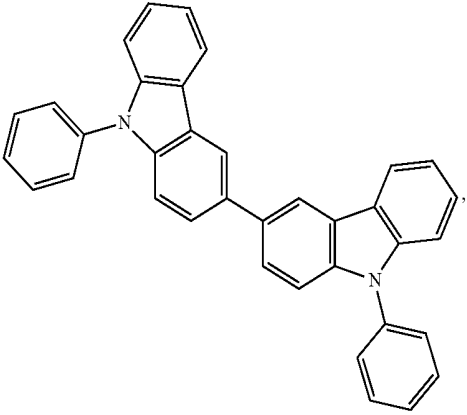
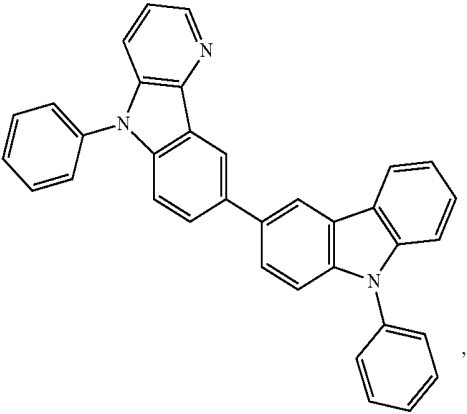
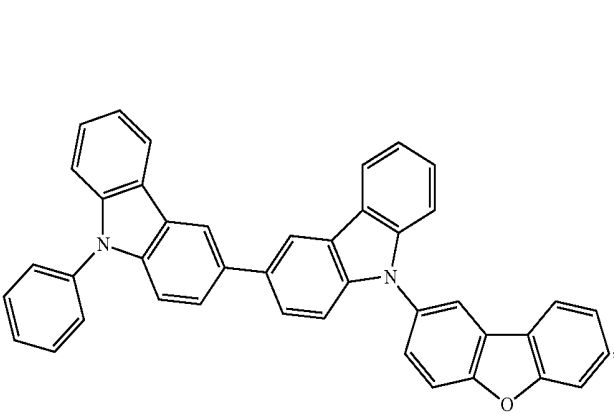
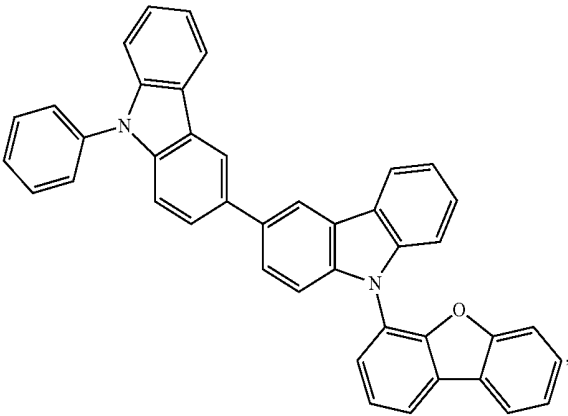
-continued



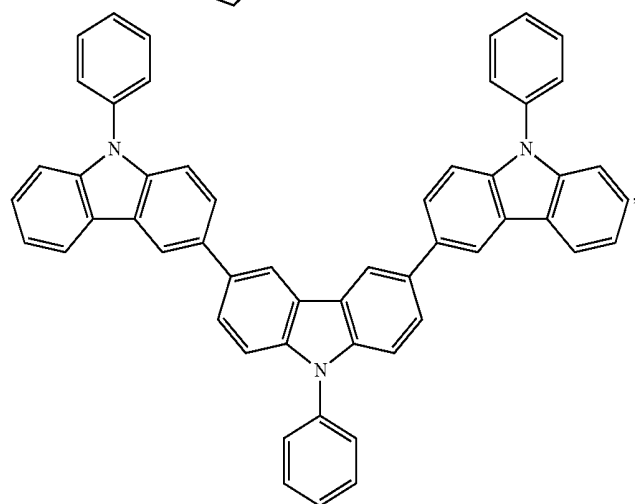
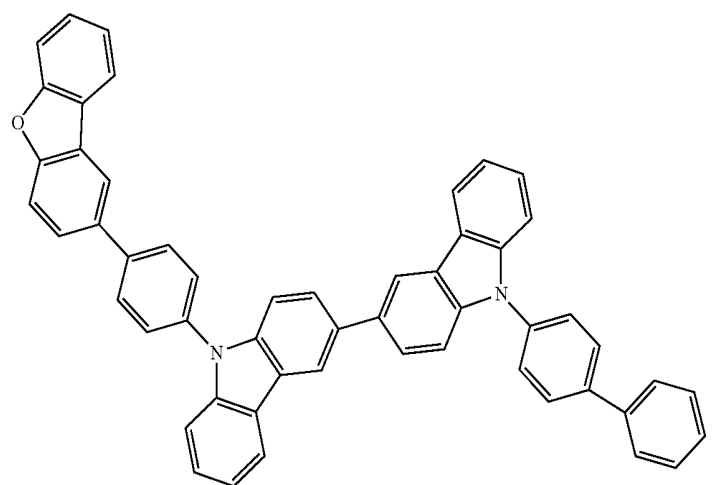
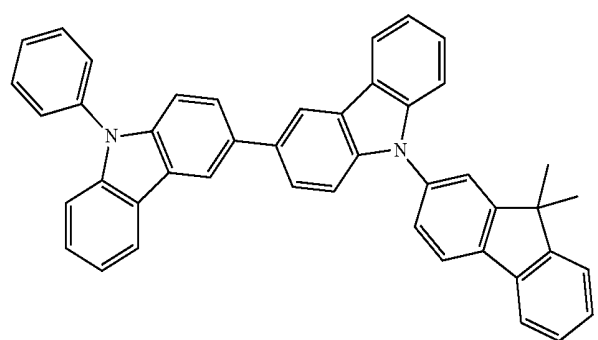
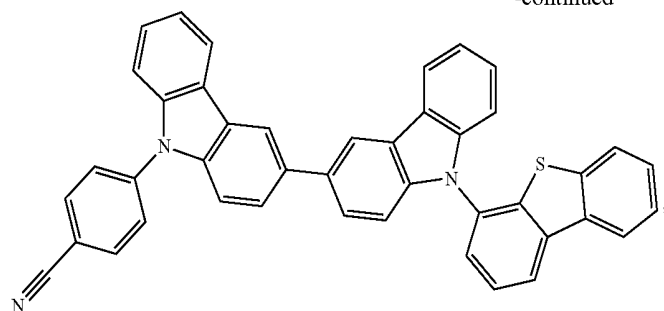
-continued



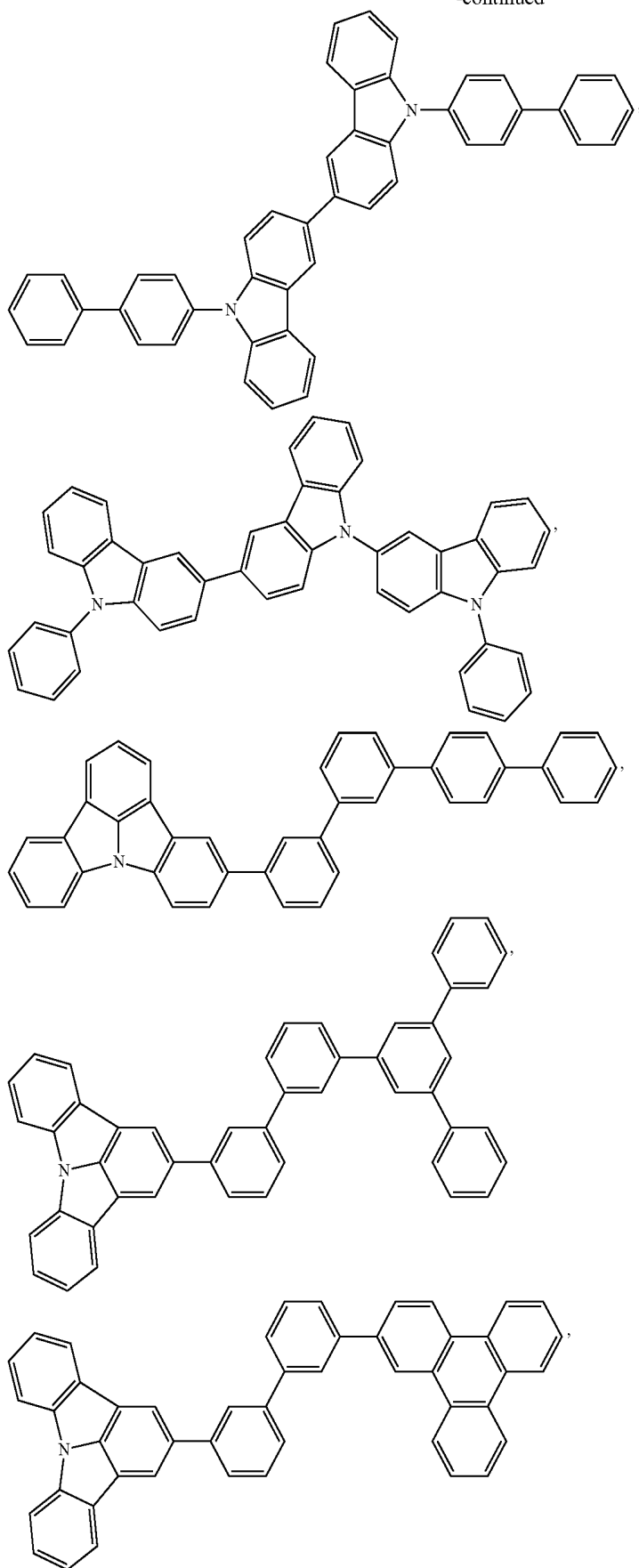
-continued



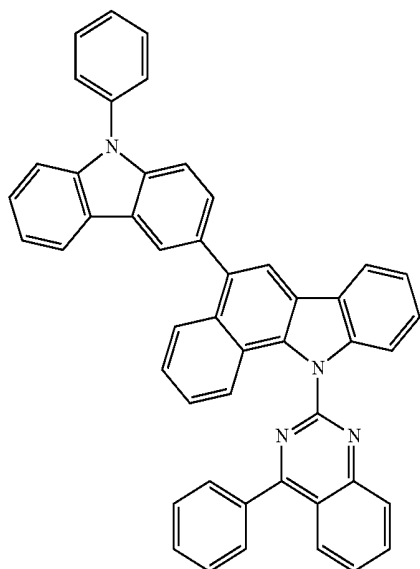
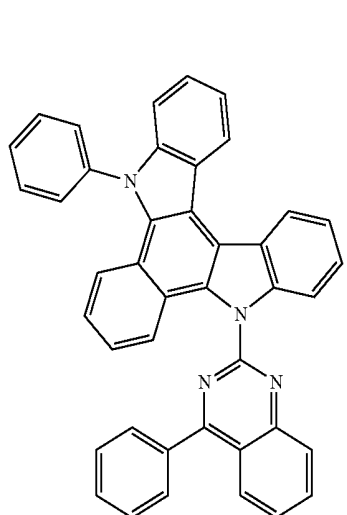
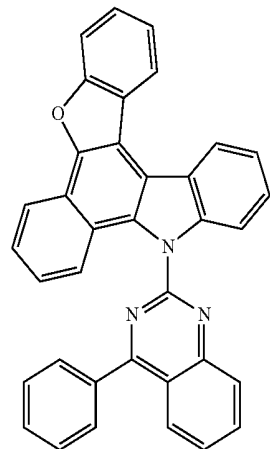
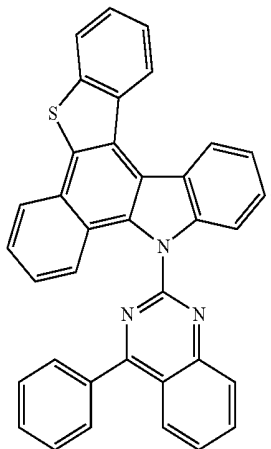
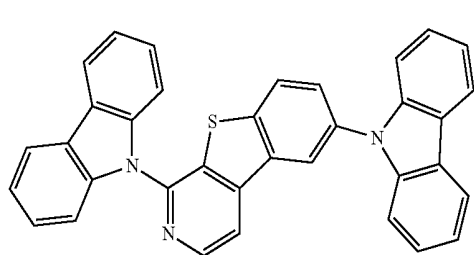
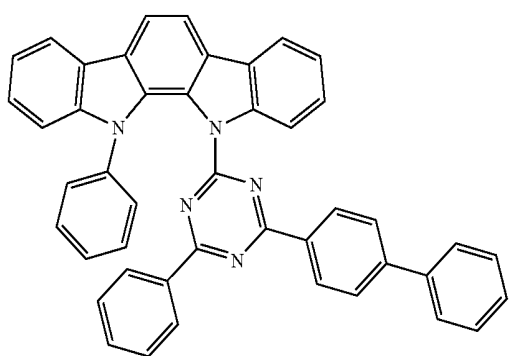
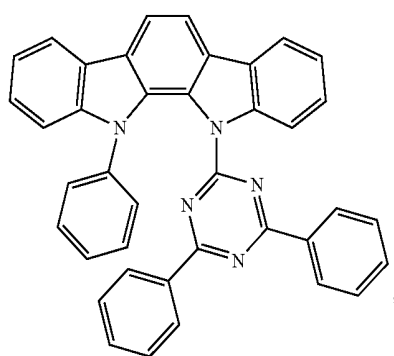
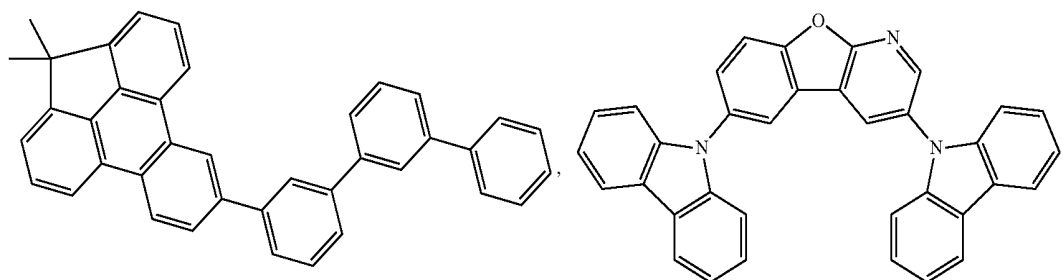
-continued



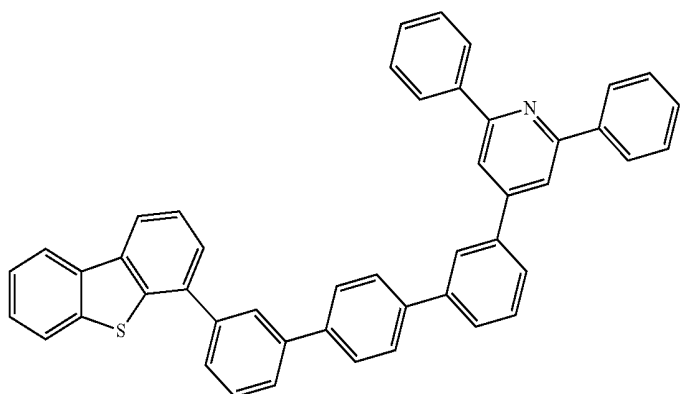
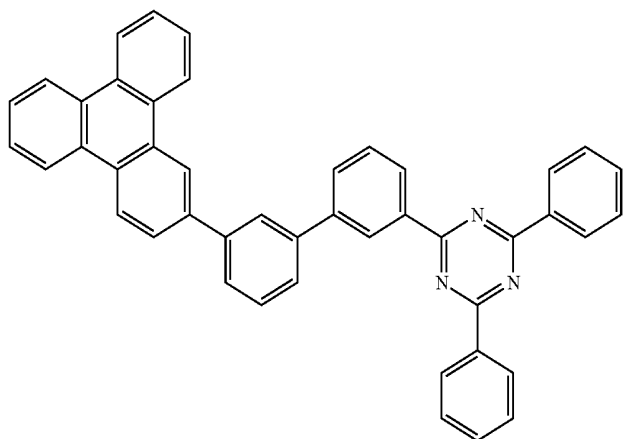
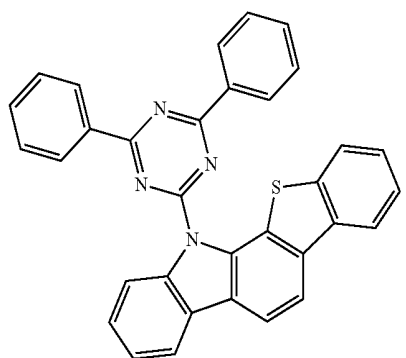
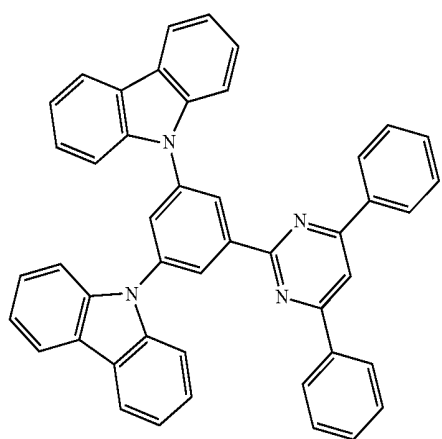
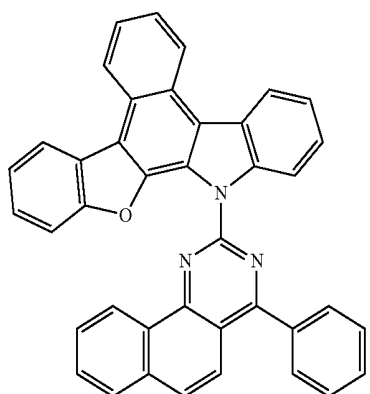
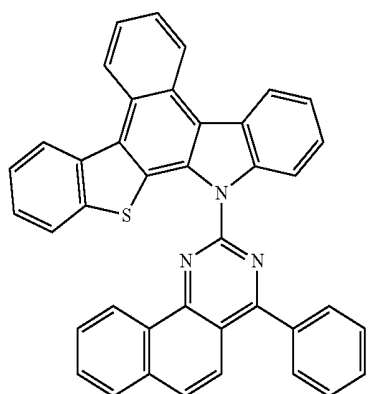
-continued



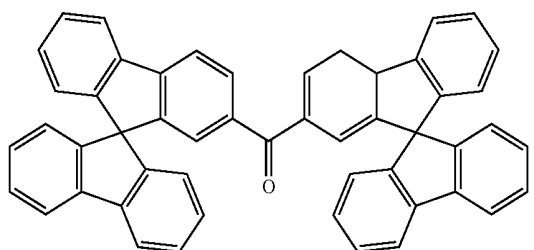
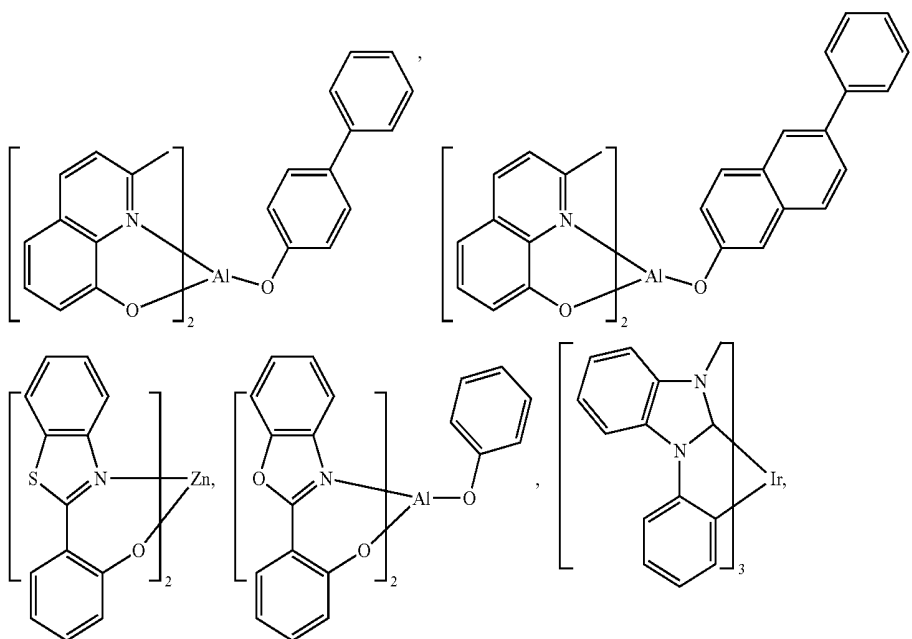
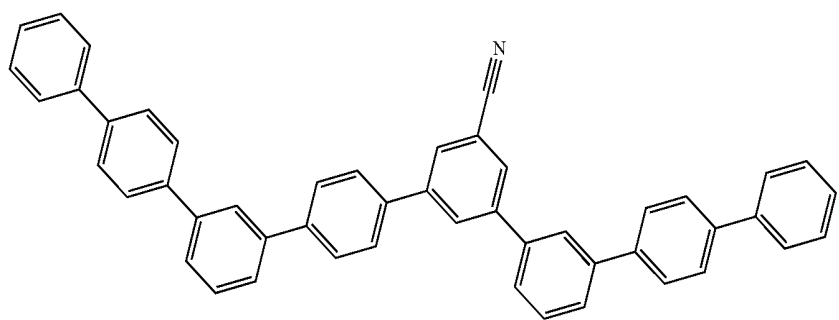
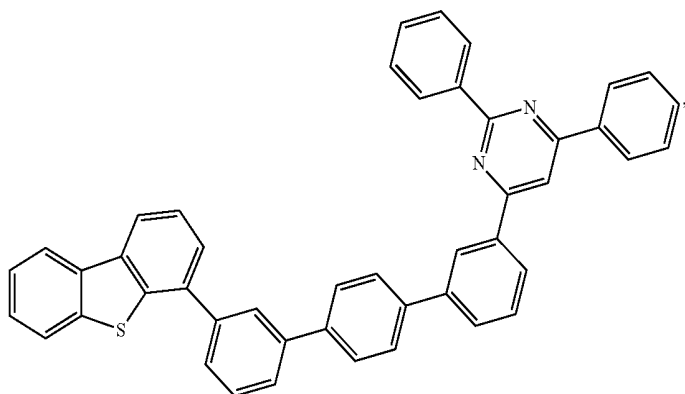
-continued

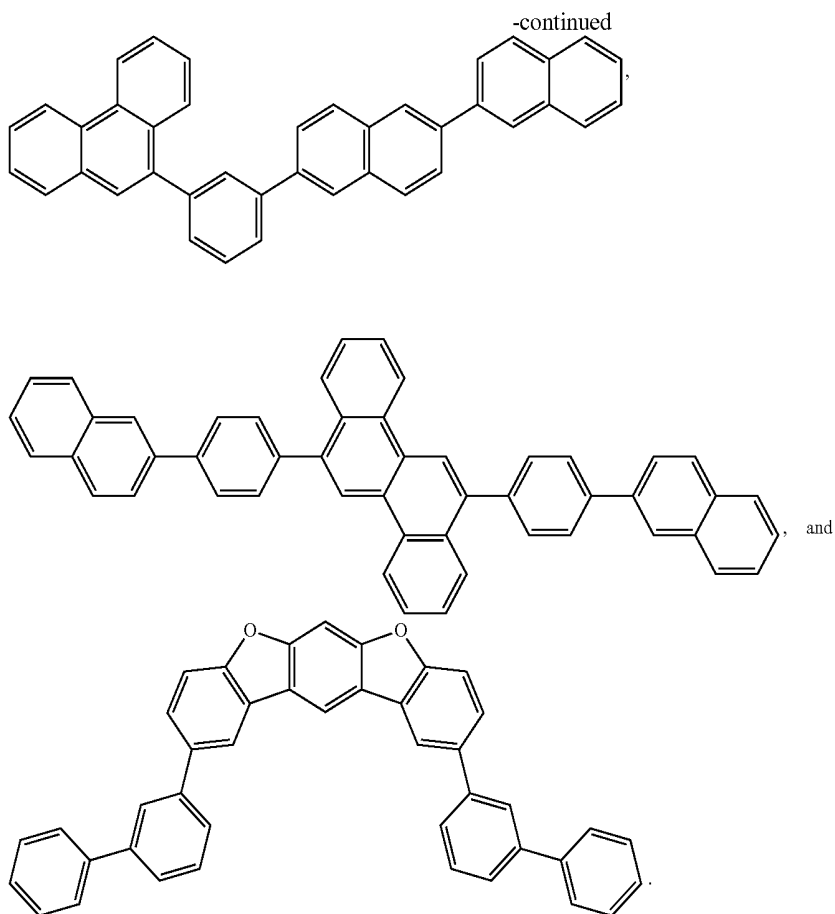


-continued



-continued



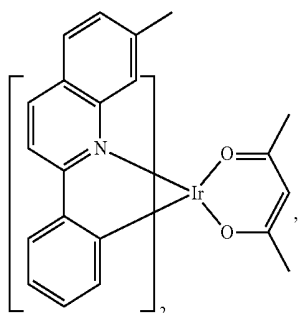
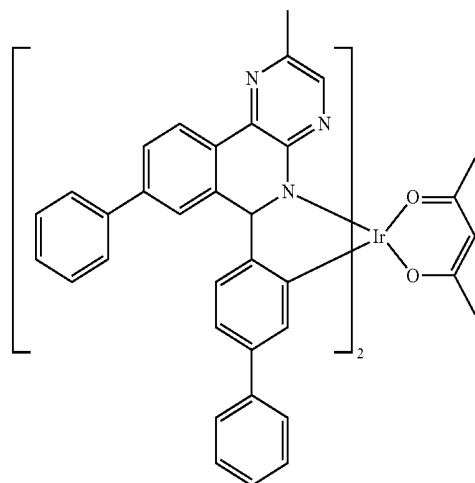
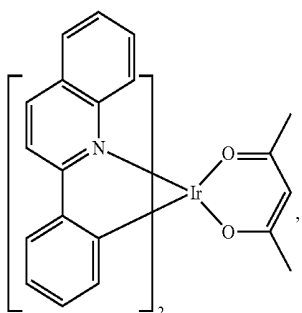
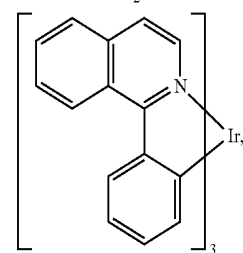
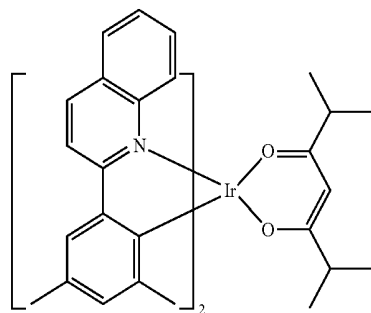
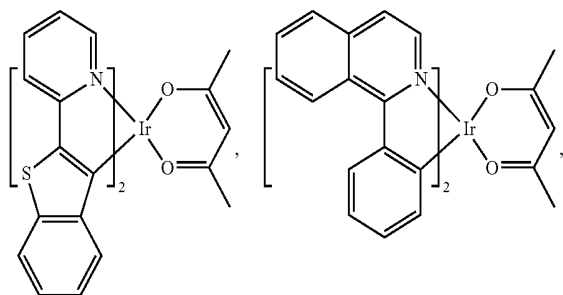
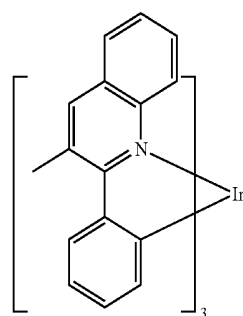
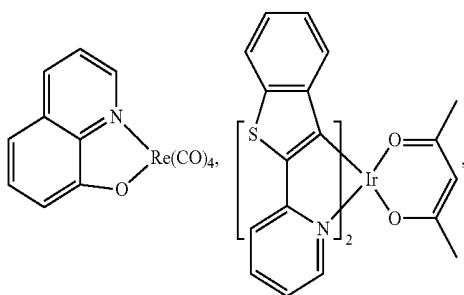
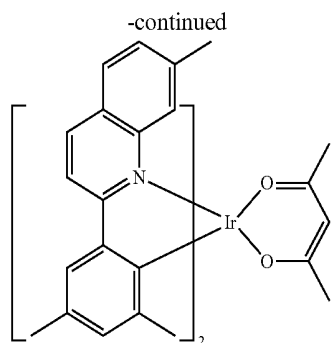
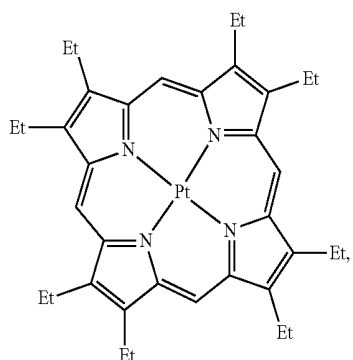


Additional Emitters:

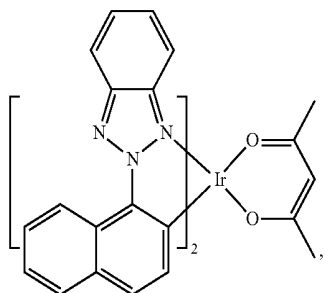
[0129] One or more additional emitter dopants may be used in conjunction with the compound of the present disclosure. Examples of the additional emitter dopants are not particularly limited, and any compounds may be used as long as the compounds are typically used as emitter materials. Examples of suitable emitter materials include, but are not limited to, compounds which can produce emissions via phosphorescence, fluorescence, thermally activated delayed fluorescence, i.e., TADF (also referred to as E-type delayed fluorescence), triplet-triplet annihilation, or combinations of these processes.

[0130] Non-limiting examples of the emitter materials that may be used in an OLED in combination with materials disclosed herein are exemplified below together with references that disclose those materials: CN103694277, CN1696137, EB01238981, EP01239526, EP01961743, EP1239526, EP1244155, EP1642951, EP1647554, EP1841834, EP1841834B, EP2062907, EP2730583, JP2012074444, JP2013110263, JP4478555, KR1020090133652, KR20120032054, KR20130043460, TW201332980, U.S. Ser. No. 06/699,599, U.S. Ser. No. 06/916,554, US20010019782, US20020034656, US20030068526, US20030072964, US20030138657, US20050123788, US20050244673, US2005123791, US2005260449, US20060008670, US20060065890, US20060127696, US20060134459, US20060134462, US20060202194, US20060251923, US20070034863, US20070087321, US20070103060, US20070111026,

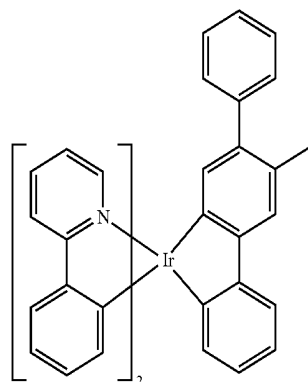
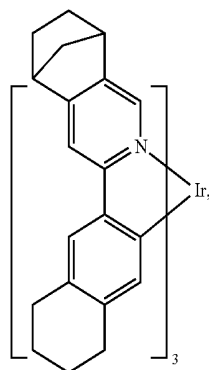
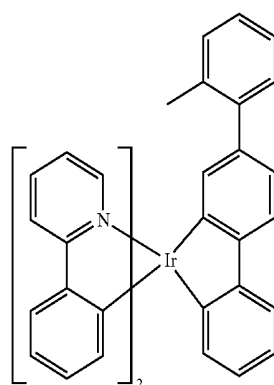
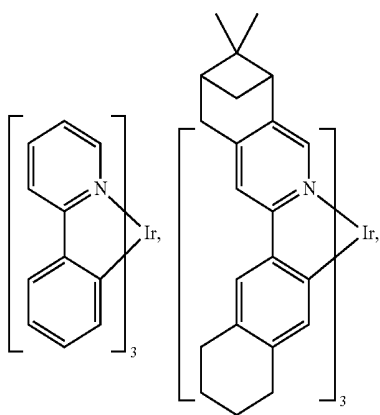
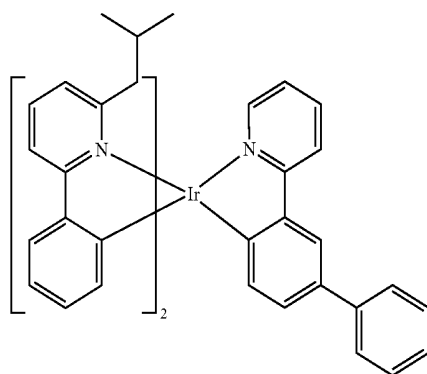
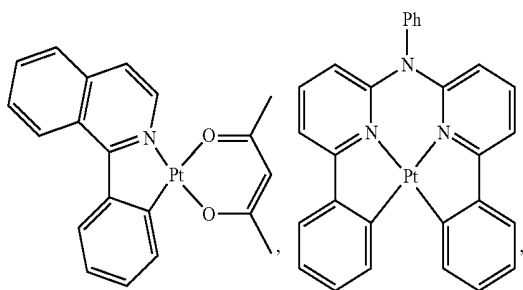
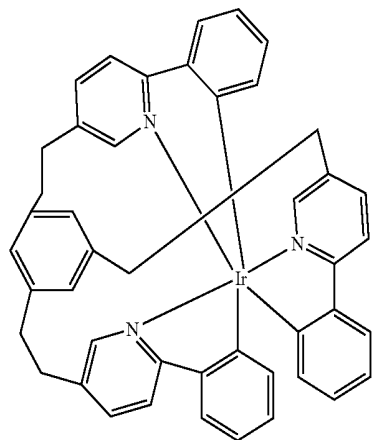
US20070190359, US20070231600, US2007034863, US2007104979, US2007104980, US2007138437, US2007224450, US2007278936, US20080020237, US20080233410, US20080261076, US20080297033, US200805851, US2008161567, US2008210930, US20090039776, US20090108737, US20090115322, US20090179555, US2009085476, US2009104472, US20100090591, US20100148663, US20100244004, US20100295032, US2010102716, US2010105902, US2010244004, US2010270916, US20110057559, US20110108822, US20110204333, US2011215710, US2011227049, US2011285275, US2012292601, US20130146848, US2013033172, US2013165653, US2013181190, US2013334521, US20140246656, US2014103305, U.S. Pat. Nos. 6,303,238, 6,413,656, 6,653, 654, 6,670,645, 6,687,266, 6,835,469, 6,921,915, 7,279,704, 7,332,232, 7,378,162, 7,534,505, 7,675,228, 7,728,137, 7,740,957, 7,759,489, 7,951,947, 8,067,099, 8,592,586, 8,871,361, WO06081973, WO06/21811, WO07018067, WO07/08362, WO07/15970, WO07/15981, WO08035571, WO2002015645, WO2003040257, WO2005019373, WO2006056418, WO2008054584, WO2008078800, WO2008096609, WO2008101842, WO2009000673, WO2009050281, WO2009100991, WO2010028151, WO2010054731, WO2010086089, WO2010118029, WO2011044988, WO2011051404, WO2011107491, WO2012020327, WO2012163471, WO2013094620, WO2013107487, WO2013174471, WO2014007565, WO2014008982, WO2014023377, WO2014024131, WO2014031977, WO2014038456, WO2014112450.



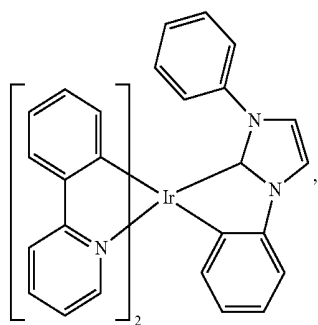
-continued



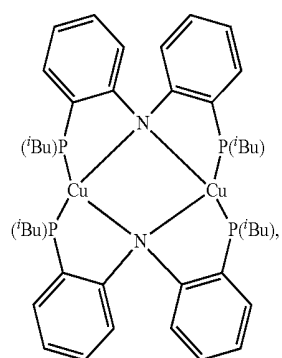
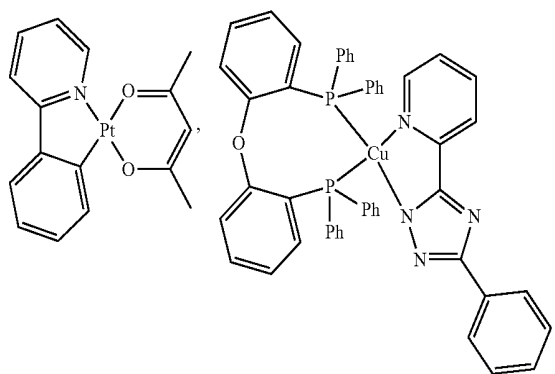
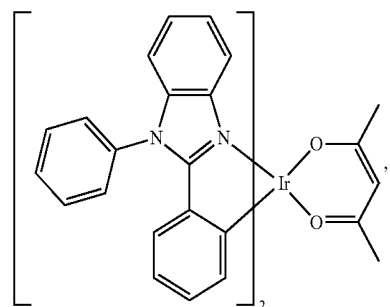
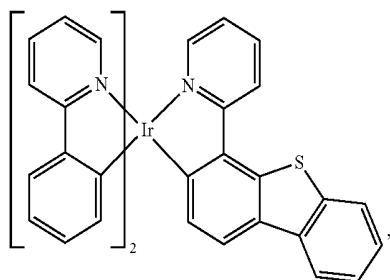
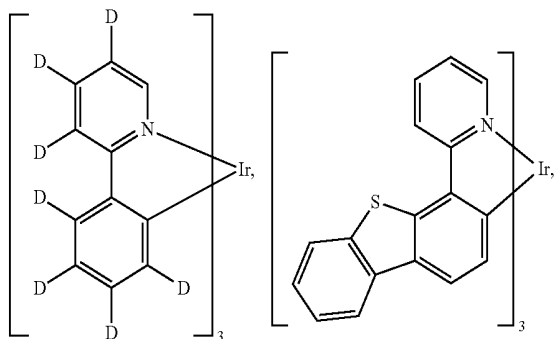
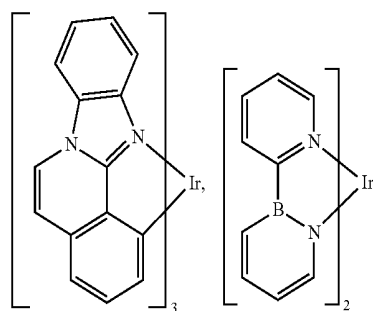
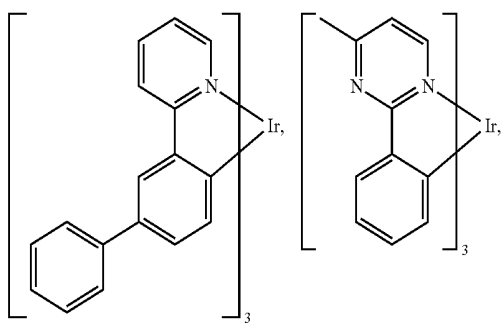
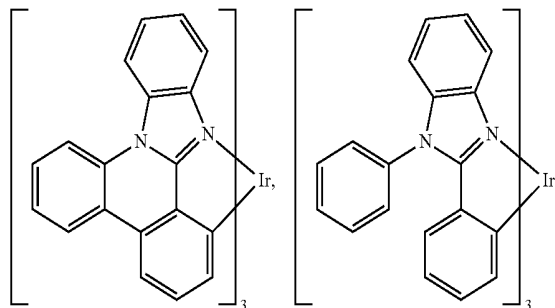
-continued

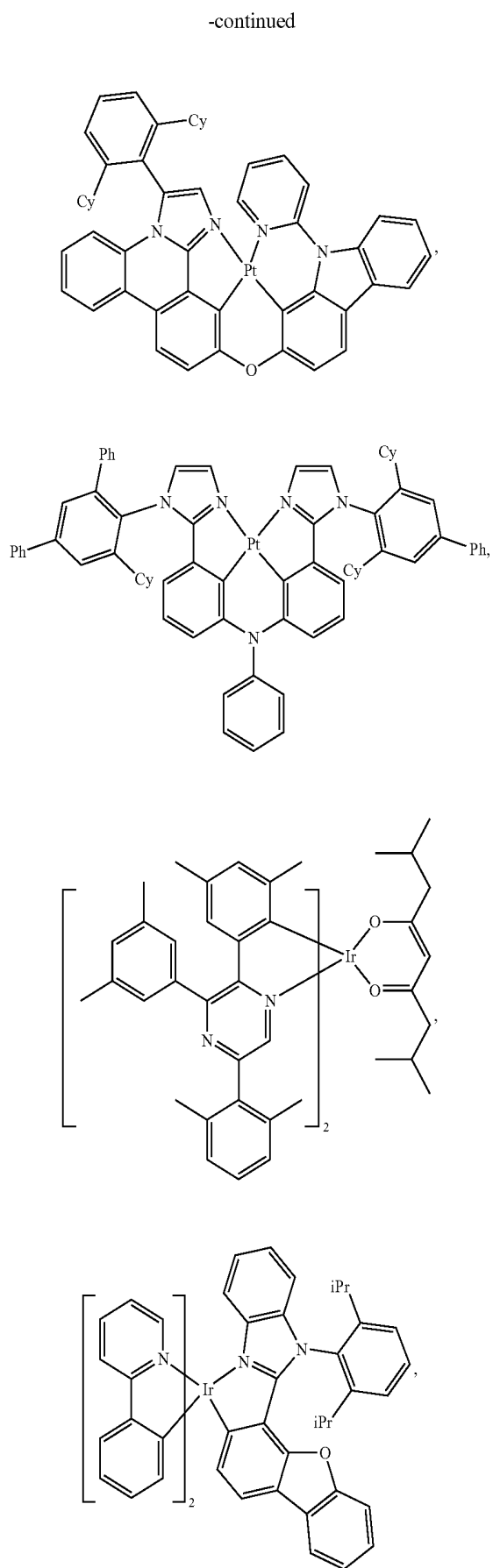
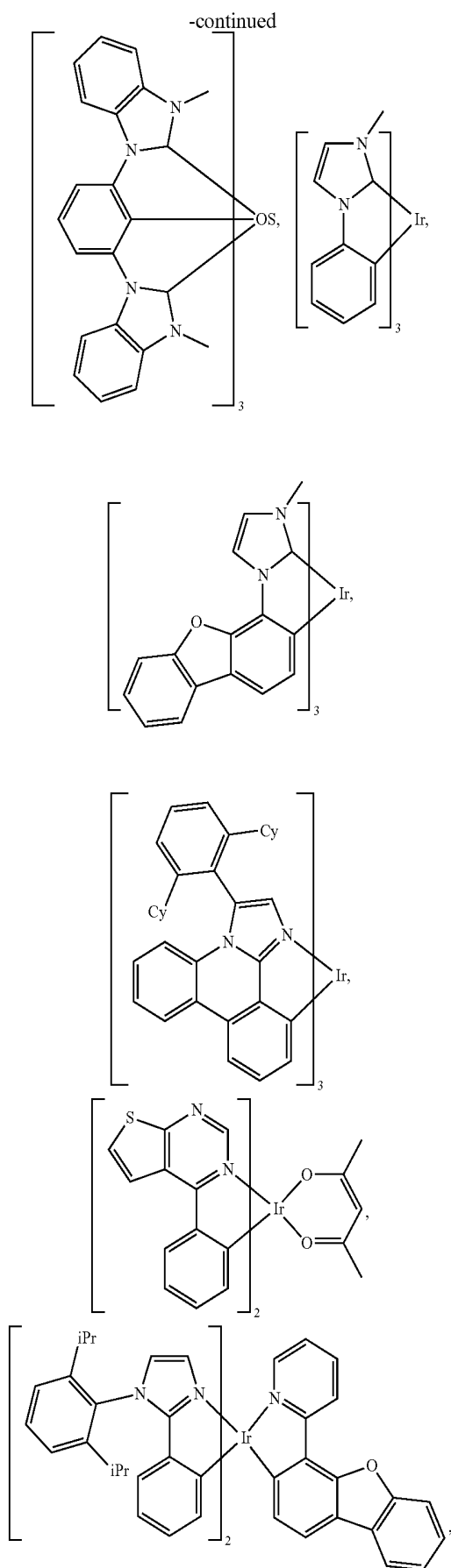


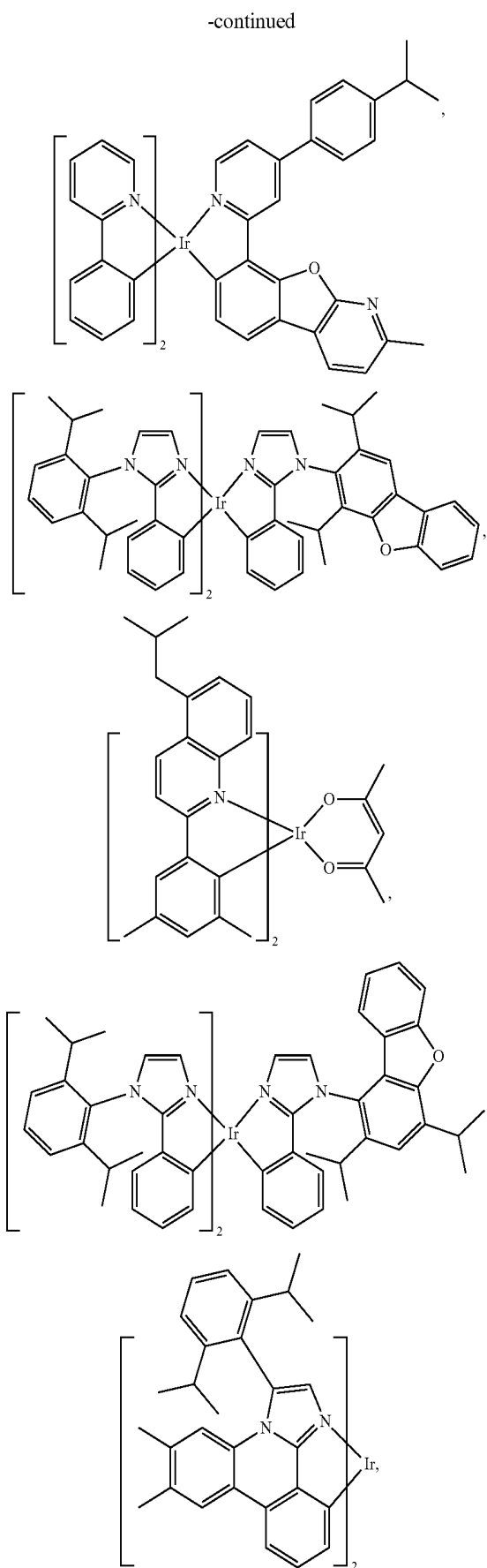
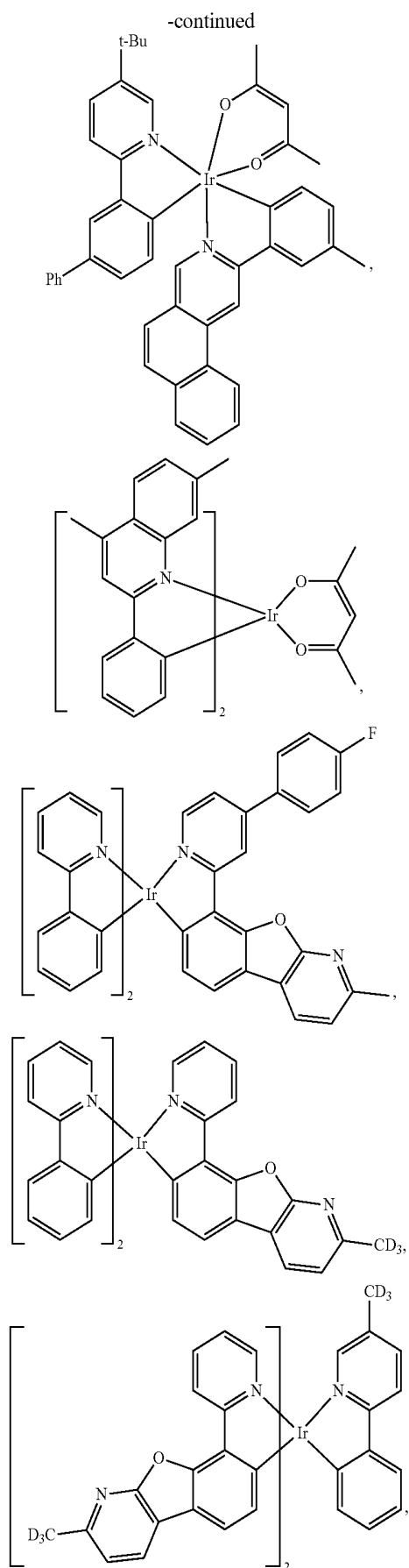
-continued

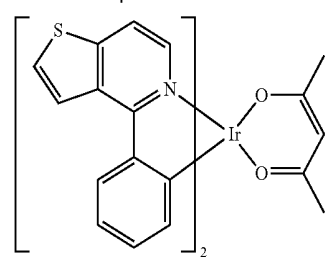
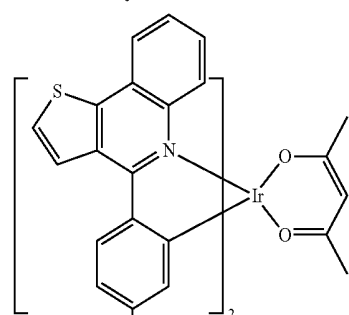
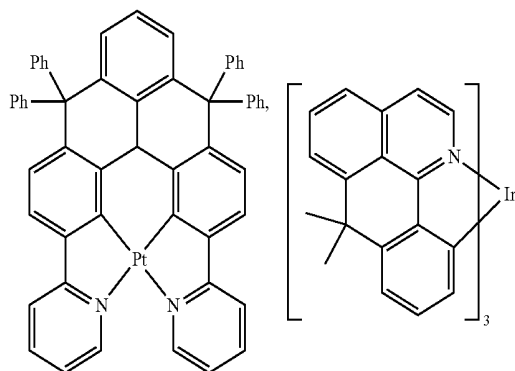
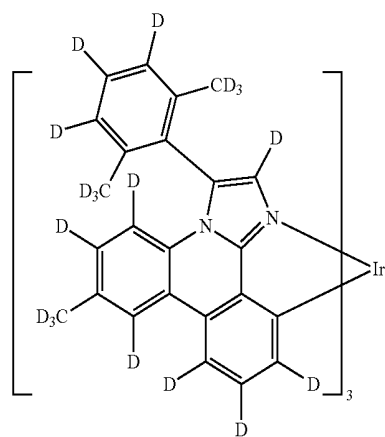
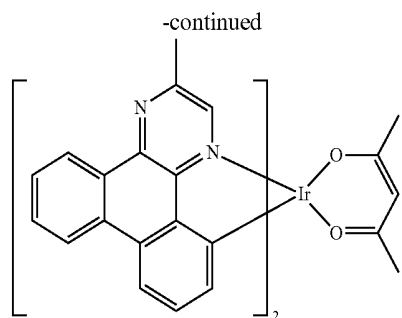
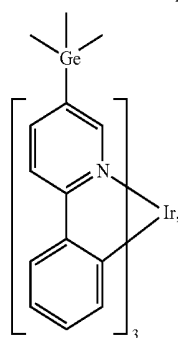
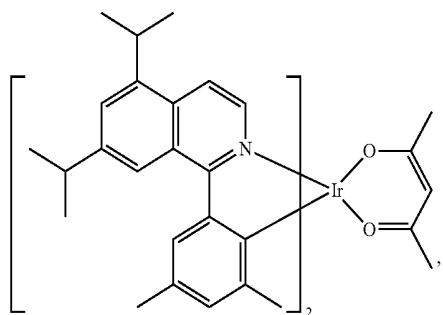
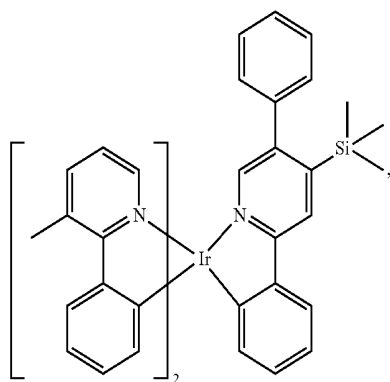
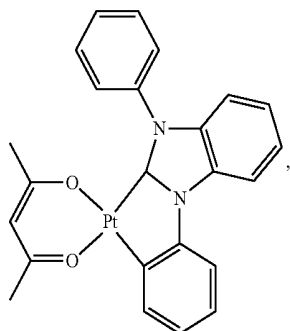
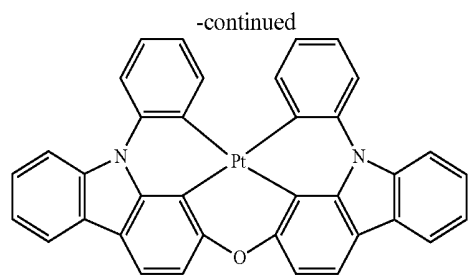


-continued

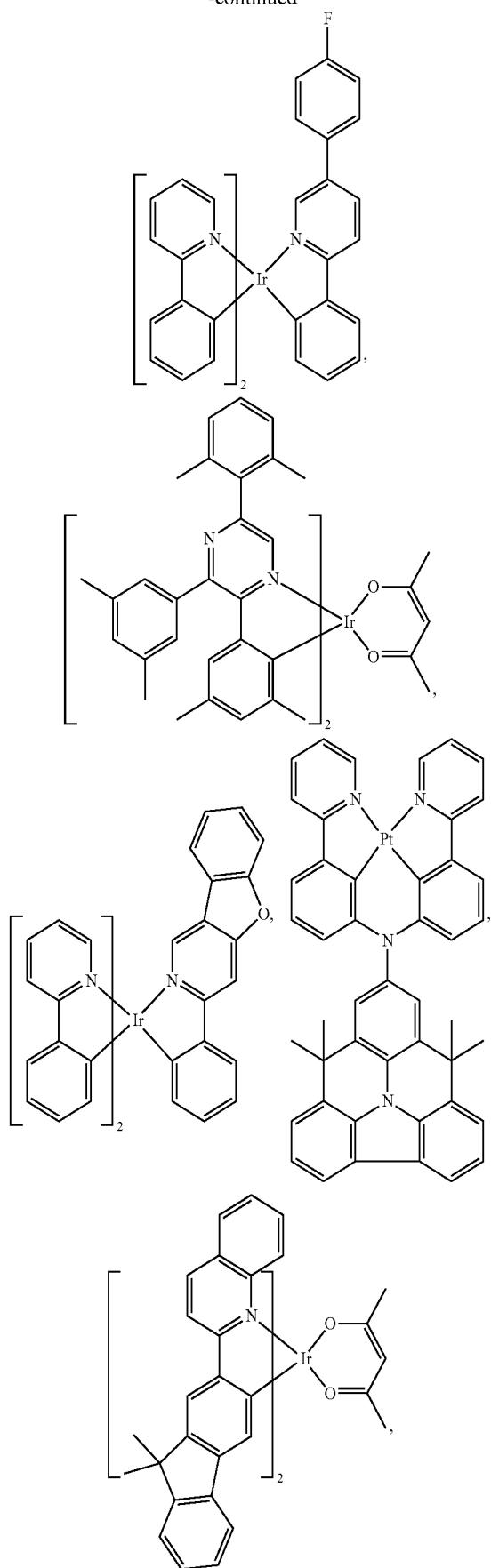




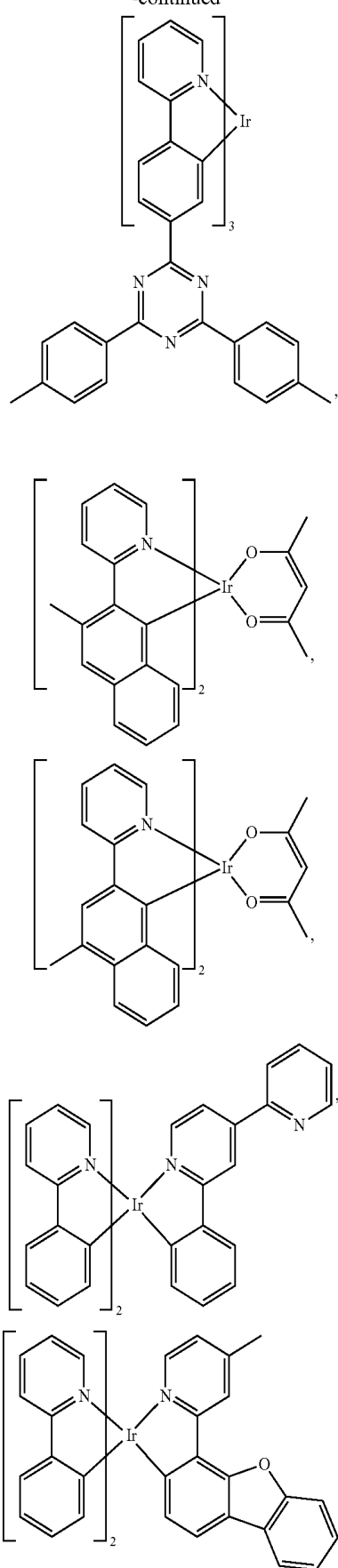




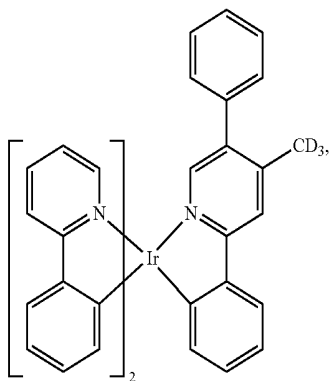
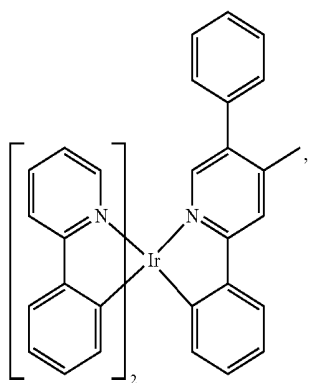
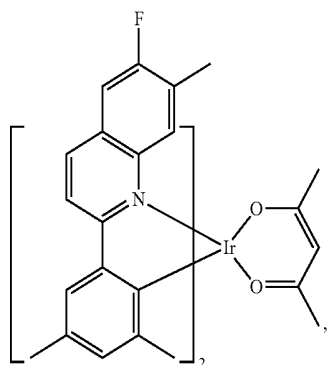
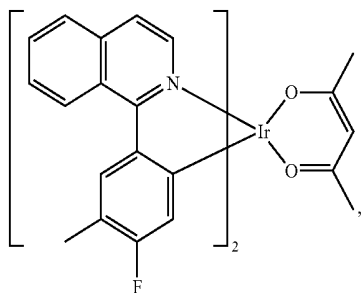
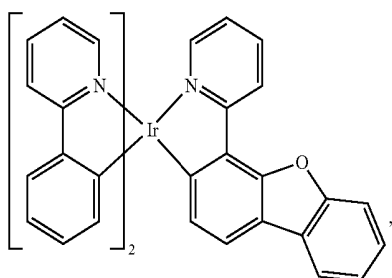
-continued



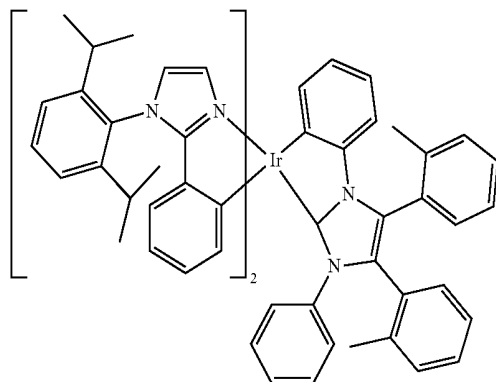
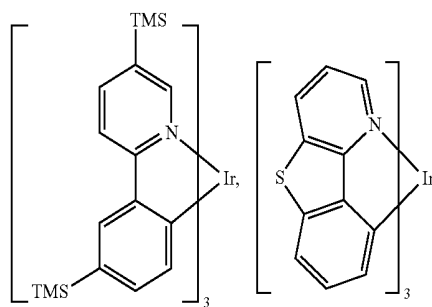
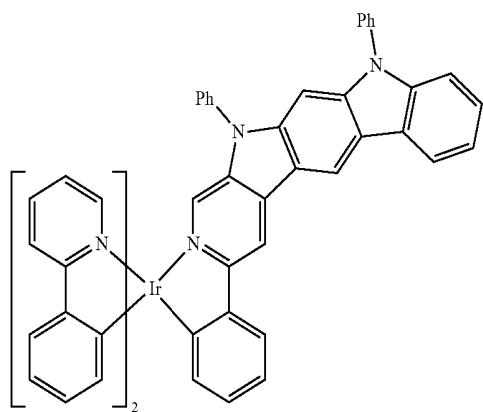
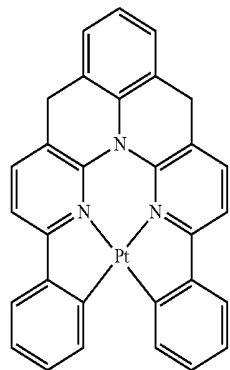
-continued

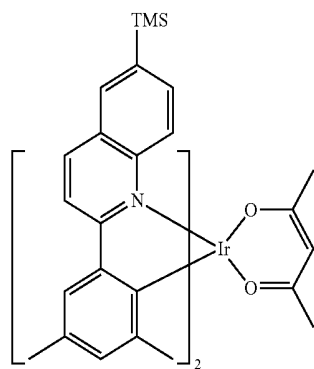
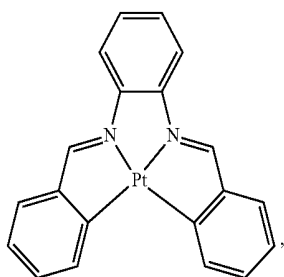
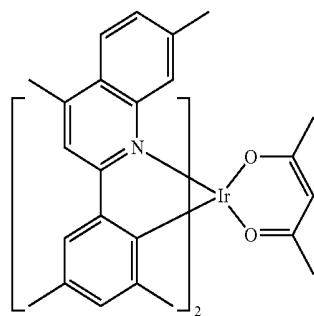
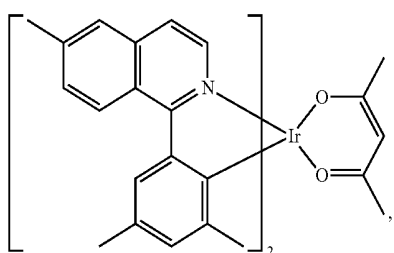
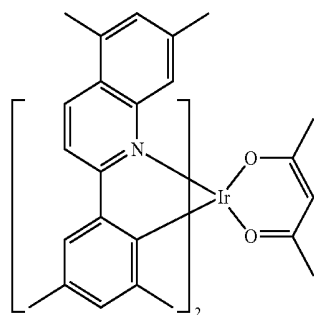
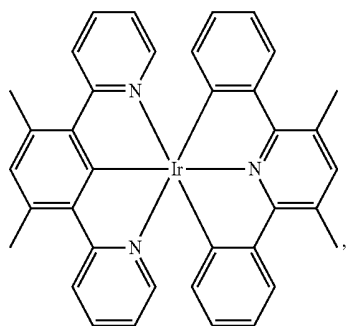
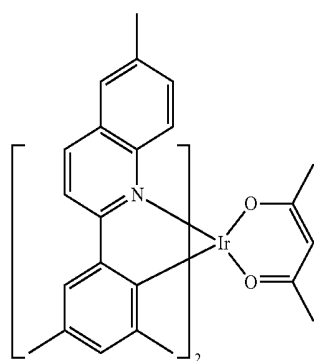
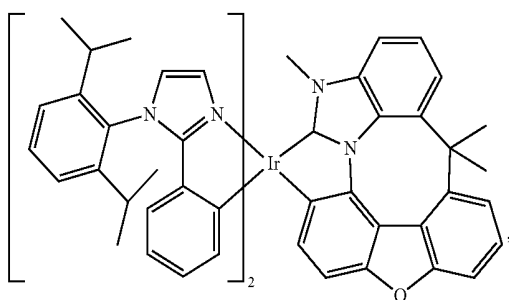
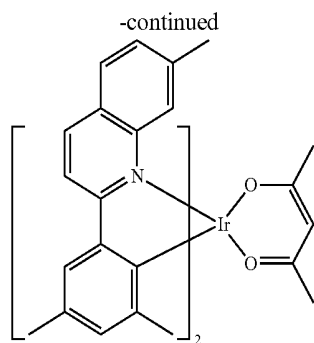
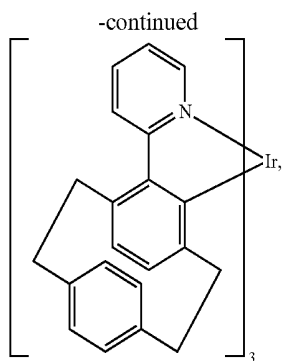


-continued

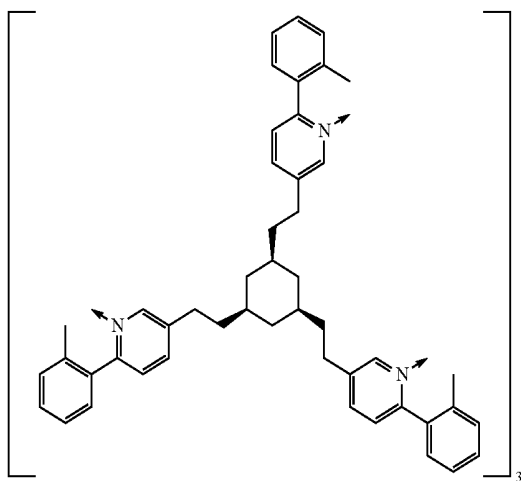
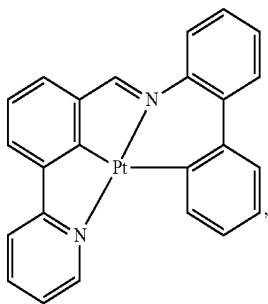
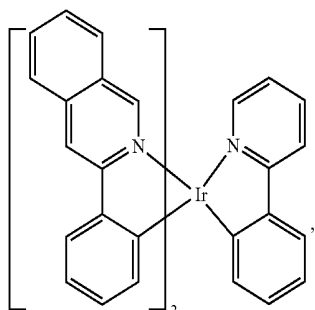
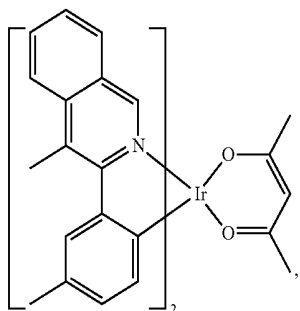


-continued

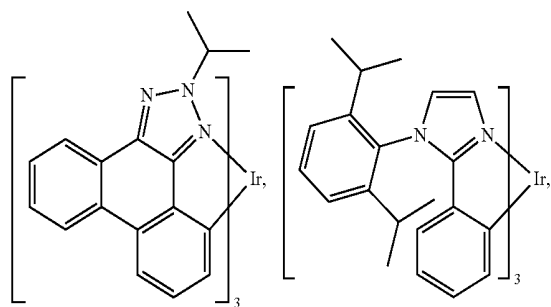
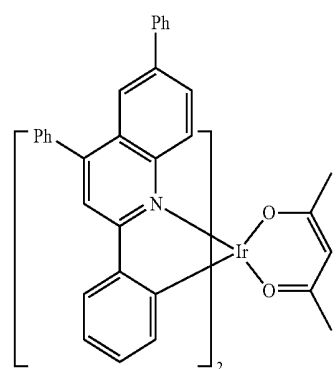
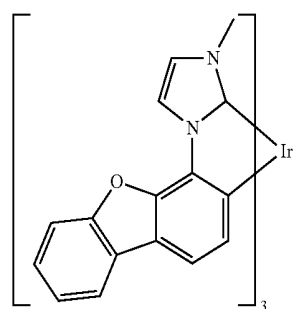
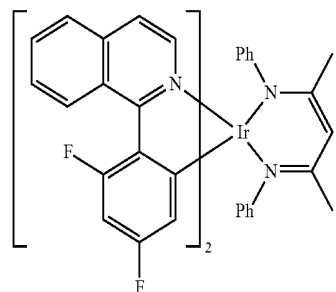
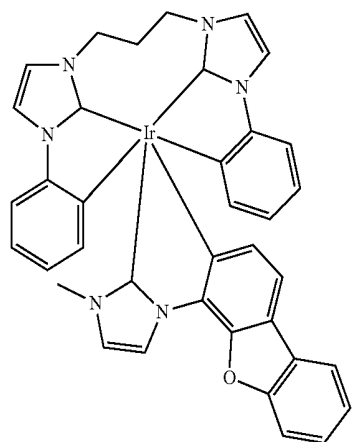




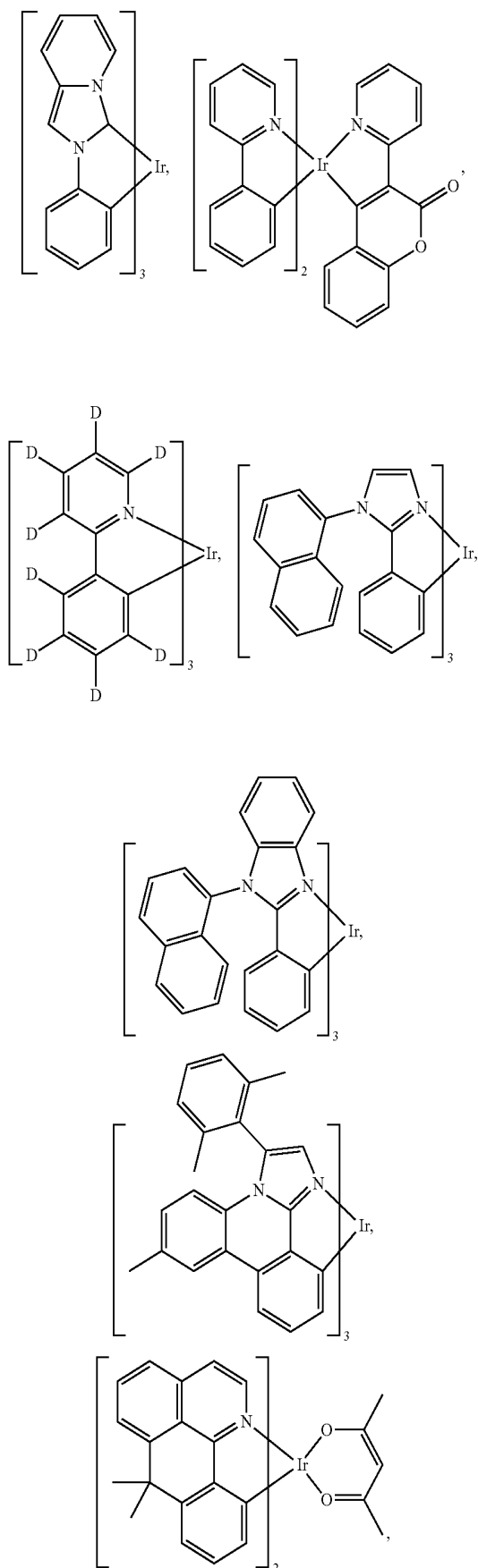
-continued



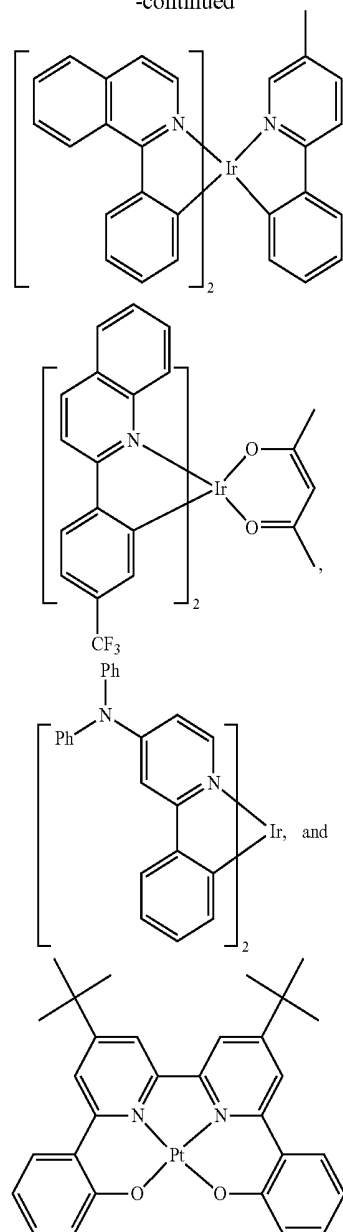
-continued



-continued



-continued

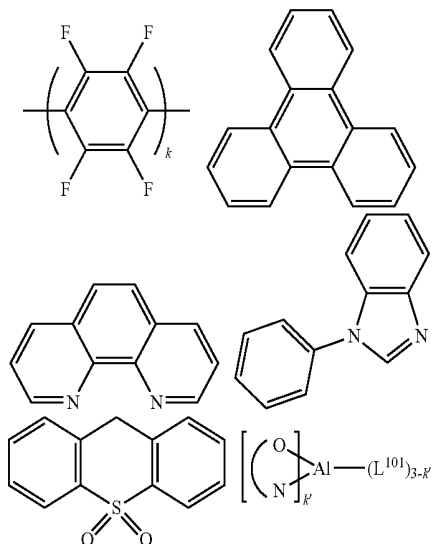


HBL:

[0131] A hole blocking layer (HBL) may be used to reduce the number of holes and/or excitons that leave the emissive layer. The presence of such a blocking layer in a device may result in substantially higher efficiencies and/or longer lifetime as compared to a similar device lacking a blocking layer. Also, a blocking layer may be used to confine emission to a desired region of an OLED. In some embodiments, the HBL material has a lower HOMO (further from the vacuum level) and/or higher triplet energy than the emitter closest to the HBL interface. In some embodiments, the HBL material has a lower HOMO (further from the vacuum level) and/or higher triplet energy than one or more of the hosts closest to the HBL interface.

[0132] In one aspect, compound used in HBL contains the same molecule or the same functional groups used as host described above.

[0133] In another aspect, compound used in HBL contains at least one of the following groups in the molecule:

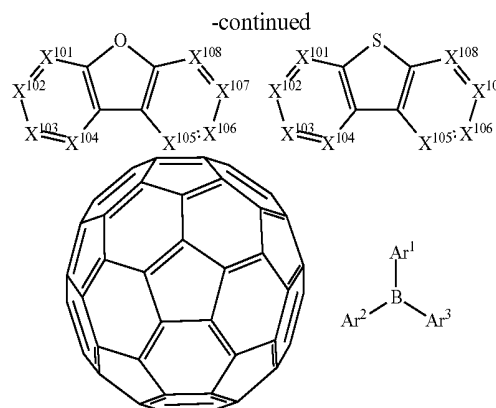
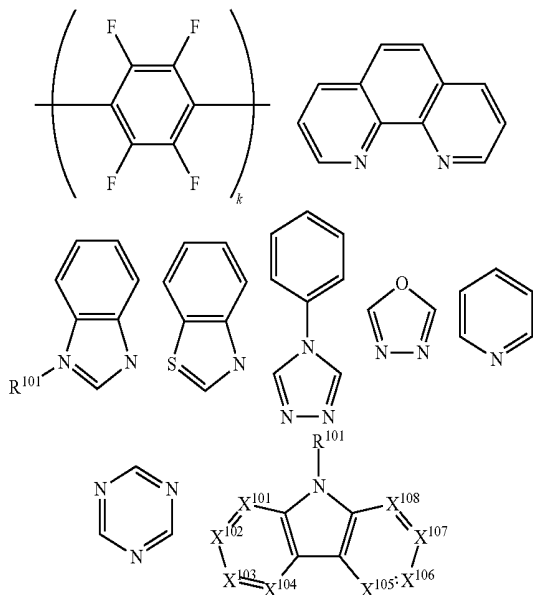


wherein k is an integer from 1 to 20; L^{101} is an another ligand, k' is an integer from 1 to 3.

ETL:

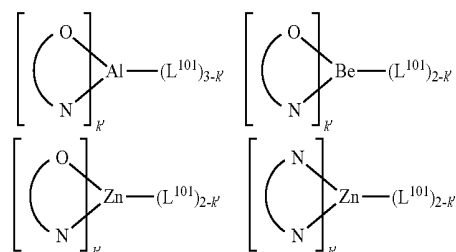
[0134] Electron transport layer (ETL) may include a material capable of transporting electrons. Electron transport layer may be intrinsic (undoped), or doped. Doping may be used to enhance conductivity. Examples of the ETL material are not particularly limited, and any metal complexes or organic compounds may be used as long as they are typically used to transport electrons.

[0135] In one aspect, compound used in ETL contains at least one of the following groups in the molecule:



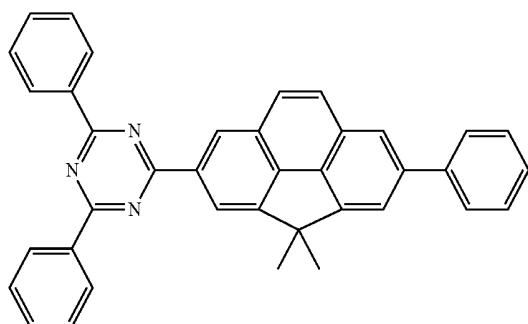
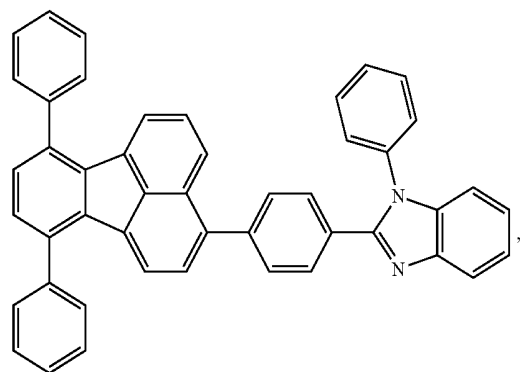
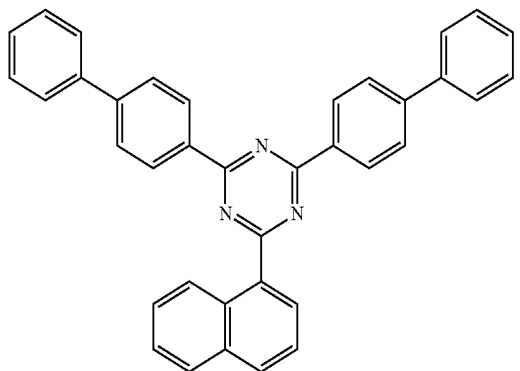
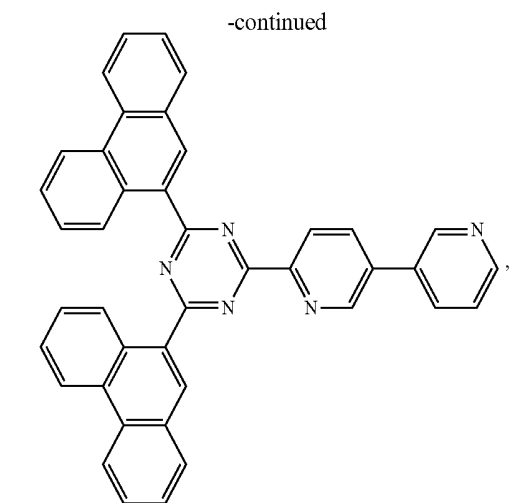
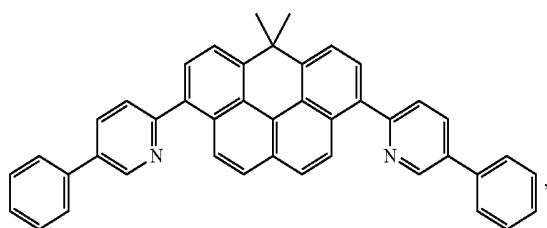
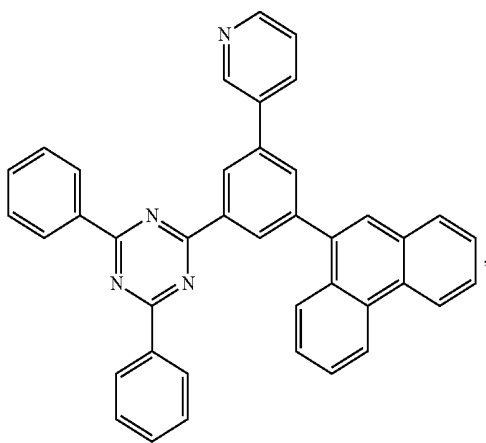
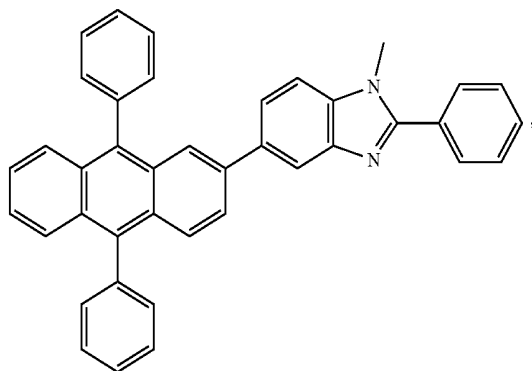
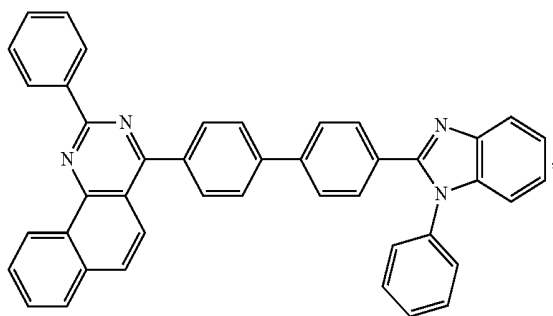
wherein R^{101} is selected from the group consisting of hydrogen, deuterium, halogen, alkyl, cycloalkyl, heteroalkyl, heterocycloalkyl, arylalkyl, alkoxy, aryloxy, amino, silyl, alkenyl, cycloalkenyl, heteroalkenyl, alkynyl, aryl, heteroaryl, acyl, carboxylic acids, ether, ester, nitrile, isonitrile, sulfanyl, sulfinyl, sulfonyl, phosphino, and combinations thereof, when it is aryl or heteroaryl, it has the similar definition as Ar 's mentioned above. Ar^1 to Ar^3 has the similar definition as Ar 's mentioned above. k is an integer from 1 to 20. X^{101} to X^{108} is selected from C (including CH) or N.

[0136] In another aspect, the metal complexes used in ETL contains, but not limit to the following general formula:

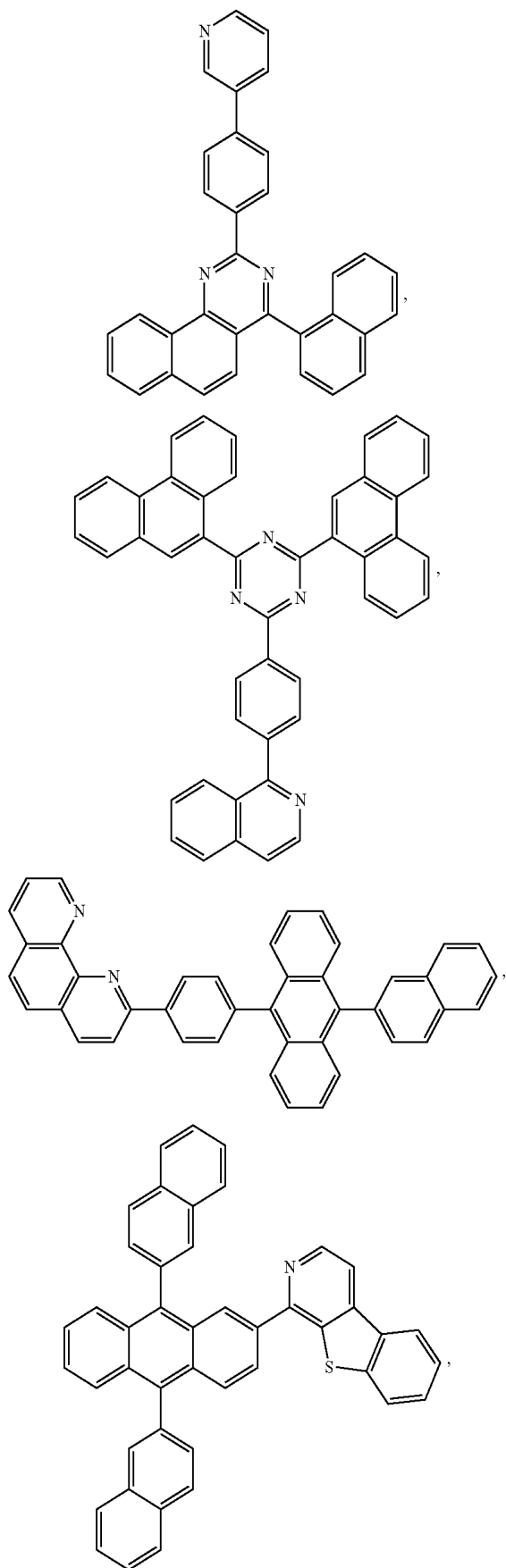


wherein (O—N) or (N—N) is a bidentate ligand, having metal coordinated to atoms O, N or N, N; L^{101} is another ligand; k' is an integer value from 1 to the maximum number of ligands that may be attached to the metal.

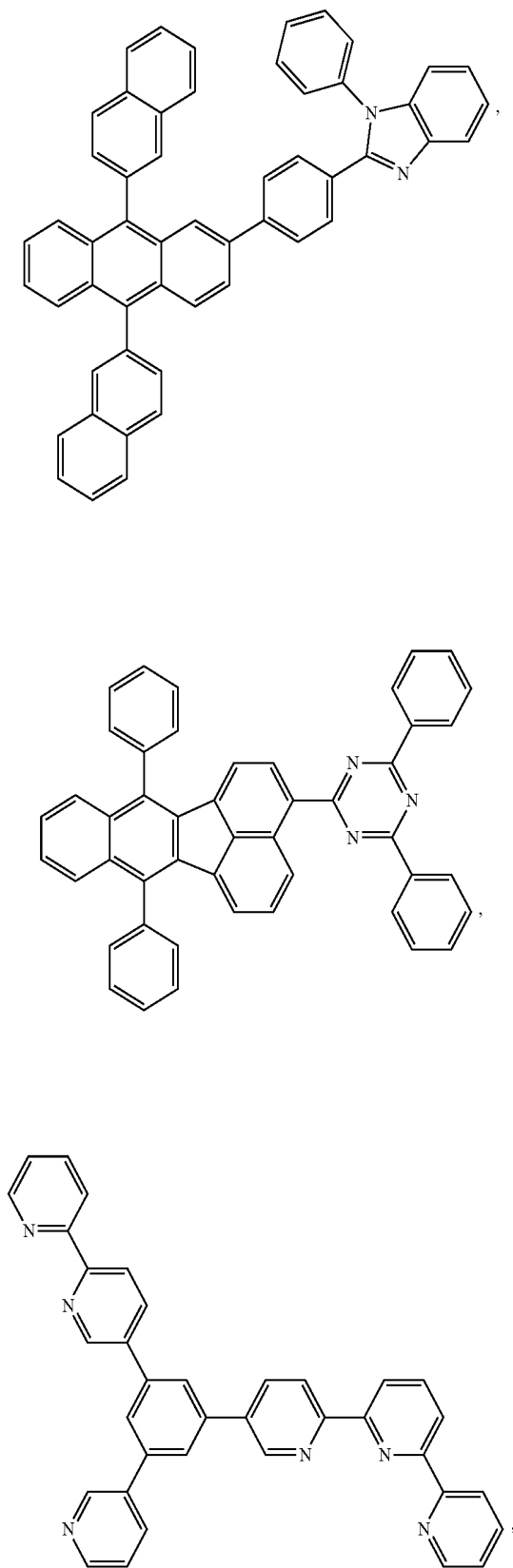
[0137] Non-limiting examples of the ETL materials that may be used in an OLED in combination with materials disclosed herein are exemplified below together with references that disclose those materials: CN103508940, EP01602648, EP01734038, EP01956007, JP2004-022334, JP2005149918, JP2005-268199, KR0117693, KR20130108183, US20040036077, US20070104977, US2007018155, US20090101870, US20090115316, US20090140637, US20090179554, US2009218940, US2010108990, US2011156017, US2011210320, US2012193612, US2012214993, US2014014925, US2014014927, US20140284580, U.S. Pat. Nos. 6,656,612, 8,415,031, WO2003060956, WO2007111263, WO2009148269, WO2010067894, WO2010072300, WO2011074770, WO2011105373, WO2013079217, WO2013145667, WO2013180376, WO2014104499, WO2014104535,



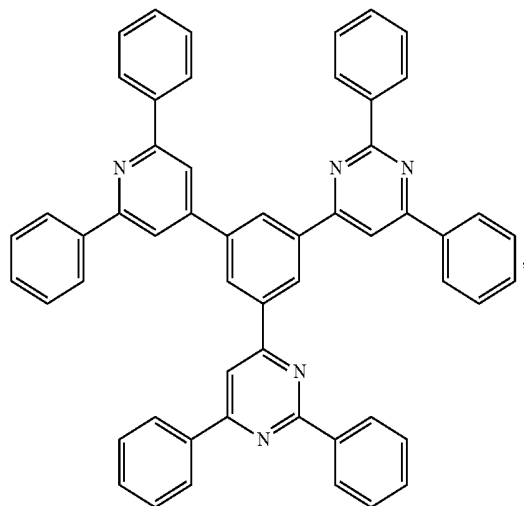
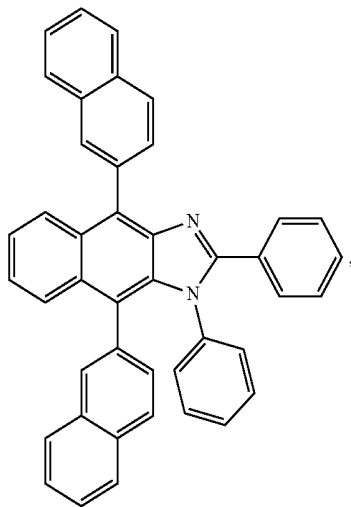
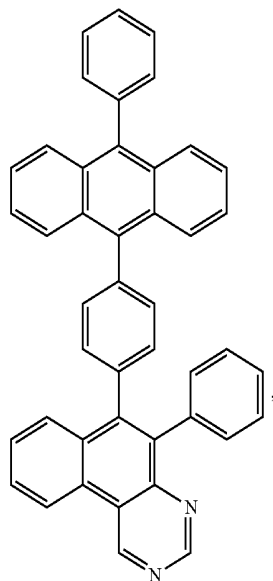
-continued



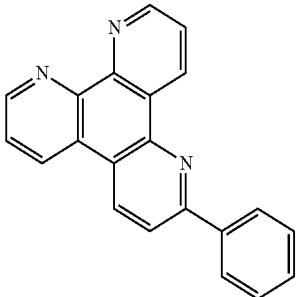
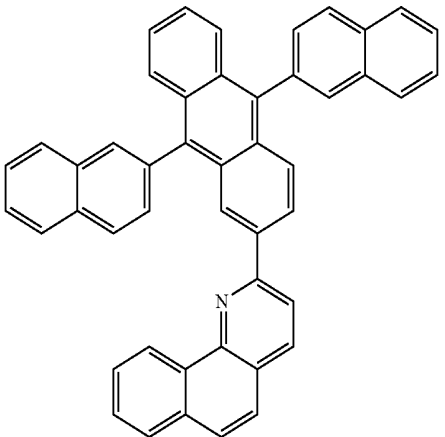
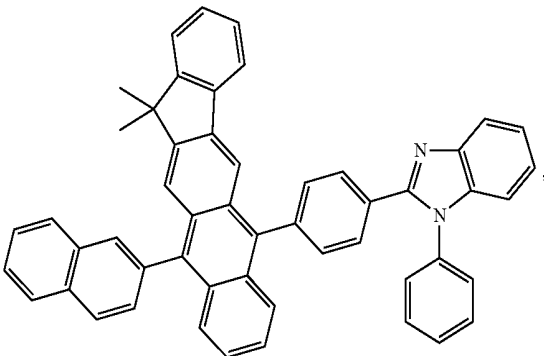
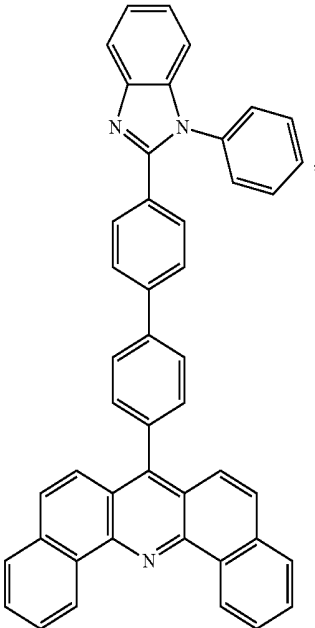
-continued



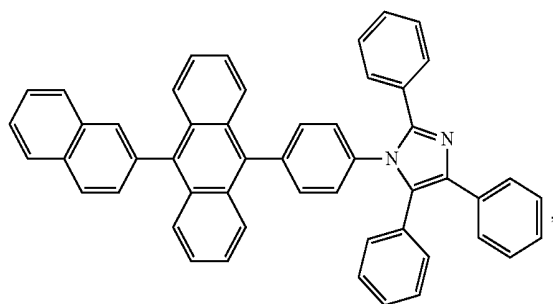
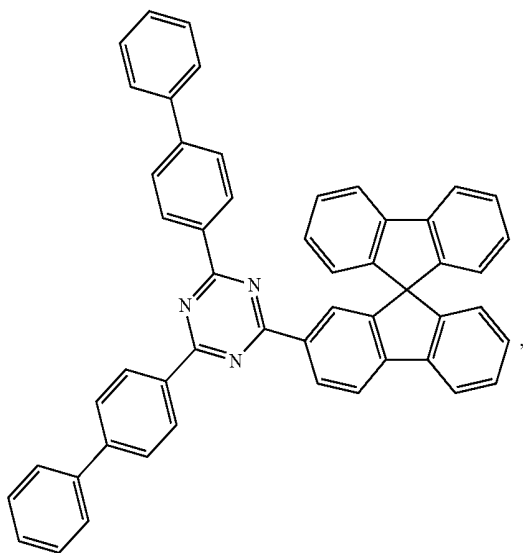
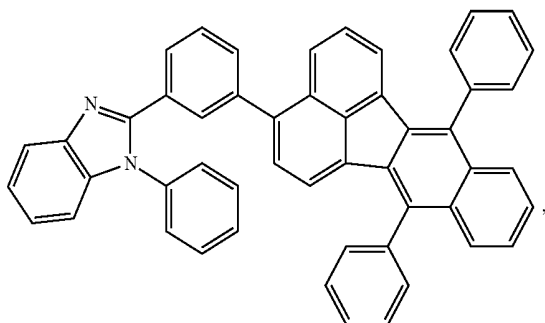
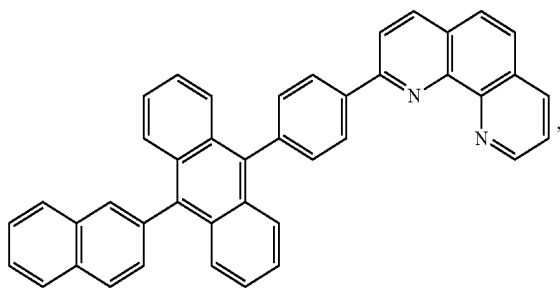
-continued



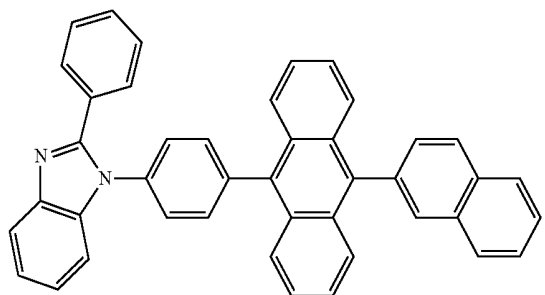
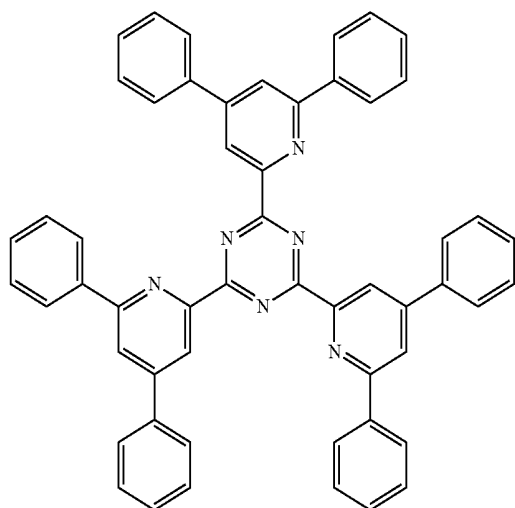
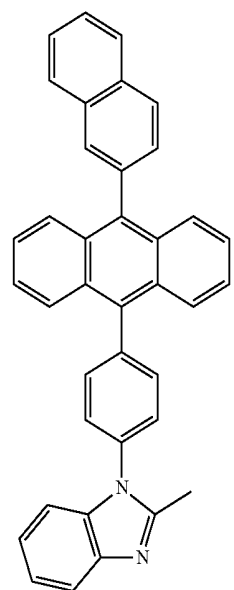
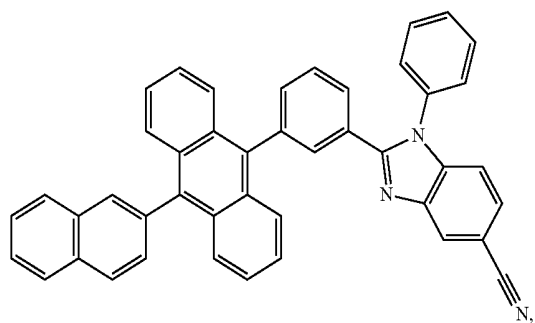
-continued



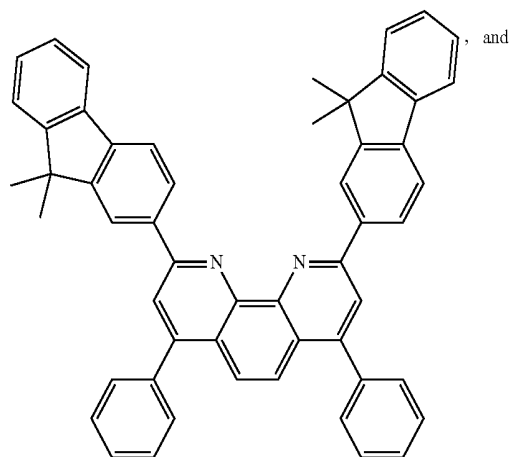
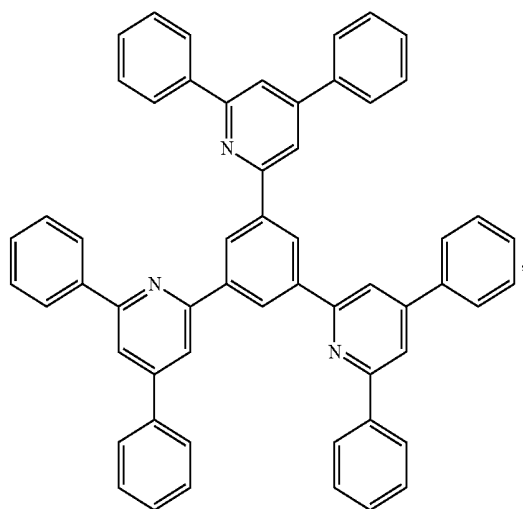
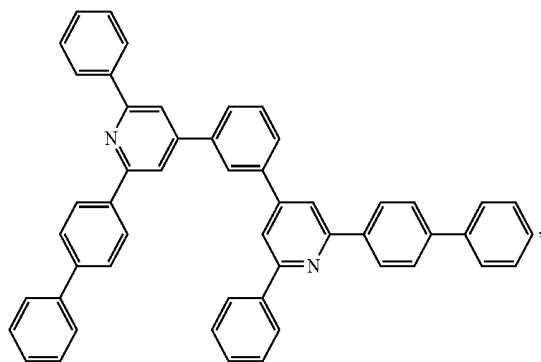
-continued



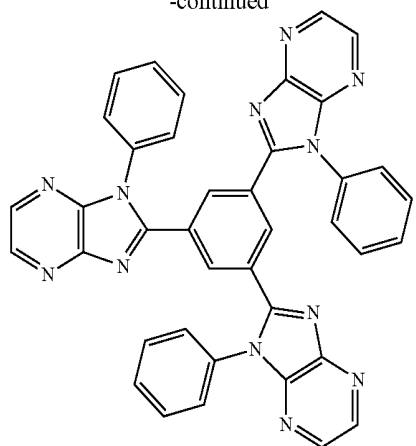
-continued



-continued



-continued



Charge Generation Layer (CGL)

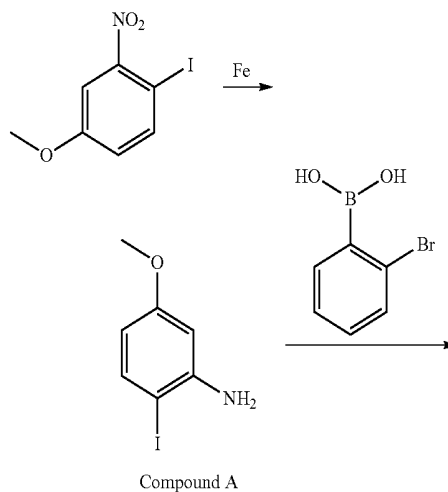
[0138] In tandem or stacked OLEDs, the CGL plays an essential role in the performance, which is composed of an n-doped layer and a p-doped layer for injection of electrons and holes, respectively. Electrons and holes are supplied from the CGL and electrodes. The consumed electrons and holes in the CGL are refilled by the electrons and holes injected from the cathode and anode, respectively; then, the bipolar currents reach a steady state gradually. Typical CGL materials include n and p conductivity dopants used in the transport layers.

[0139] In any above-mentioned compounds used in each layer of the OLED device, the hydrogen atoms can be partially or fully deuterated. Thus, any specifically listed substituent, such as, without limitation, methyl, phenyl, pyridyl, etc. may be undeuterated, partially deuterated, and fully deuterated versions thereof. Similarly, classes of substituents such as, without limitation, alkyl, aryl, cycloalkyl, heteroaryl, etc. also may be undeuterated, partially deuterated, and fully deuterated versions thereof.

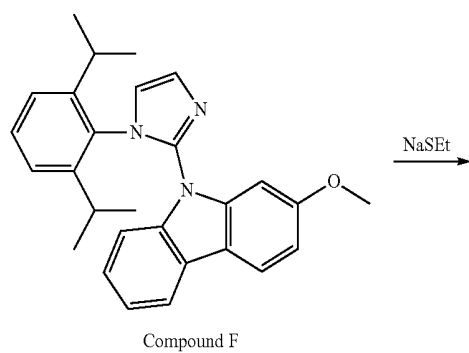
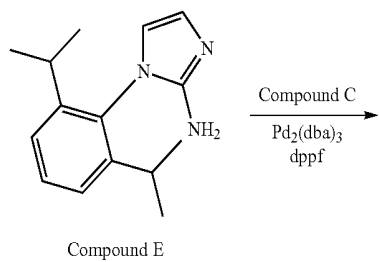
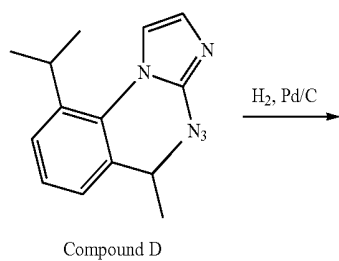
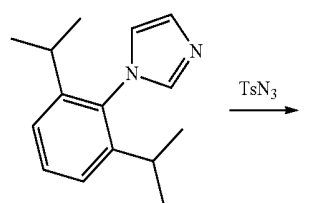
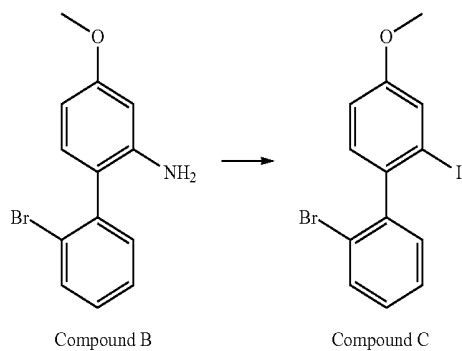
Experimental

Synthetic Scheme for Compound 124321 ((L_{a8411}))
Pt(L_{B4}))

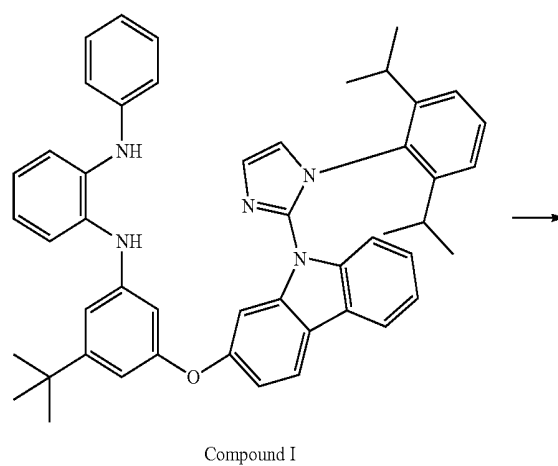
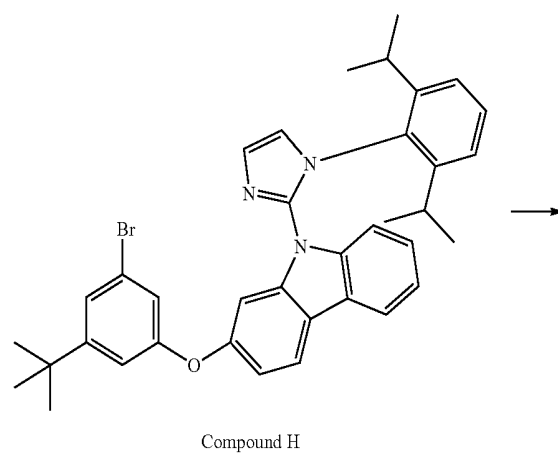
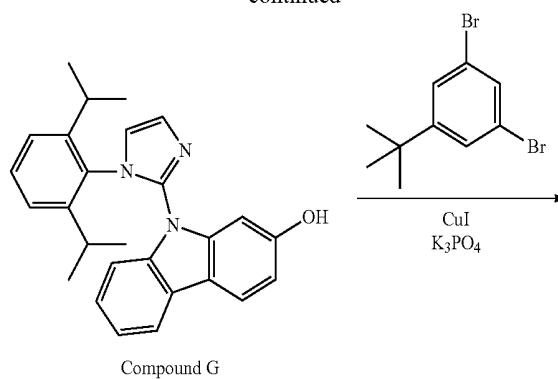
[0140]

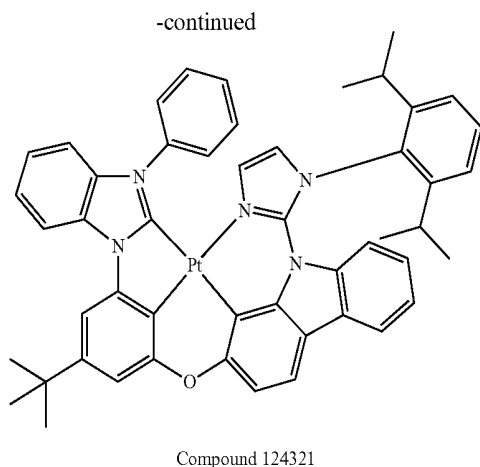


-continued



-continued





Synthesis of 2-Iodo-5-methoxyaniline

Synthesis of 2-Iodo-5-methoxyaniline (Compound A)

[0141] 4-Iodo-5-nitroanisole (60 g, 215 mmol, 1.0 equiv) was dissolved in ethanol (2.4 L) and water (600 mL). Ammonium chloride (23 g, 430 mmol, 2.0 equiv) was added and the reaction mixture was heated to 40° C. Iron powder (60 g, 1.07 mol, 5.0 equiv) was added portion wise over a 60 minute period, then the mixture was heated at reflux for 18 hours. The cooled mixture was filtered through a Celite pad rinsing with ethyl acetate (3×350 mL). The filtrate was concentrated under reduced pressure, and the residue dissolved in dichloromethane (1 L). The solution was filtered through silica gel (200 g), rinsing with dichloromethane (1 L) then methyl tert-butyl ether (200 mL). The combined filtrate was concentrated under reduced pressure to give 48 g of a mixture of 2-iodo-5-methoxyaniline (41.8 g, 78% yield) and 2-methoxyaniline (~6.1 g, 23% yield) as a tan solid.

Synthesis of 2'-Bromo-4-methoxy-[1,1'-biphenyl]-2-amine

Synthesis of 2'-Bromo-4-methoxy-[1,1'-biphenyl]-2-amine (Compound B)

[0142] Crude 2-iodo-5-methoxyaniline (48 g, 193 mmol, 1.0 equiv), 2-bromophenylboronic acid (44.5 g, 222 mmol, 1.15 equiv) and tetrakis(triphenylphosphine)palladium(0) (8.9 g, 7.7 mmol, 0.04 equiv) were dissolved in 1,2-dimethoxyethane (600 mL). Saturated aq. sodium bicarbonate (300 mL) was added, the mixture was sparged with nitrogen for 10 minutes, then heated at reflux for 4 hours. The mixture was cooled and the layers separated. The aqueous phase was extracted with ethyl acetate (3×100 mL). The organic phases were combined, dried over sodium sulfate, filtered, and concentrated under reduced pressure. The residue was chromatographed on silica gel (700 g) eluting with 15% ethyl acetate in heptanes to give 2'-bromo-4-methoxy-[1,1'-biphenyl]-2-amine (34.5 g, 63% yield) as an orange oil.

Synthesis of 2'-Bromo-2-iodo-4-methoxy-1,1'-biphenyl

Synthesis of 2'-Bromo-2-iodo-4-methoxy-1,1'-biphenyl (Compound C)

[0143] 2'-Bromo-4-methoxy-[1,1'-biphenyl]-2-amine (34.5 g, 124 mmol, 1.0 equiv) was dissolved in 4N hydrochloric acid (74 mL), and acetonitrile (165 mL) and cooled to -10° C. in an ice/methanol bath. A solution of sodium nitrite (17.12 g, 248 mmol, 2.0 equiv) in water (70 mL) was added dropwise over a 30 minute period, and the reaction mixture was stirred at -10° C. for 1.5 hours. A solution of sodium iodide (51 g, 310 mmol, 2.5 equiv) in water (70 mL) was added dropwise using nitrogen flow to remove generated gas. The reaction mixture was slowly warmed to room temperature over a period of 3 hours at which time GCMS (Gas chromatography mass spectrometry) analysis showed complete reaction. Saturated aq. sodium thiosulfate (400 mL) was added and the mixture stirred for 30 minutes. The suspended mixture was combined with a front run (24 mmol), filtered through a Celite pad, and the pad rinsed with dichloromethane (3×200 mL). The layers were separated and the aqueous phase was extracted with dichloromethane (3×200 mL). The combined organic extracts were dried over sodium sulfate, filtered, and concentrated under reduced pressure. The crude material (64 g) was chromatographed on silica gel (700 g) eluting with 10% ethyl acetate in heptanes. The product containing fractions were combined, concentrated under reduced pressure, and triturated with heptanes (30 mL) to give 2'-bromo-2-iodo-4-methoxy-1,1'-biphenyl (31 g, 50% yield) as a white solid.

Synthesis of

2-Azido-1-(2,6-diisopropylphenyl)-1H-imidazole

Synthesis of

2-Azido-1-(2,6-diisopropylphenyl)-1H-imidazole (Compound D)

[0144] 1-(2,5-Diisopropylphenyl)-1H-imidazole (8.3 g, 36.3 mmol, 1.1 equiv) was dissolved in anhydrous tetrahydrofuran (200 mL), and cooled to -78° C. 2.5M n-Butyl lithium (16 mL, 40 mmol, 1.1 equiv) was added dropwise over a 10 minute period, then the reaction mixture was warmed to room temperature and stirred for 2 hours. The reaction mixture was cooled to -78° C., and a 10-15% solution of toluenesulfonyl azide in toluene (86 mL, 43 mmol, 1.2 equiv) was added slowly over 1 minute. The solution was allowed to warm to room temperature, and stirred for 18 hours. The reaction was quenched with saturated aq. sodium chloride (100 mL), and the layers were separated. The organic layer was concentrated under reduced pressure, and the residue was chromatographed on silica gel (120 g) eluting with 0-50% ethyl acetate in heptanes. The cleanest product containing fractions were combined and concentrated under reduced pressure to give 2-azido-1-(2,6-diisopropylphenyl)-1H-imidazole (3.7 g, 37% yield) as an orange oil.

Synthesis of

1-(2,6-Diisopropylphenyl)-1H-imidazol-2-amine

Synthesis of

1-(2,6-Diisopropylphenyl)-1H-imidazol-2-amine (Compound E)

[0145] 2-Azido-1-(2,6-diisopropylphenyl)-1H-imidazole (3.7 g, 13.7 mmol, 1.0 equiv) was dissolved in ethanol (200

mL) in a Parr bottle. 20% Palladium on carbon (370 mg, 50% wet) was added, and the mixture was shaken under 30 PSI of hydrogen for 4 hours. LCMS analysis showed complete reduction of the azide starting material. The suspension was filtered through a Celite pad, under a nitrogen blanket, and the pad was washed with methanol (2×50 mL). The filtrate was concentrated under reduced pressure to give 1-(2,6-diisopropylphenyl)-1H-imidazol-2-amine (3.2 g, ~95% purity, 94% yield) as an off white solid.

Synthesis of 9-(1-(2,6-Diisopropylphenyl)-1H-imidazol-2-yl)-2-methoxy-9H-carbazole

Synthesis of 9-(1-(2,6-Diisopropylphenyl)-1H-imidazol-2-yl)-2-methoxy-9H-carbazole (Compound F)

[0146] 1-(2,6-Diisopropylphenyl)-1H-imidazol-2-amine (4 g, 16.4 mmol, 1.0 equiv), 2'-bromo-2-iodo-4-methoxy-1,1'-biphenyl (6.4 g, 16.4 mmol, 1.0 equiv), tris(dibenzylideneacetone)dipalladium(0) (753 mg, 0.822 mmol, 0.05 equiv), sodium tert-butoxide (3.95 g, 41 mmol, 2.5 equiv) and diphenylphosphino ferrocene (961 mg, 1.64 mmol, 0.1 mmol) were added to anhydrous toluene (200 mL) and sparged with nitrogen for 45 minutes. The reaction mixture was heated at reflux for 22 hours at which time LCMS (Liquid chromatography-mass spectrometry) analysis showed complete consumption of the starting materials, and one major product peak with a correct mass. The mixture was cooled, and saturated brine (50 mL) added. The layers were separated, and the organic phase dry-loaded onto a Celite pad. The product was chromatographed on silica gel (100 g) eluting with 15% ethyl acetate in heptanes. Concentration of the product containing fractions gave 9-(1-(2,6-diisopropylphenyl)-1H-imidazol-2-yl)-2-methoxy-9H-carbazole (5.4 g, 70% yield) as an off-white solid.

Synthesis of 9-(1-(2,6-Diisopropylphenyl)-1H-imidazol-2-yl)-9H-carbazol-2-ol

Synthesis of 9-(1-(2,6-Diisopropylphenyl)-1H-imidazol-2-yl)-9H-carbazol-2-ol (Compound G)

[0147] 9-(1-(2,6-Diisopropylphenyl)-1H-imidazol-2-yl)-2-methoxy-9H-carbazole (5.2 g, 12.3 mmol, 1.0 equiv) was dissolved in N-methylpyrrolidinone (50 mL). Sodium ethanethiolate (2.6 g, 30.5 mmol, 2.5 equiv) was added, and the reaction mixture was heated at 100° C. for 18 hours. LCMS analysis showed complete demethylation of starting material. The reaction mixture was cooled and poured into saturated aq. ammonium chloride (300 mL). The aqueous phase was filtered and the solid dissolved in dichloromethane (200 mL). The organic layer was dried over sodium sulfate, filtered through silica gel (50 g) rinsing with ethyl acetate (100 mL), and the filtrates concentrated onto Celite. The product was purified on an Interchim automated system (80 g silica gel column) eluting with 0-100% ethyl acetate in heptanes. Product containing fractions were combined and concentrated under reduced pressure to give 9-(1-(2,6-diisopropylphenyl)-1H-imidazol-2-yl)-9H-carbazol-2-ol (4.5 g, 90% yield) as an off-white solid.

Synthesis of 2-(3-Bromo-5-(tert-butyl)phenoxy)-9-(1-(2,6-diisopropylphenyl)-1H-imidazol-2-yl)-9H-carbazole

Synthesis of 2-(3-Bromo-5-(tert-butyl)phenoxy)-9-(1-(2,6-diisopropylphenyl)-1H-imidazol-2-yl)-9H-carbazole (Compound H)

[0148] 9-(1-(2,6-Diisopropylphenyl)-1H-imidazol-2-yl)-9H-carbazol-2-ol (4 g, 9.77 mmol, 1.0 equiv), 3,5-dibromo-

1-tert-butylbenzene (5.7 g 19.5 mmol, 2.0 equiv), copper(I) iodide (372 mg, 1.95 mmol, 0.2 equiv), picolinic acid (481 mg, 3.91 mmol, 0.4 equiv), and potassium phosphate tribasic (4.15 g, 19.5 mmol, 2 equiv) were added to dimethyl sulfoxide (60 mL). The reaction mixture was heated at 120° C. for 1 hour, at which time LCMS analysis showed >95% consumption of the starting materials. The reaction mixture was cooled and poured into 10% aq. ammonium hydroxide (300 mL). The aqueous phase was extracted with methyl tert-butyl ether (4×60 mL). The combined organic extracts were dried over sodium sulfate, filtered, and concentrated under reduced pressure. The residue was chromatographed on silica gel (150 g) eluting with 10% ethyl acetate in heptanes and the product fractions concentrated under reduced pressure to give 2-(3-bromo-5-(tert-butyl)phenoxy)-9-(1-(2,6-diisopropylphenyl)-1H-imidazol-2-yl)-9H-carbazole (4.2 g, 68.3% yield) as an off-white solid.

Synthesis of N1-(3-(tert-Butyl)-5-((9-(1-(2,6-diisopropylphenyl)-1H-imidazol-2-yl)-9H-carbazol-2-yl)oxy)phenyl)-N2-phenylbenzene-1,2-diamine

Synthesis of N¹-(3-(tert-Butyl)-5-((9-(1-(2,6-diisopropylphenyl)-1H-imidazol-2-yl)-9H-carbazol-2-yl)oxy)phenyl)-N²-phenylbenzene-1,2-diamine (Compound I)

[0149] 2-(3-Bromo-5-(tert-butyl)phenoxy)-9-(1-(2,6-diisopropylphenyl)-1H-imidazol-2-yl)-9H-carbazole (3 g, 4.8 mmol, 1.0 equiv), 2-aminodiphenylamine (891 mg, 4.8 mmol, 1.0 equiv), and sodium tert-butoxide (1.4 g, 14.5 mmol, 3.0 equiv) were dissolved in anhydrous toluene (150 mL) and heated to 80° C. while sparging with nitrogen. Allyl palladium chloride dimer (44 mg, 0.121 mmol, 0.025 equiv) and di-tert-butyl (1-methyl-2,2-diphenylcyclopropyl)phosphane (187 mg, 0.532 mmol, 0.1 equiv) were dissolved in anhydrous toluene (30 mL) at 80° C. while sparging with nitrogen. A portion of the catalyst solution (20 mL) was added to the above mixture, and heating was increased to reflux for 2 hours. The reaction mixture was cooled, concentrated, and the residue diluted with dichloromethane (100 mL). The suspension was filtered through silica gel (30 g) and the pad was washed with dichloromethane (150 mL). The filtrates were dry-loaded onto a Celite pad, purified on an Interchim automated system (80 g silica gel column) eluting with 0-50% ethyl acetate in heptanes. Concentration of the product containing fractions gave an inseparable mixture of 2-aminodiphenylamine and N¹-(3-(tert-Butyl)-5-((9-(1-(2,6-diisopropylphenyl)-1H-imidazol-2-yl)-9H-carbazol-2-yl)oxy)phenyl)-N²-phenylbenzene-1,2-diamine (1.8 g, 35% yield) as a pale blue solid.

Synthesis of 1-(3-(tert-butyl)-5-((9-(1-(2,6-diisopropylphenyl)-1H-imidazol-2-yl)-9H-carbazol-2-yl)oxy)phenyl)-3-phenyl-1H-benzo[d]imidazol-3-ium chloride

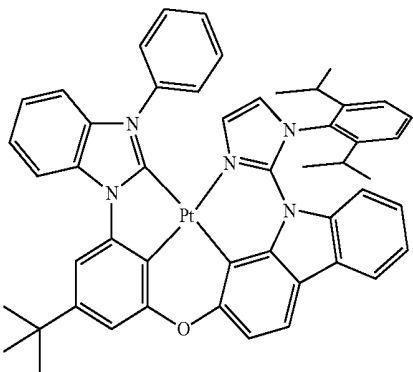
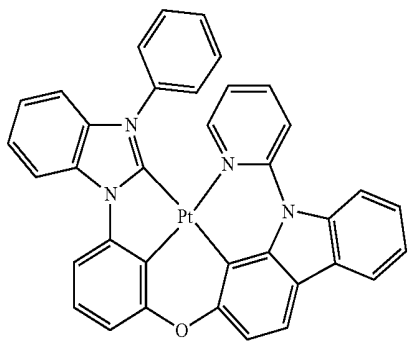
1-(3-(tert-butyl)-5-((9-(1-(2,6-diisopropylphenyl)-1H-imidazol-2-yl)-9H-carbazol-2-yl)oxy)phenyl)-3-phenyl-1H-benzo[d]imidazol-3-ium chloride (Compound J)

[0150] Crude N¹-(3-(tert-Butyl)-5-((9-(1-(2,6-diisopropylphenyl)-1H-imidazol-2-yl)-9H-carbazol-2-yl)oxy)phenyl)-N²-phenylbenzene-1,2-diamine (1.6 g, 1.92 mmol, 1.0 equiv) was dissolved in triethyl orthoformate (150 mL),

concentrated hydrochloric acid (13 mL) added, and the reaction mixture was heated at reflux for 3 hours. LCMS analysis showed complete conversion of the starting materials to desired product. The reaction mixture was cooled, and concentrated under reduced pressure. Toluene (100 mL) was added, and the mixture was reconcentrated. Diethyl ether (100 mL) was added, and the walls of the flask were scraped to remove all the precipitating product. The suspension was filtered to give ~1.5 g of ~96% pure material which was combined with ~200 mg of ~94% pure material from a

(1.01 g, 1.311 mmol) and silver oxide (0.152 g, 0.655 mmol) was stirred in 1,2-dichloroethane (15 mL) at R.T. overnight. After removing 1,2-dichloroethane, Pt(COD)Cl₂ (0.491 g, 1.311 mmol) was added and the reaction mixture was vacuumed and back-filled with nitrogen. 1,2-dichlorobenzene (15 mL) was added and heated at 203° C. over the weekend. Removed solvent and coated on celite and chromatographed on silica (120 g×7, DCM/Hep=2/1). The product was triturated in MeOH (cold) and dried in a vacuum oven (100 mg, 8.2% yield).

TABLE 1

Photophysical Data of Compound 124321			
Structure	λ_{max} in PMMA (nm)	τ at 77K (μs)	PLQY in PMMA
Compound 124321 (<i>(L_{A8411})Pt(L_{B4})</i>)	456	2.79	0.85
			
Comparative Example	455	2.3	0.48
			

previous run. The solid was dissolved in dichloromethane (7 mL) and this solution was added dropwise to rapidly stirring diethyl ether (200 mL). The suspension was stirred for 18 hours, filtered, and the solid thus obtained was dried in a vacuum oven at 60° C. for 8 hours to give 1-(3-(tert-butyl)-5-((9-(1-(2,6-diisopropylphenyl)-1H-imidazol-2-yl)-9H-carbazol-2-yl)oxy)phenyl)-3-phenyl-1H-benzo[d]imidazol-3-ium chloride (1.40 g, ~85% yield) as an off-white solid.

Synthesis of Compound 124321

Synthesis of Compound 124321

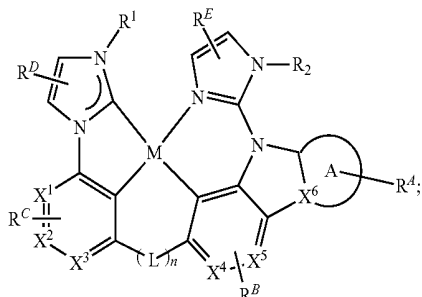
[0151] A mixture of 1-(3-(tert-butyl)-5-((9-(1-(2,6-diisopropylphenyl)-1H-imidazol-2-yl)-9H-carbazol-2-yl)oxy)phenyl)-3-phenyl-1H-benzo[d]imidazol-3-ium chloride

[0152] The inventive compound (Compound 124321) exhibits a deep-blue emission peaked at 456 nm in PMMA. Compound 124321 possesses a much higher PLQY of 0.85 as compared to 0.48 of Comparative Example. All data suggest that Compound 124321 is a very efficient deep-blue emitter which is suitable for realizing low power consumption deep-blue OLED.

[0153] It is understood that the various embodiments described herein are by way of example only, and are not intended to limit the scope of the invention. For example, many of the materials and structures described herein may be substituted with other materials and structures without deviating from the spirit of the invention. The present invention as claimed may therefore include variations from the particular examples and preferred embodiments described herein, as will be apparent to one of skill in the art. It is understood that various theories as to why the invention works are not intended to be limiting.

We claim:

1. A compound of Formula I



wherein M is Pt or Pd;

wherein ring A is a 5-membered or 6-membered aromatic ring;

wherein X¹ to X⁶ are each independently C or N, provided that X¹ to X³ are not all N;

wherein n is 0 or 1; when n is 1, L is present and selected from the group consisting of O, S, Se, NR, BR, CRR', SiRR', C=O, S=O, SO₂, NR—CRR', CRR'—CRR', SiRR'—SiRR', SiRR'—CRR'; when n is 0, L is not present;

wherein each R^A, R^B, R^C, R^D, and R^E independently represents mono to a maximum possible number of substitutions, or no substitution;

wherein each R¹, R², R, R', R^A, R^B, R^C, R^D, and R^E is independently a hydrogen or a substituent selected from the group consisting of deuterium, halogen, alkyl, cycloalkyl, heteroalkyl, heterocycloalkyl, arylalkyl, alkoxy, aryloxy, amino, silyl, alkenyl, cycloalkenyl, heteroalkenyl, alkynyl, aryl, heteroaryl, acyl, carboxylic acid, ether, ester, nitrile, isonitrile, sulfanyl, sulfinyl, sulfonyl, phosphino, and combinations thereof;

wherein R¹ can be joined with R^E; and

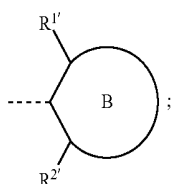
wherein any two substituents can be joined or fused together to form a ring.

2. The compound of claim 1, wherein each R¹, R², R, R', R^A, R^B, R^C, R^D, and R^E is independently a hydrogen or a substituent selected from the group consisting of deuterium, fluorine, alkyl, cycloalkyl, heteroalkyl, alkoxy, aryloxy, amino, silyl, alkenyl, cycloalkenyl, heteroalkenyl, aryl, heteroaryl, nitrile, isonitrile, sulfanyl, and combinations thereof.

3. The compound of claim 1, wherein X¹ to X⁵ are each C.

4. The compound of claim 1, wherein at least one of X¹ to X⁵ is N.

5. The compound of claim 1, wherein R² is



wherein each R¹' and R²' is independently a hydrogen or a substituent selected from the group consisting of

deuterium, halogen, alkyl, cycloalkyl, heteroalkyl, heterocycloalkyl, arylalkyl, alkoxy, aryloxy, amino, silyl, alkenyl, cycloalkenyl, heteroalkenyl, alkynyl, aryl, heteroaryl, acyl, carboxylic acid, ether, ester, nitrile, isonitrile, sulfanyl, sulfinyl, sulfonyl, phosphino, and combinations thereof;

wherein at least one of R¹' and R²' is not hydrogen or deuterium; and

wherein B is a 5-membered or 6-membered carbocyclic or heterocyclic ring that is optionally further substituted.

6. The compound of claim 1, wherein at least one of the following two conditions is true:

(1) two R^D are joined together to form a fused aromatic ring or rings, which can be further substituted; and

(2) two R^E are joined together to form a fused aromatic ring or rings, which can be further substituted.

7. The compound of claim 1, wherein at least one R^C is selected from the group consisting of aryl, alkyl, and combination thereof.

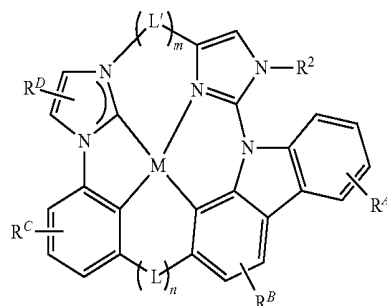
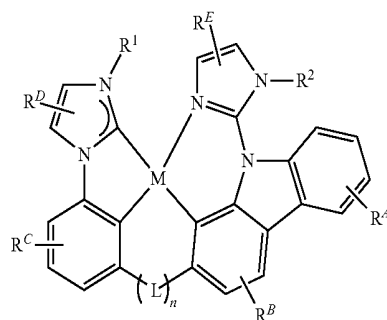
8. The compound of claim 1, wherein R¹ and R^E are joined to form a linker comprising one backbone atom, a linker comprising two backbone atoms, or a linker comprising three or more backbone atoms.

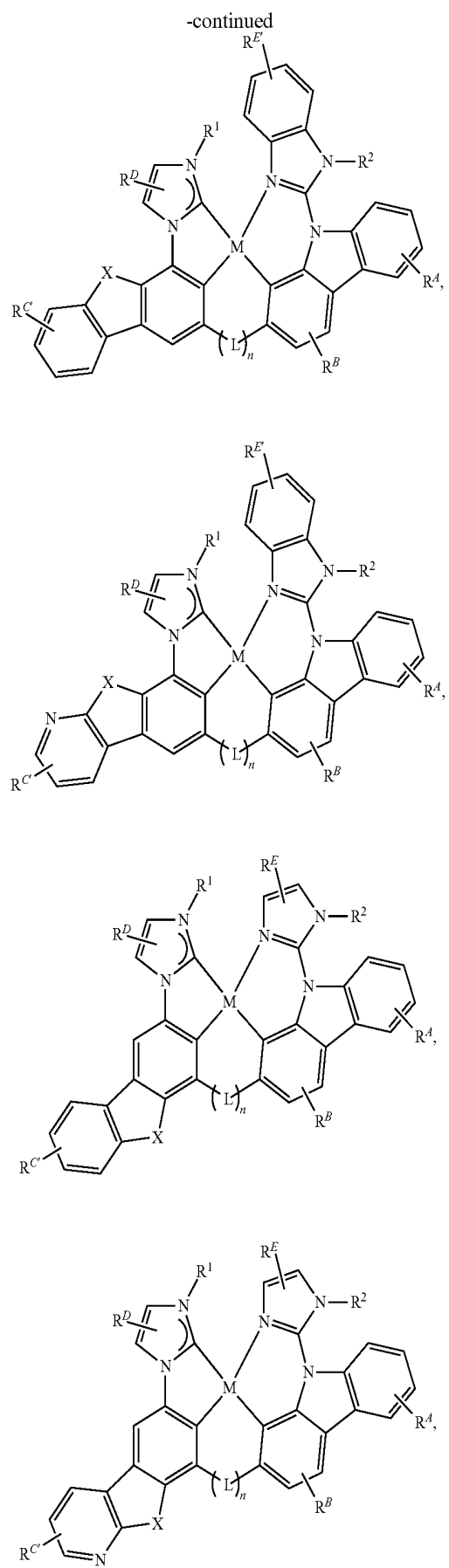
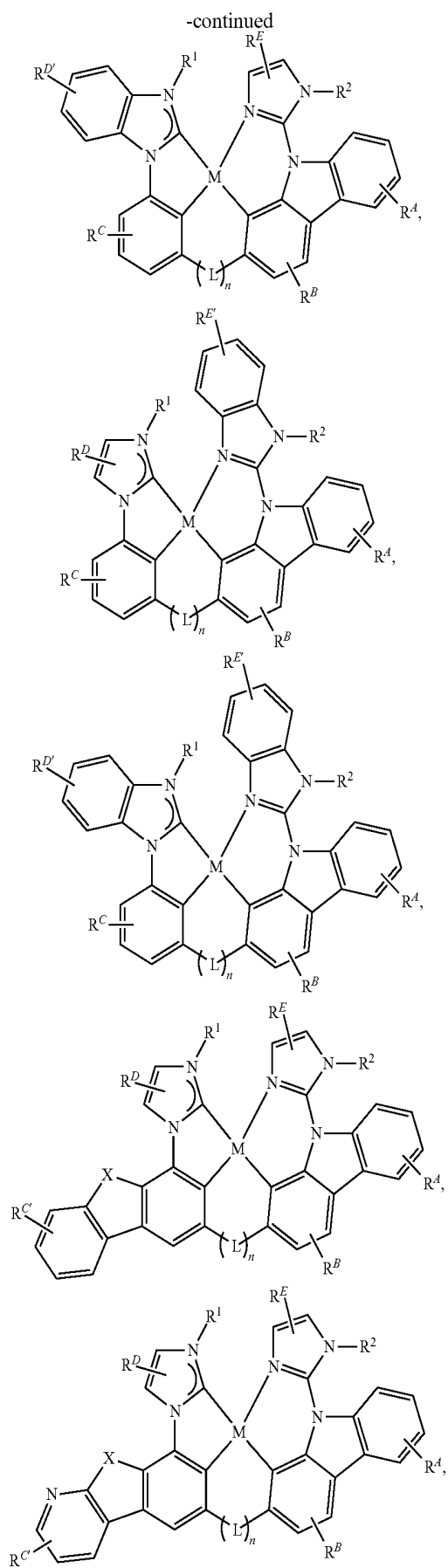
9. The compound of claim 1, wherein X⁶ is N.

10. The compound of claim 1, wherein X⁶ is C.

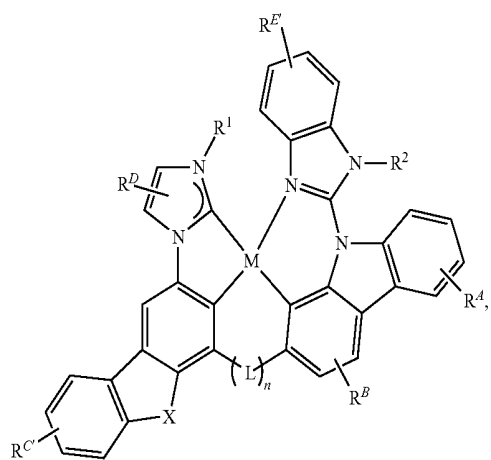
11. The compound of claim 1, wherein n is 1, and L is selected from the group consisting of O, S, NR, CRR', and SiRR'.

12. The compound of claim 1, wherein the compound is selected from the group consisting of:

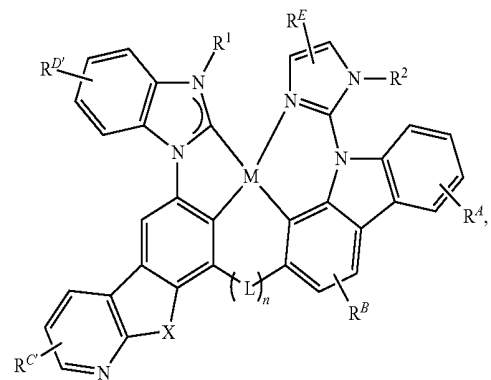
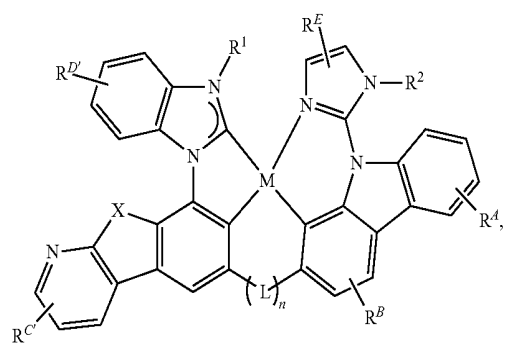
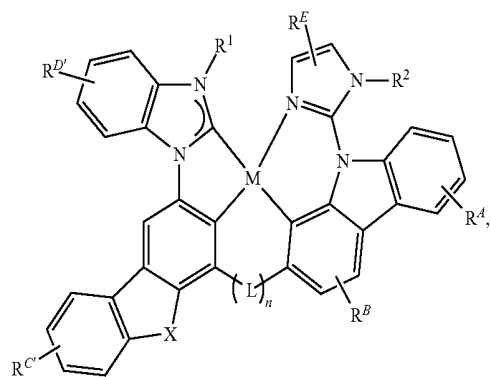
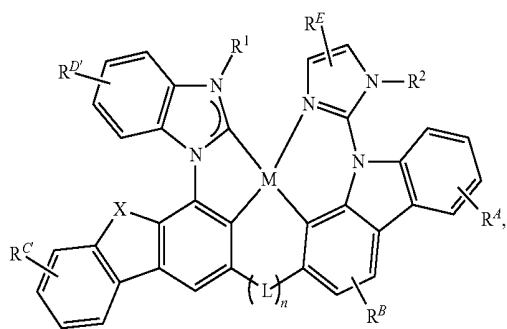
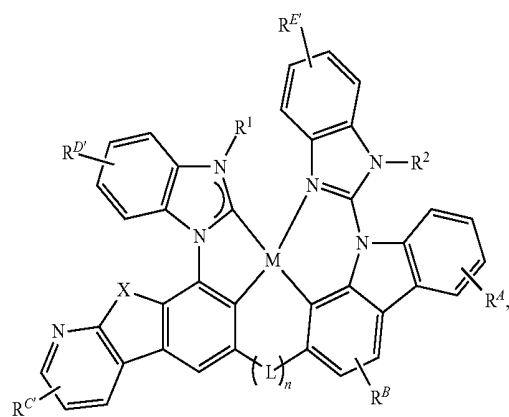
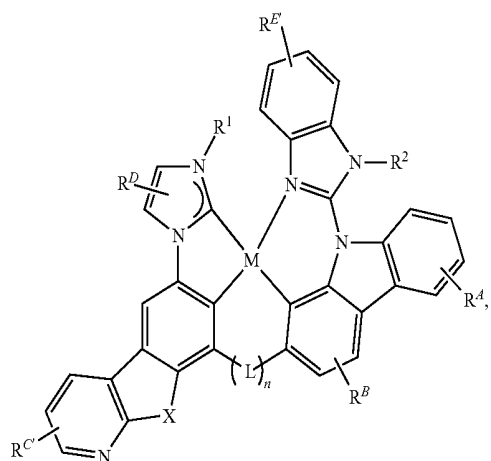
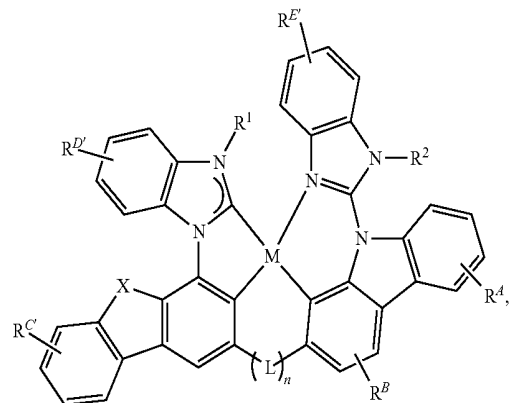




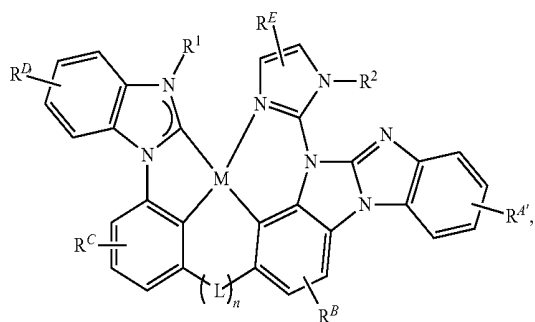
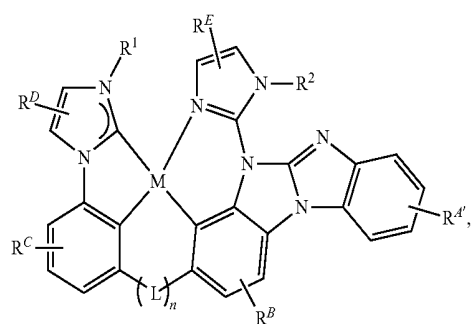
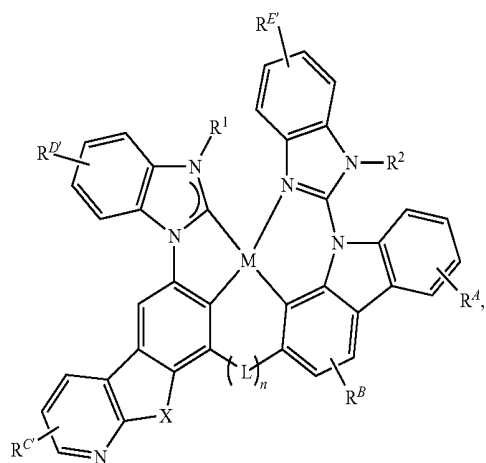
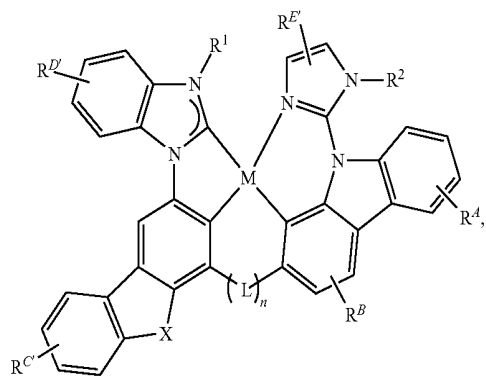
-continued



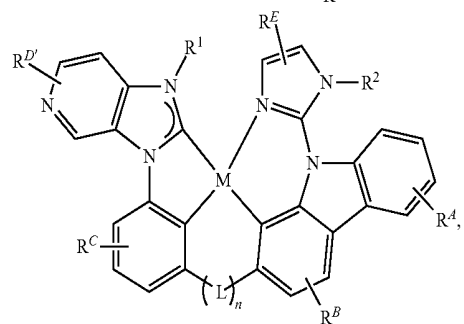
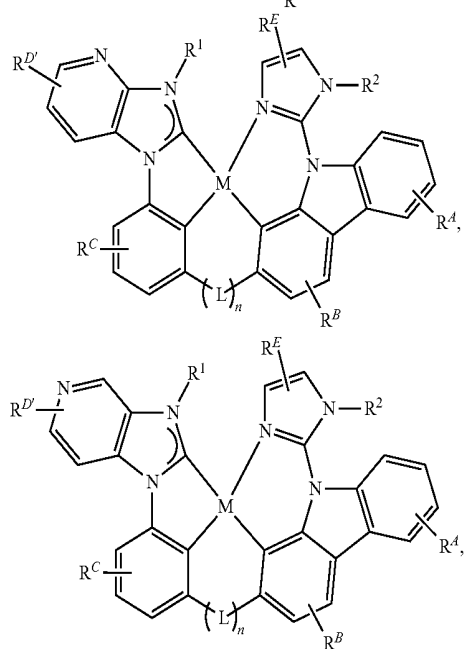
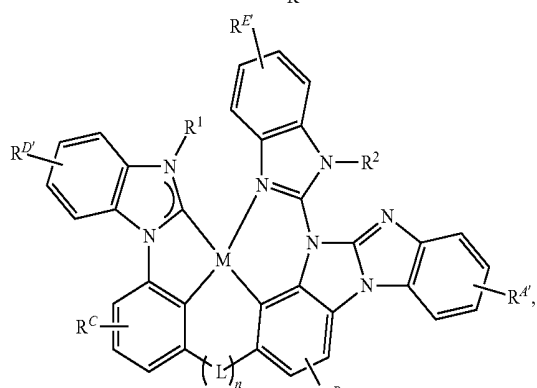
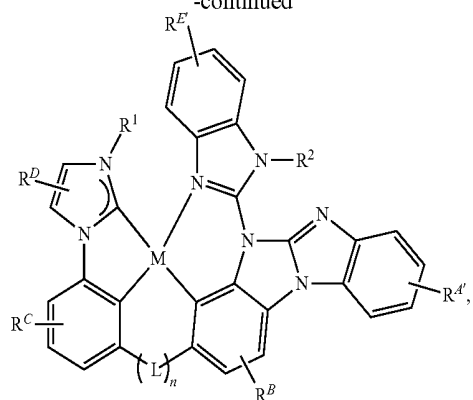
-continued



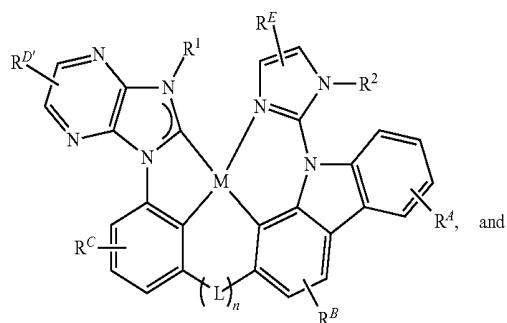
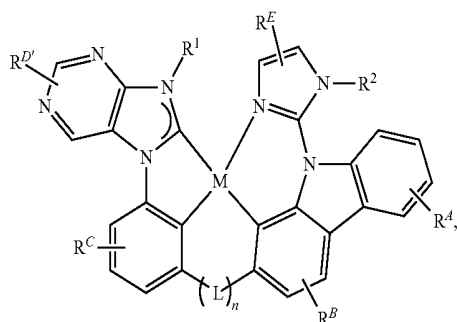
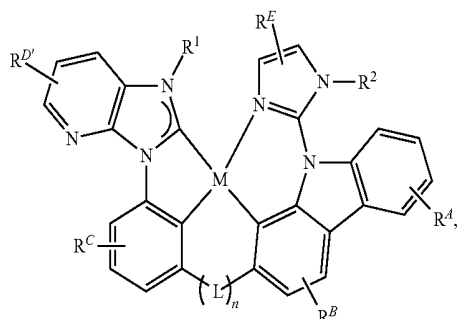
-continued



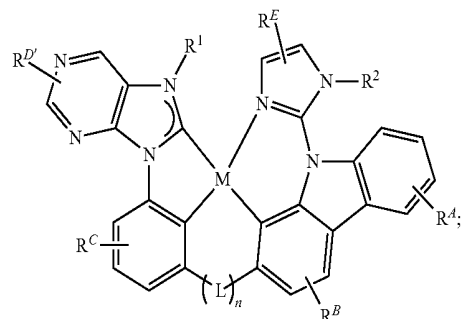
-continued



-continued



-continued



wherein each $R^{A'}$, $R^{C'}$, and $R^{D'}$ independently represents mono to a maximum possible number of substitutions, or no substitution;

wherein each $R^{A'}$, $R^{C'}$, and $R^{D'}$ is independently a hydrogen or a substituent selected from the group consisting of deuterium, halogen, alkyl, cycloalkyl, heteroalkyl, heterocycloalkyl, arylalkyl, alkoxy, aryloxy, amino, silyl, alkenyl, cycloalkenyl, heteroalkenyl, alkynyl, aryl, heteroaryl, acyl, carboxylic acid, ether, ester, nitrile, isonitrile, sulfanyl, sulfinyl, sulfonyl, phosphino, and combinations thereof;

wherein m is 0 or 1; when m is 1, L' is present and selected from the group consisting of O, S, Se, NR, BR, CRR', SiRR', C=O, S=O, SO₂, NR—CRR', CRR'—CRR', SiRR'—SiRR', SiRR'—CRR'; when m is 0, L' is not present; and

wherein any two substituents may be joined or fused together to form a ring.

13. The compound of claim 1, wherein the compound is one of Compound x having the formula $Pt(L_{Ay})(L_{Bz})$,

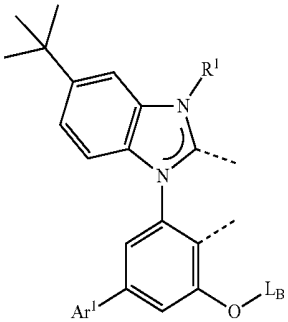
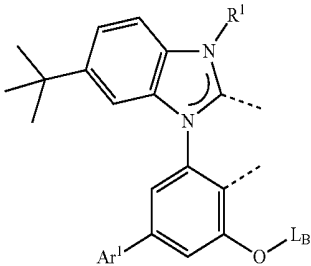
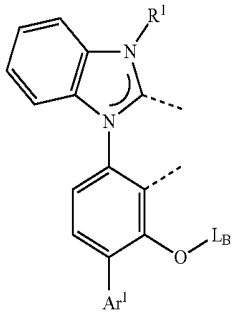
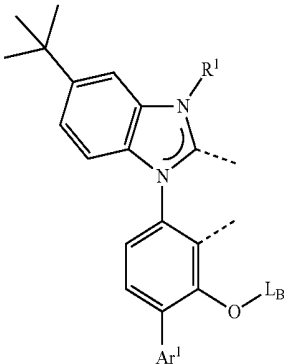
wherein x is an integer defined by $x=41160(z-1)+y$,

wherein y is an integer from 1 to 41160 and z is an integer from 1 to 560,

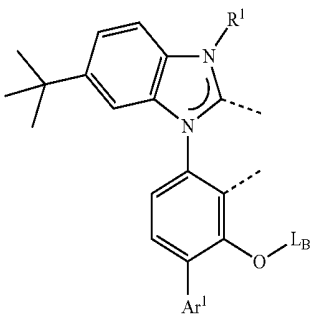
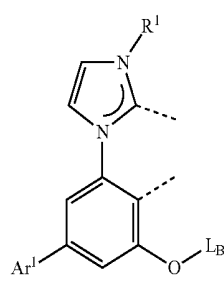
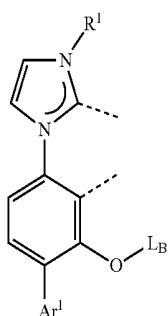
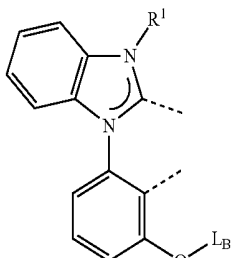
wherein L_{Ay} have the following structures:

Structure of L_{Ay}	y	Ar^1 , R^1
for L_{A1} to L_{A2100}	each of L_{Ay} has the structure	wherein $y = 70(i - 1) + k$, wherein i is an integer 1 to 30 and k is an integer from 1 to 70, and
		wherein $Ar^1 = Ai$ from and $R^1 = Rk$,

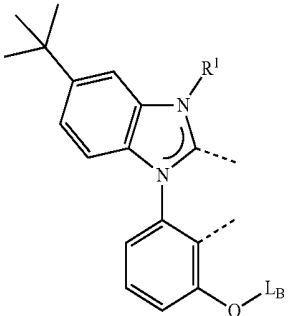
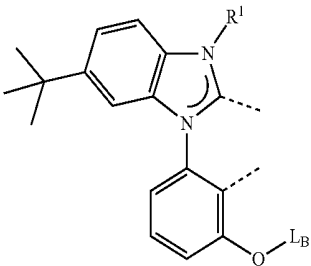
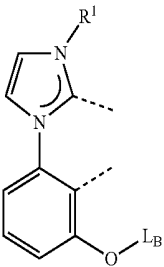
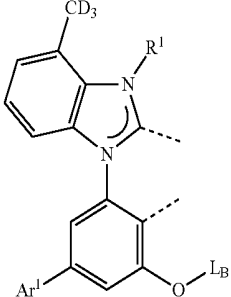
-continued

	Structure of L_{Ay}	y	Ar^1 , R^1
for $L_{A2101} - L_{A4200}$	each of L_{Ay} has the structure 	wherein $y = 70(i - 1) + k + 2100$, wherein i is an integer from 1 to 30 and k is an integer from 1 to 70, and	wherein $Ar^1 = Ai$ and $R^1 = Rk$,
for $L_{A4201} - L_{A6300}$	each of L_{Ay} has the structure 	wherein $y = 70(i - 1) + k + 4200$, wherein i is an integer from 1 to 30 and k is an integer from 1 to 70, and	wherein $Ar^1 = Ai$ and $R^1 = Rk$,
for $L_{A6301} - L_{A8400}$	each of L_{Ay} has the structure 	wherein $y = 70(i - 1) + k + 6300$, wherein i is an integer from 1 to 30 and k is an integer from 1 to 70, and	wherein $Ar^1 = Ai$ and $R^1 = Rk$,
for $L_{A8401} - L_{A10500}$	each of L_{Ay} has the structure 	wherein $y = 70(i - 1) + k + 8400$, wherein i is an integer from 1 to 30 and k is an integer from 1 to 70, and	wherein $Ar^1 = Ai$ and $R^1 = Rk$,

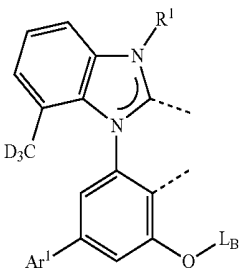
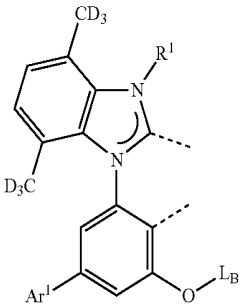
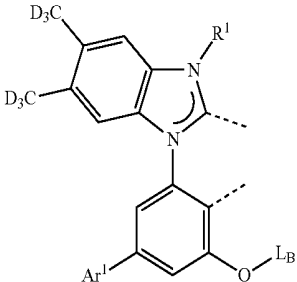
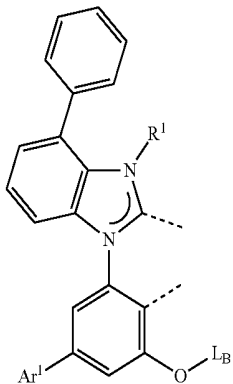
-continued

	Structure of L_{Ay}	y	Ar^1, R^1
for $L_{A10501} - L_{A12600}$	each of L_{Ay} has the structure 	wherein $y = 70(i - 1) + k + 10500$, wherein i is an integer from 1 to 30 and k is an integer from 1 to 70, and	wherein $Ar^1 = Ai$ and $R^1 = Rk$,
for $L_{A12601} - L_{A14700}$	each of L_{Ay} has the structure 	wherein $y = 70(i - 1) + k + 12600$, wherein i is an integer from 1 to 30 and k is an integer from 1 to 70, and	wherein $Ar^1 = Ai$ and $R^1 = Rk$,
for $L_{A14701} - L_{A16800}$	each of L_{Ay} has the structure 	wherein $y = 70(i - 1) + k + 14700$, wherein i is an integer from 1 to 30 and k is an integer from 1 to 70, and	wherein $Ar^1 = Ai$ and $R^1 = Rk$,
for $L_{A16801} - L_{A16870}$	each of L_{Ay} has the structure 	wherein $y = k + 16800$, wherein k is an integer from 1 to 70, and	wherein $R^1 = Rk$,

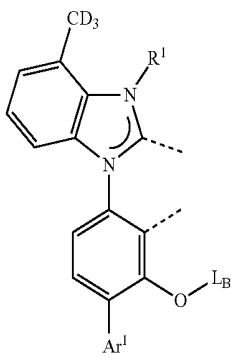
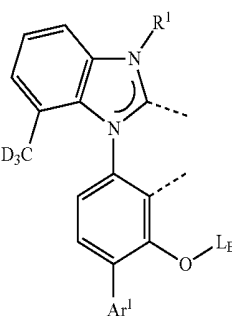
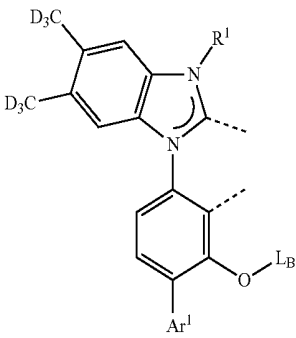
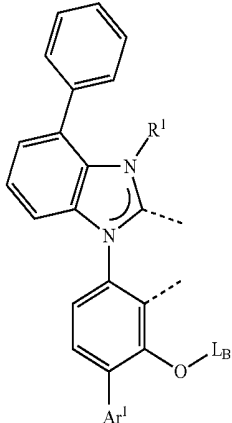
-continued

	Structure of L_{Ay}	y	Ar^1 , R^1
for L_{A16871} - L_{A16940}	each of L_{Ay} has the structure 	wherein $y = k + 16870$, wherein k is an integer from 1 to 70, and	wherein $R^1 = Rk$,
for L_{A16941} - L_{A17010}	each of L_{Ay} has the structure 	wherein $y = k + 16940$, wherein k is an integer from 1 to 70, and	wherein $R^1 = Rk$,
for L_{A17011} - L_{A17080}	each of L_{Ay} has the structure 	wherein $y = k + 17010$, wherein k is an integer from 1 to 70, and	wherein $R^1 = Rk$,
for L_{A17081} to L_{A19180}	each of L_{Ay} has the structure 	wherein $y = 70(i - 1) + k + 17080$, wherein i is an integer from 1 to 30 and k is an integer from 1 to 70, and	wherein $Ar^1 = Ai$ and $R^1 = Rk$,

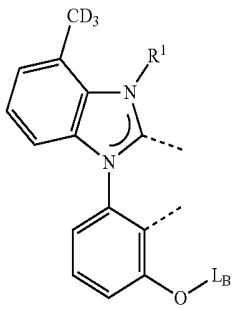
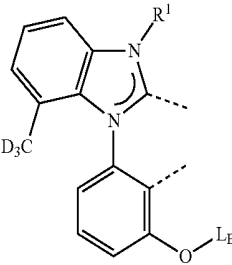
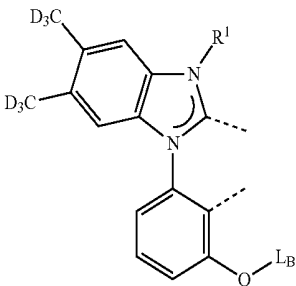
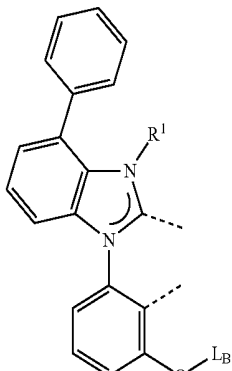
-continued

	Structure of L_{Ay}	y	Ar^1, R^1
for L_{A19181} to L_{A21280}	each of L_{Ay} has the structure 	wherein $y = 70(i - 1) + k + 19180$, wherein i is an integer from 1 to 30 and k is an integer from 1 to 70, and	wherein $Ar^1 = Ai$ and $R^1 = Rk$,
for L_{A21281} to L_{A23380}	each of L_{Ay} has the structure 	wherein $y = 100(i - 1) + k + 21280$, wherein i is an integer from 1 to 30 and k is an integer from 1 to 70, and	wherein $Ar^1 = Ai$ and $R^1 = Rk$,
for L_{A23381} to L_{A25480}	each of L_{Ay} has the structure 	wherein $y = 100(i - 1) + k + 23380$, wherein i is an integer from 1 to 30 and k is an integer from 1 to 70, and	wherein $Ar^1 = Ai$ and $R^1 = Rk$,
for L_{A25481} to L_{A27580}	each of L_{Ay} has the structure 	wherein $y = 100(i - 1) + k + 25480$, wherein i is an integer from 1 to 30 and k is an integer from 1 to 70, and	wherein $Ar^1 = Ai$ and $R^1 = Rk$,

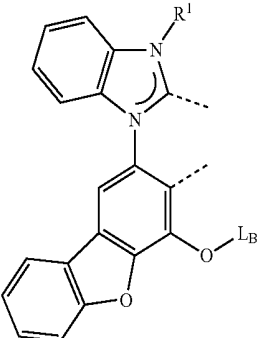
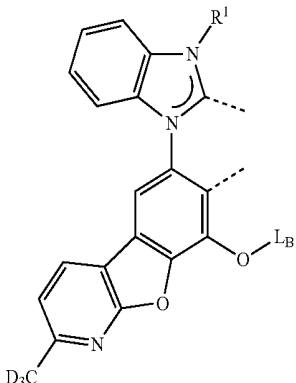
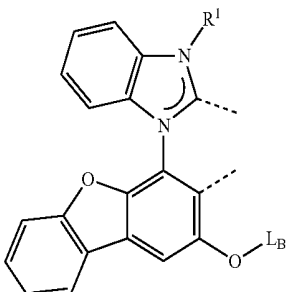
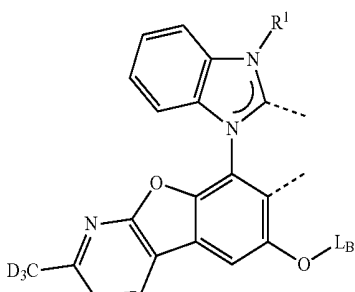
-continued

	Structure of L_{Ay}	y	Ar^1, R^1
for L_{A27581} to L_{A29680}	<p>each of L_{Ay} has the structure</p> 	<p>wherein $y = 100(i - 1) + k + 27580$, wherein i is an integer from 1 to 30 and k is an integer from 1 to 70, and</p>	<p>wherein $Ar^1 = Ai$ and $R^1 = Rk$,</p>
for L_{A29681} to L_{A31780}	<p>each of L_{Ay} has the structure</p> 	<p>wherein $y = 100(i - 1) + k + 29680$, wherein i is an integer from 1 to 30 and k is an integer from 1 to 70, and</p>	<p>wherein $Ar^1 = Ai$ and $R^1 = Rk$,</p>
for L_{A31781} to L_{A33880}	<p>each of L_{Ay} has the structure</p> 	<p>wherein $y = 100(i - 1) + k + 31780$, wherein i is an integer from 1 to 30 and k is an integer from 1 to 70, and</p>	<p>wherein $Ar^1 = Ai$ and $R^1 = Rk$,</p>
for L_{A33881} to L_{A35980}	<p>each of L_{Ay} has the structure</p> 	<p>wherein $y = 100(i - 1) + k + 33880$, wherein i is an integer from 1 to 30 and k is an integer from 1 to 70, and</p>	<p>wherein $Ar^1 = Ai$ and $R^1 = Rk$,</p>

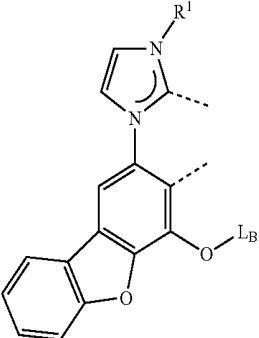
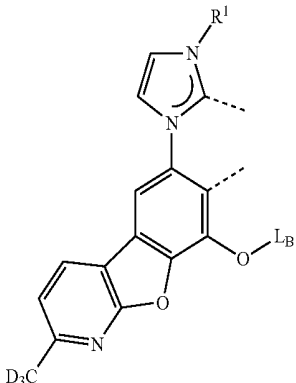
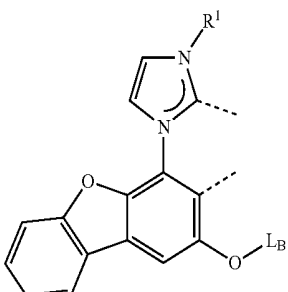
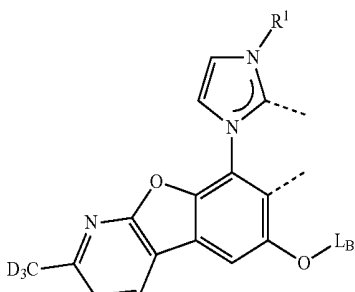
-continued

	Structure of L_{Ay}	y	Ar^1 , R^1
for L_{A35981} to L_{A36050}	each of L_{Ay} has the structure 	wherein $y = k + 35980$, wherein k is an integer from 1 to 70, and	wherein $R^1 = Rk$,
for L_{A36051} to L_{A36120}	each of L_{Ay} has the structure 	wherein $y = k + 36050$, wherein k is an integer from 1 to 70, and	wherein $R^1 = Rk$,
for L_{A36121} to L_{A36190}	each of L_{Ay} has the structure 	wherein $y = k + 36120$, wherein k is an integer from 1 to 70, and	wherein $R^1 = Rk$,
for L_{A36191} to L_{A36260}	each of L_{Ay} has the structure 	wherein $y = k + 36190$, wherein k is an integer from 1 to 70, and	wherein $R^1 = Rk$,

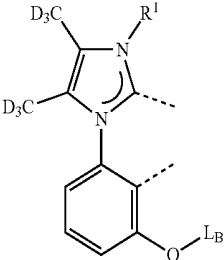
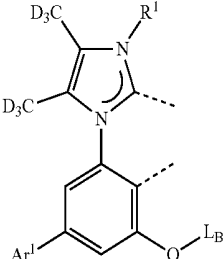
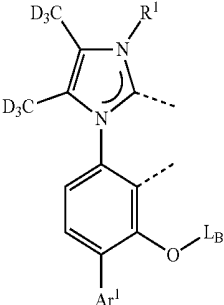
-continued

	Structure of L_{Ay}	y	Ar^1, R^1
for L_{436261} to L_{436330}	each of L_{Ay} has the structure 	wherein $y = k + 36260$, wherein k is an integer from 1 to 70, and	wherein $R^1 = Rk$,
for L_{436331} to L_{436470}	each of L_{Ay} has the structure 	wherein $y = k + 36330$, wherein k is an integer from 1 to 70, and	wherein $R^1 = Rk$,
for L_{436471} to L_{436540}	each of L_{Ay} has the structure 	wherein $y = k + 36470$, wherein k is an integer from 1 to 70, and	wherein $R^1 = Rk$,
for L_{436541} to L_{436610}	each of L_{Ay} has the structure 	wherein $y = k + 36540$, wherein k is an integer from 1 to 70, and	wherein $R^1 = Rk$,

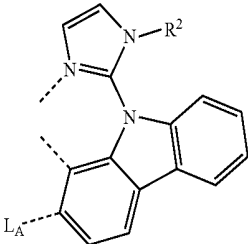
-continued

	Structure of L_{Ay}	y	Ar^1, R^1
for L_{436611} to L_{436680}	each of L_{Ay} has the structure 	wherein $y = k + 36610$, wherein k is an integer from 1 to 70, and	wherein $R^1 = Rk$,
for L_{436681} to L_{436750}	each of L_{Ay} has the structure 	wherein $y = k + 36680$, wherein k is an integer from 1 to 70, and	wherein $R^1 = Rk$,
for L_{436751} to L_{436820}	each of L_{Ay} has the structure 	wherein $y = k + 36750$, wherein k is an integer from 1 to 70, and	wherein $R^1 = Rk$,
for L_{436821} to L_{436890}	each of L_{Ay} has the structure 	wherein $y = k + 36820$, wherein k is an integer from 1 to 70, and	wherein $R^1 = Rk$,

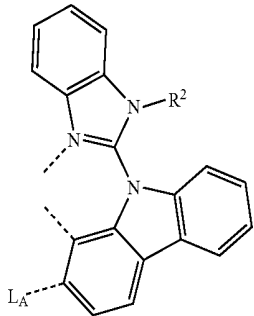
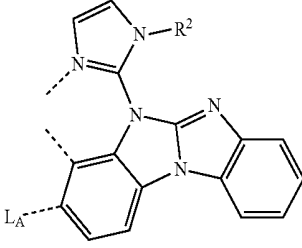
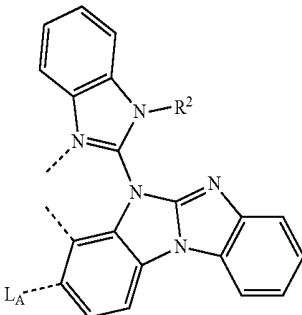
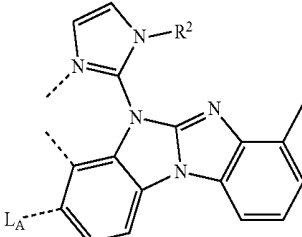
-continued

	Structure of L_{Ay}	y	Ar^1, R^1
for $L_{A36891} - L_{A36960}$	each of L_{Ay} has the structure 	wherein $y = k + 36890$, wherein k is an integer from 1 to 70, and	wherein $R^1 = Rk$,
for $L_{A36961} - L_{A39060}$	each of L_{Ay} has the structure 	wherein $y = 30(i - 1) + k + 36960$, wherein i is an integer from 1 to 30 and k is an integer from 1 to 70, and	wherein $Ar^1 = Ai$ and $R^1 = Rk$,
for $L_{A39061} - L_{A41160}$	each of L_{Ay} has the structure 	wherein $y = 30(i - 1) + k + 39060$, wherein i is an integer from 1 to 30 and k is an integer from 1 to 70, and	wherein $Ar^1 = Ai$ and $R^1 = Rk$,

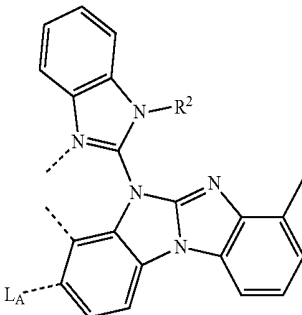
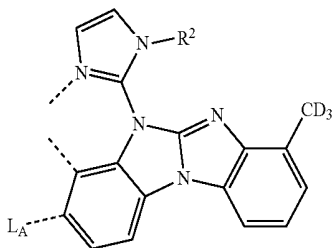
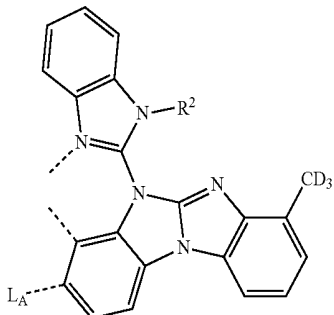
wherein L_{Bz} has the following structures:

	Structure of L_{Bz}	z	R^2
for $L_{B1} - L_{B70}$	each of L_{Bz} has the structure 	wherein $z = j$, wherein j is an integer from 1 to 70, and	wherein $R^2 = Rj$,

-continued

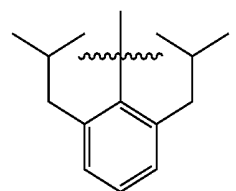
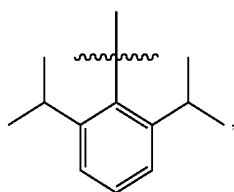
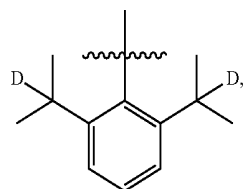
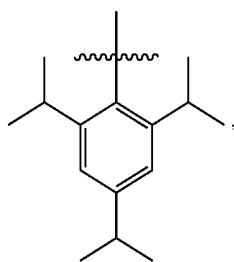
	Structure of L_{Bz}	z	R^2
for $L_{B71} - L_{B140}$	each of L_{Bz} has the structure 	wherein $z = j + 70$, wherein j is an integer from 1 to 70, and	wherein $R^2 = R_j$,
for $L_{B141} - L_{B210}$	each of L_{Bz} has the structure 	wherein $z = j + 140$, wherein j is an integer from 1 to 70, and	wherein $R^2 = R_j$,
for $L_{B211} - L_{B280}$	each of L_{Bz} has the structure 	wherein $z = j + 210$, wherein j is an integer from 1 to 70, and	wherein $R^2 = R_j$,
for $L_{B281} - L_{B350}$	each of L_{Bz} has the structure 	wherein $z = j + 280$, wherein j is an integer from 1 to 70, and	wherein $R^2 = R_j$,

-continued

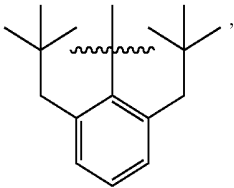
	Structure of L_{Bz}	z	R^2
for $L_{B351} - L_{B420}$	each of L_{Bz} has the structure 	wherein $z = j + 350$, wherein j is an integer from 1 to 70, and	wherein $R^2 = R_j$,
for $L_{B421} - L_{B490}$	each of L_{Bz} has the structure 	wherein $z = j + 420$, wherein j is an integer from 1 to 70, and	wherein $R^2 = R_j$,
for $L_{B491} - L_{B560}$	each of L_{Bz} has the structure 	wherein $z = j + 490$, wherein j is an integer from 1 to 70, and	wherein $R^2 = R_j$,

wherein A1 to A30 have the following structures:

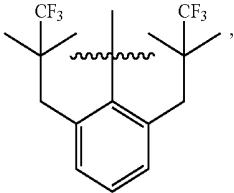
-continued



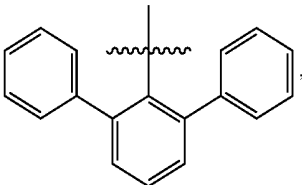
-continued



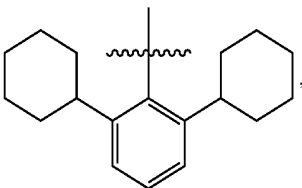
A5



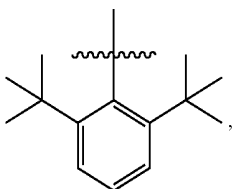
A6



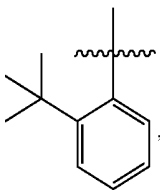
A7



A8



A9



A10

Me,

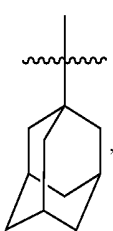
A11

iPr,

A12

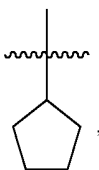
tBu,

A13

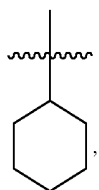


A14

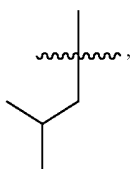
-continued



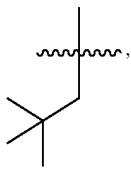
A15



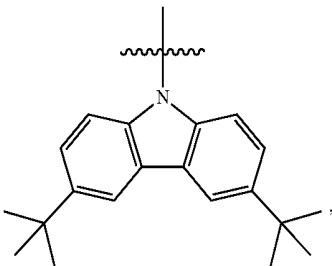
A16



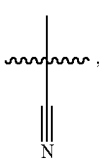
A17



A18



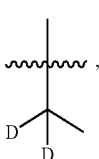
A19



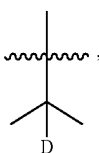
A20

CD₃,

A21

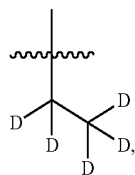


A22

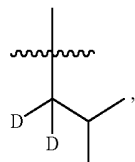


A23

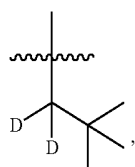
-continued



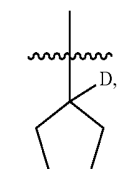
A24



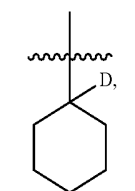
A25



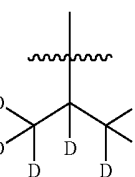
A26



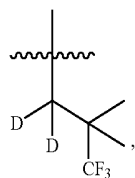
A27



A28

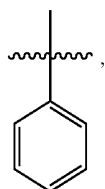


A29



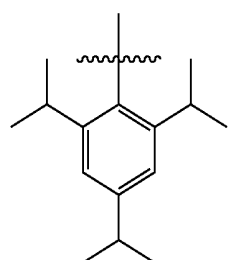
A30

and wherein R1 to R70 have the following structures:

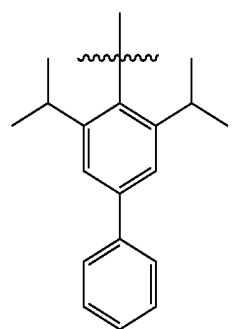


R1

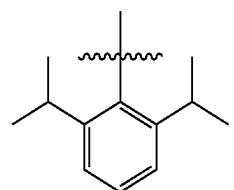
-continued



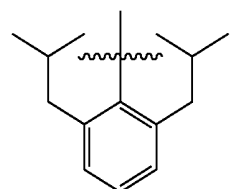
R2



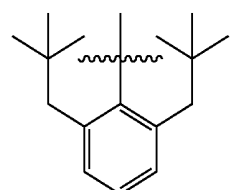
R3



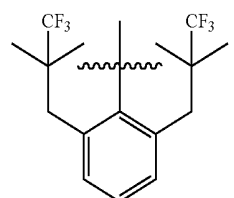
R4



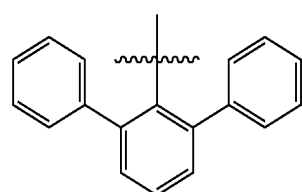
R5



R6

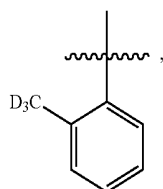
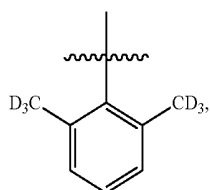
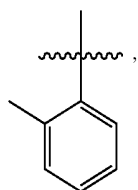
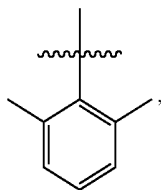
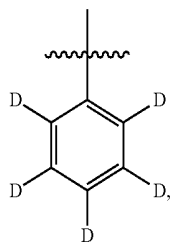
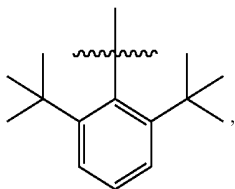
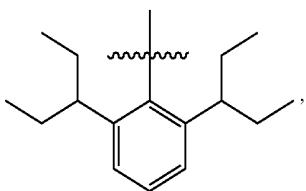
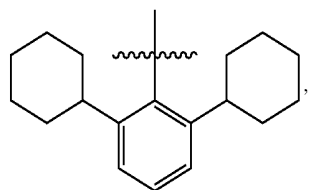


R7



R8

-continued



R9

R10

R11

R12

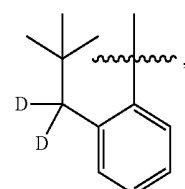
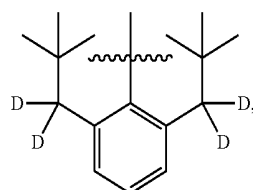
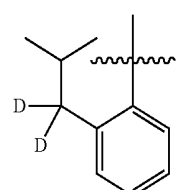
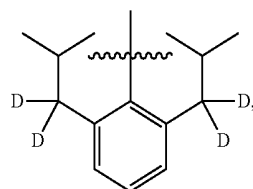
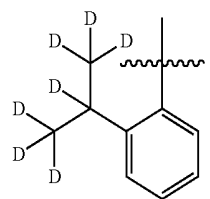
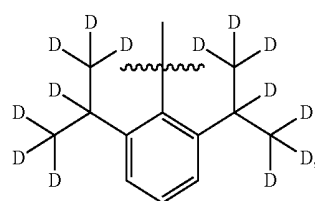
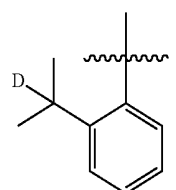
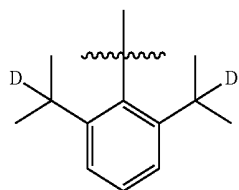
R13

R14

R15

R16

-continued



R17

R18

R19

R20

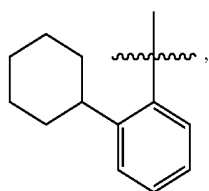
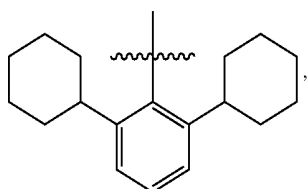
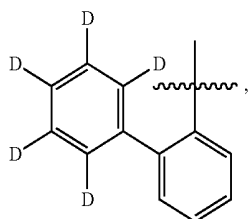
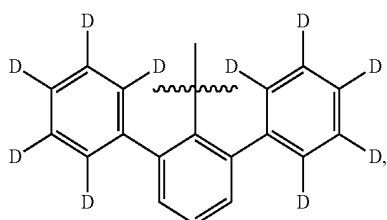
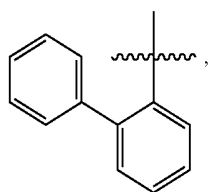
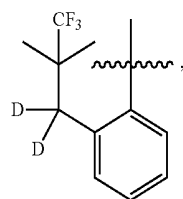
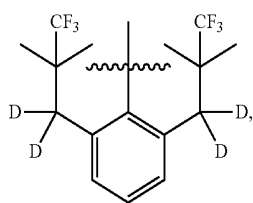
R21

R22

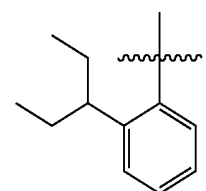
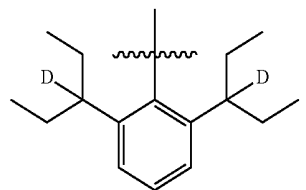
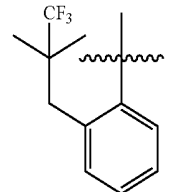
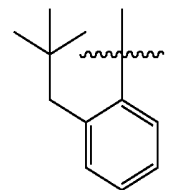
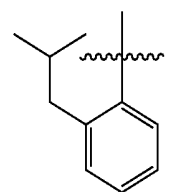
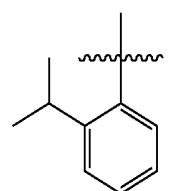
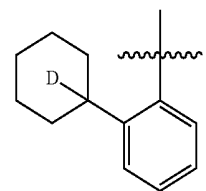
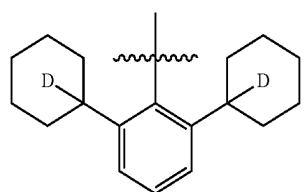
R23

R24

-continued



-continued



R25

R32

R26

R33

R27

R34

R28

R35

R29

R36

R30

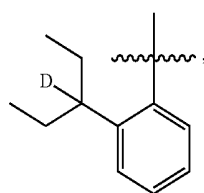
R37

R31

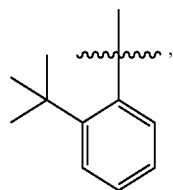
R38

R39

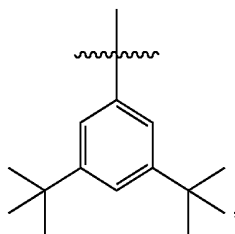
-continued



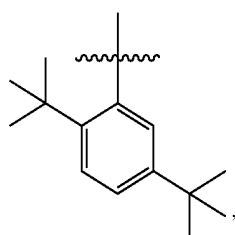
R40



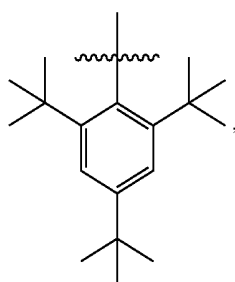
R41



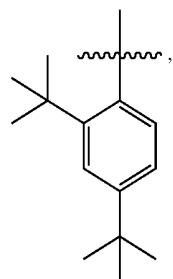
R42



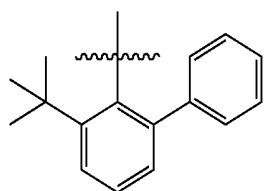
R43



R44

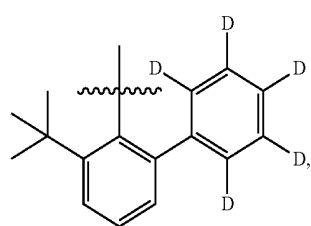


R45

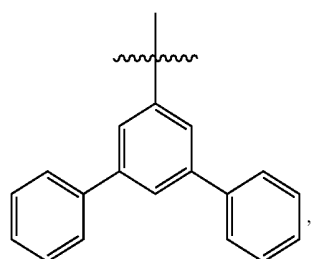


R46

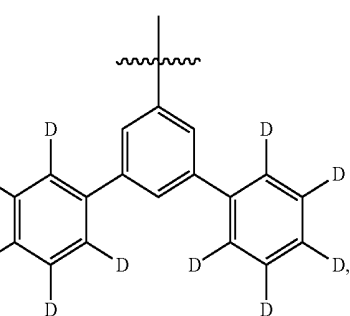
-continued



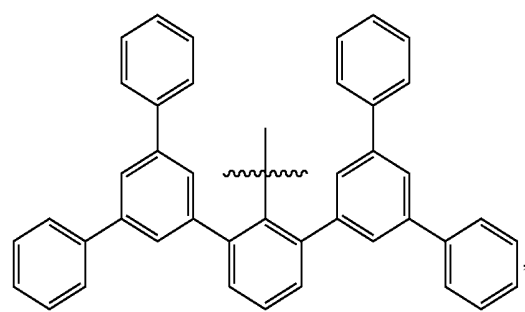
R47



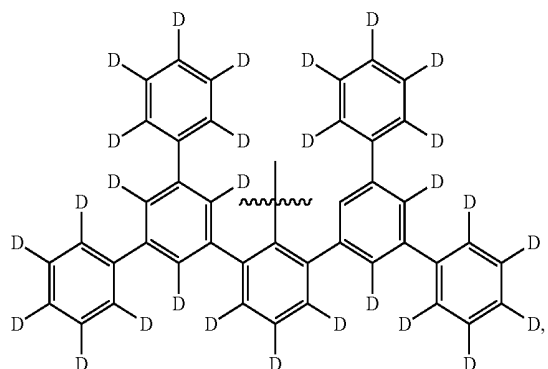
R48



R49

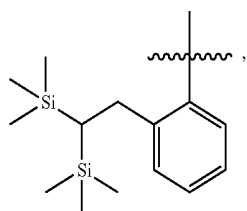
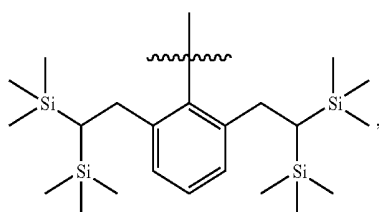
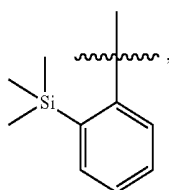
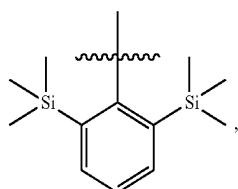
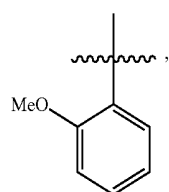
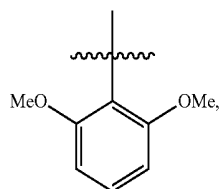
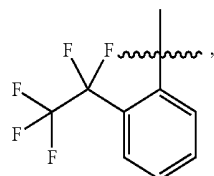
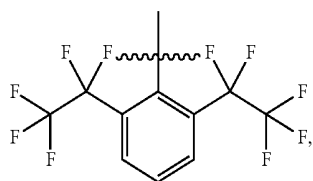


R50

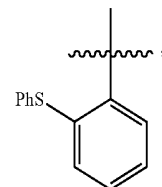
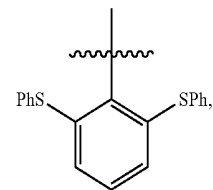
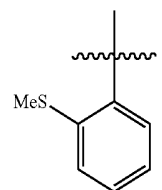
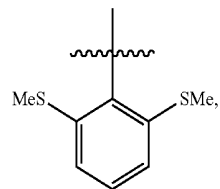
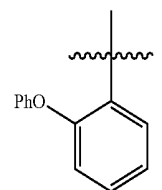
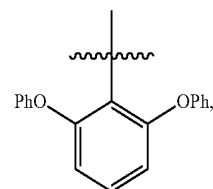
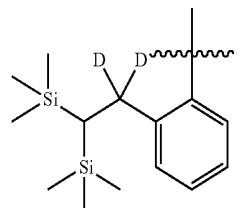
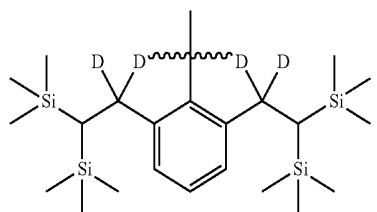


R51

-continued



-continued



R52

R53

R54

R55

R56

R57

R58

R59

R60

R61

R62

R63

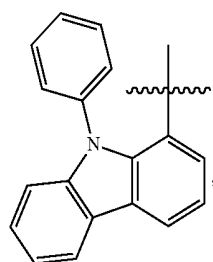
R64

R65

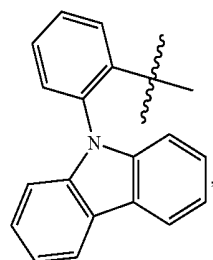
R66

R67

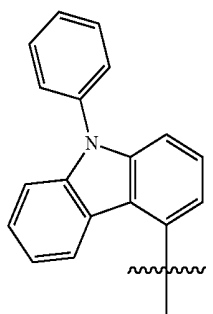
-continued



R68

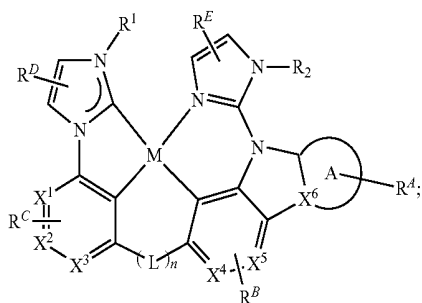


R69



R70

14. An organic light emitting device (OLED) comprising:
an anode;
a cathode; and
an organic layer, disposed between the anode and the cathode, comprising a compound of Formula I



wherein M is Pt or Pd;
wherein ring A is a 5-membered or 6-membered aromatic ring;
wherein X^1 to X^6 are each independently C or N, provided that X^1 to X^3 are not all N;
wherein n is 0 or 1; when n is 1, L is present and selected from the group consisting of O, S, Se, NR, BR, CRR', SiRR', C=O, S=O, SO₂, NR—CRR', CRR'—CRR', SiRR'—SiRR', SiRR'—CRR'; when n is 0, L is not present;

wherein each R^A , R^B , R^C , R^D , and R^E independently represents mono to a maximum possible number of substitutions, or no substitution;

wherein each R^1 , R^2 , R , R' , R^A , R^B , R^C , R^D , and R^E is independently a hydrogen or a substituent selected from the group consisting of deuterium, halogen, alkyl, cycloalkyl, heteroalkyl, heterocycloalkyl, arylalkyl, alkoxy, aryloxy, amino, silyl, alkenyl, cycloalkenyl, heteroalkenyl, alkynyl, aryl, heteroaryl, acyl, carboxylic acid, ether, ester, nitrile, isonitrile, sulfonyl, sulfinyl, sulfonyl, phosphino, and combinations thereof;

wherein R^1 can be joined with R^E ; and

wherein any two substituents can be joined or fused together to form a ring.

15. The OLED of claim 14, wherein the organic layer further comprises a host, wherein host comprises at least one chemical group selected from the group consisting of triphenylene, carbazole, dibenzothiphenene, dibenzofuran, dibenzoselenophene, azatriphenylene, azacarbazole, aza-dibenzothiophene, aza-dibenzofuran, and aza-dibenzoselenophene.

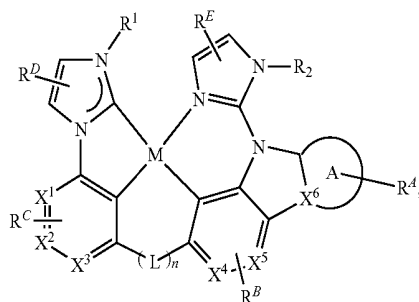
16. The OLED of claim 14, wherein the compound is a sensitizer and the OLED further comprises an acceptor; and wherein the acceptor is selected from the group consisting of fluorescent emitter, delayed fluorescence emitter, and combination thereof.

17. A consumer product comprising an organic light-emitting device (OLED) comprising:

an anode;

a cathode; and

an organic layer, disposed between the anode and the cathode, comprising a compound of Formula I



wherein M is Pt or Pd;

wherein ring A is a 5-membered or 6-membered aromatic ring;

wherein X^1 to X^6 are each independently C or N, provided that X^1 to X^3 are not all N;

wherein n is 0 or 1; when n is 1, L is present and selected from the group consisting of O, S, Se, NR, BR, CRR', SiRR', C=O, S=O, SO₂, NR—CRR', CRR'—CRR', SiRR'—SiRR', SiRR'—CRR'; when n is 0, L is not present;

wherein each R^A , R^B , R^C , R^D , and R^E independently represents mono to a maximum possible number of substitutions, or no substitution;

wherein each R^1 , R^2 , R , R' , R^A , R^B , R^C , R^D , and R^E is independently a hydrogen or a substituent selected from the group consisting of deuterium, halogen, alkyl, cycloalkyl, heteroalkyl, heterocycloalkyl, arylalkyl, alkoxy, aryloxy, amino, silyl, alkenyl, cycloalkenyl, heteroalkenyl, alkynyl, aryl, heteroaryl, acyl, carbox-

ylic acid, ether, ester, nitrile, isonitrile, sulfanyl, sulfinyl, sulfonyl, phosphino, and combinations thereof;

wherein R^1 can be joined with R^E ; and

wherein any two substituents can be joined or fused together to form a ring.

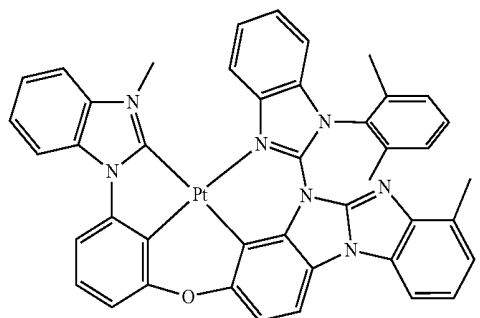
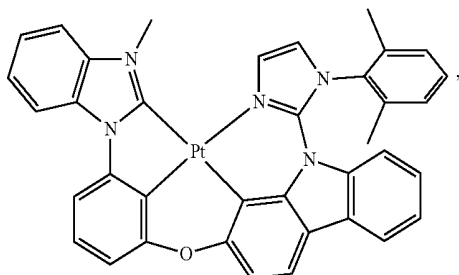
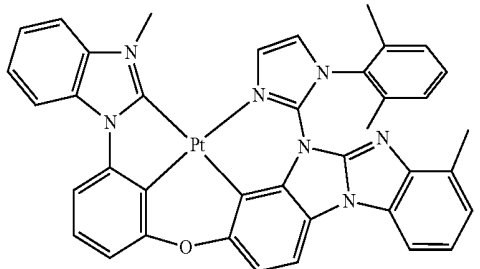
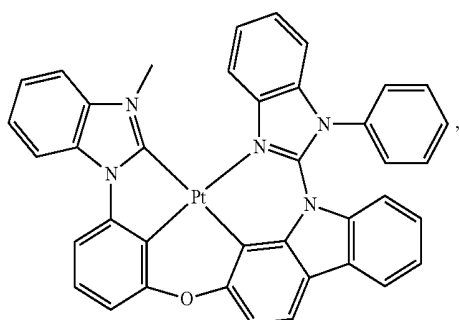
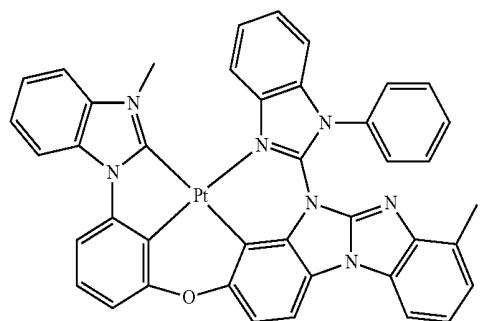
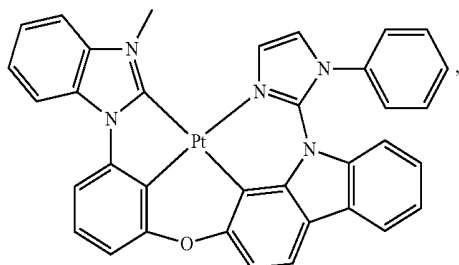
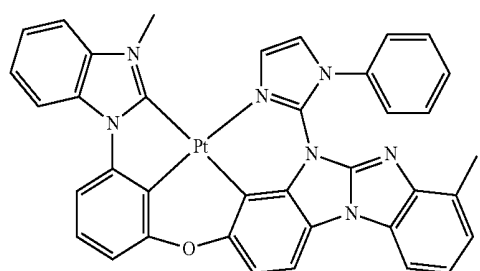
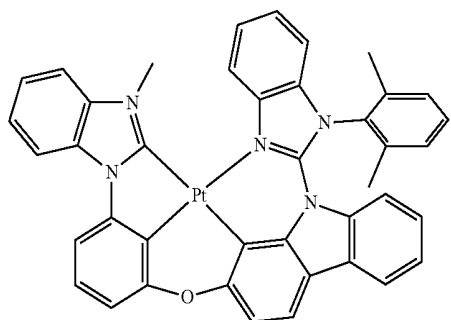
18. The compound of claim 1, wherein at least one of R^1 , R^2 , R , R' , R^A , R^B , R^C , R^D , and R^E comprises a chemical group containing at least three 6-membered aromatic rings that are not fused next to each other.

19. The compound of claim 13, wherein the compound is selected from the group consisting of those compounds among Compound x having the formula $Pt(L_{Ay})(L_{Bz})$, in which the variable A_i in the definition for the ligand L_{Ay} is one of A1, A2, A3, A7, A10, A11, A12, A13, A19, A20, A21, A23, and A29, or

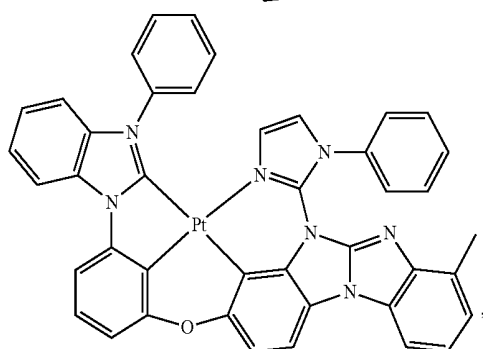
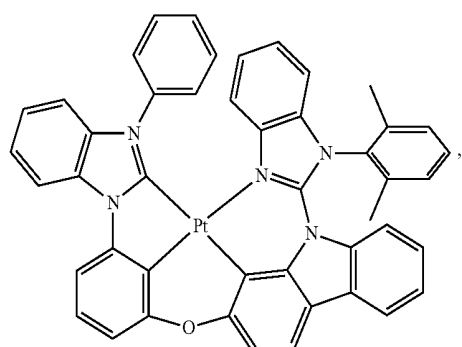
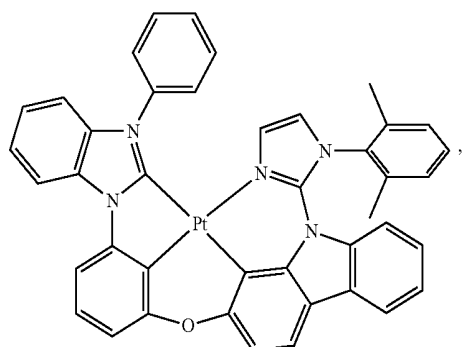
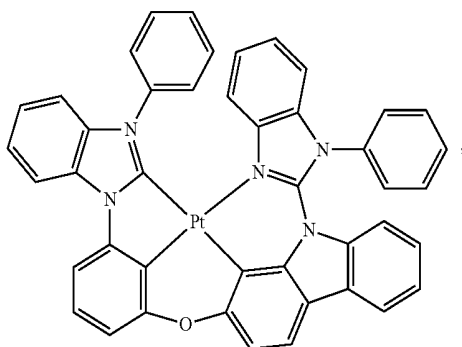
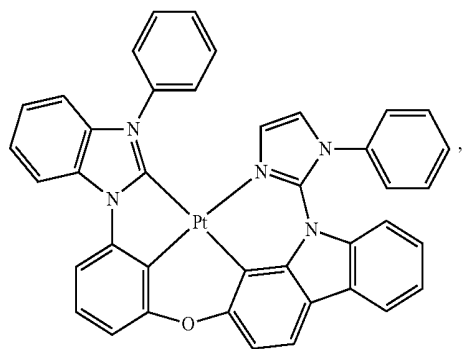
the compound is selected from the group consisting of those compounds among Compound x having the formula $Pt(L_{Ay})(L_{Bz})$, in which the variable R^1 in the definition for the ligand L_{Ay} is one of R1, R2, R3, R4, R8, R12, R13, R14, R15, R16, R17, R18, R19, R20, R27, R28, R29, R34, R41, R42, R48, R49, R68, R69, and R70.

20. The compound of claim 1, wherein the compound is selected from the group consisting of

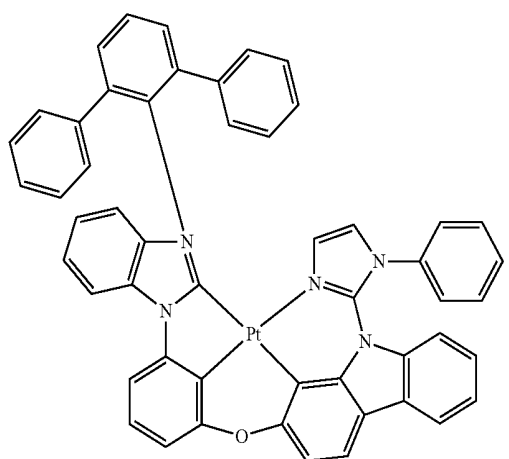
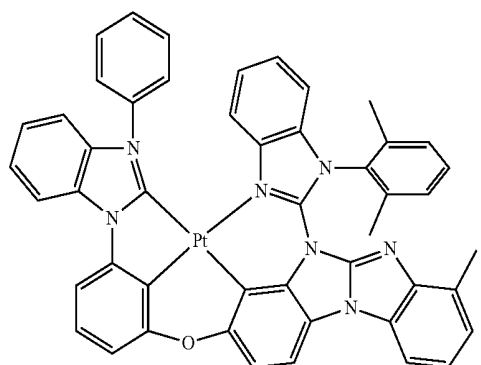
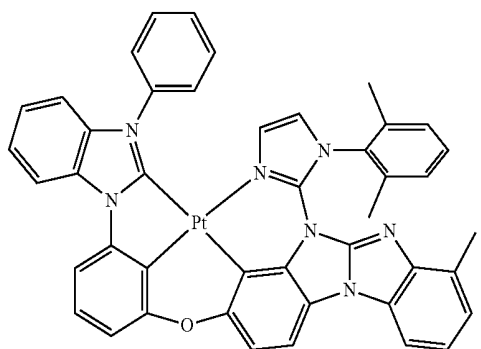
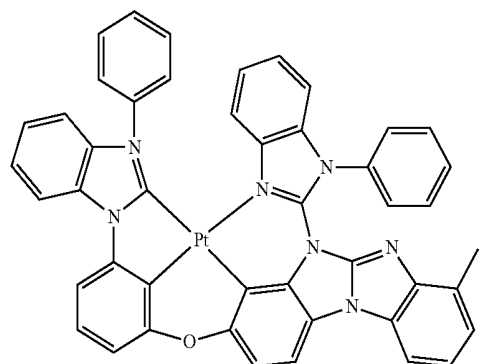
-continued



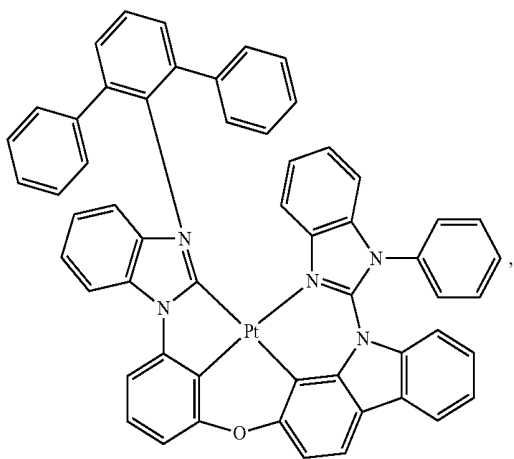
-continued



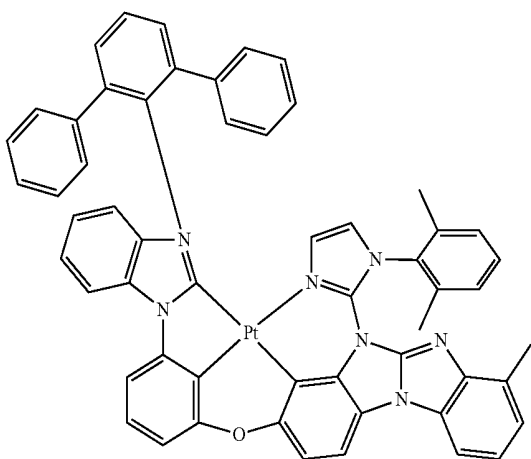
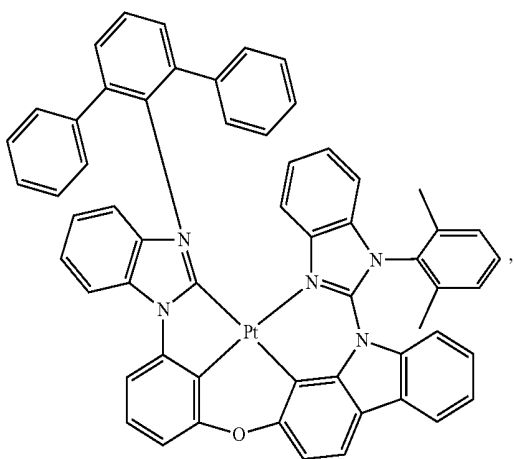
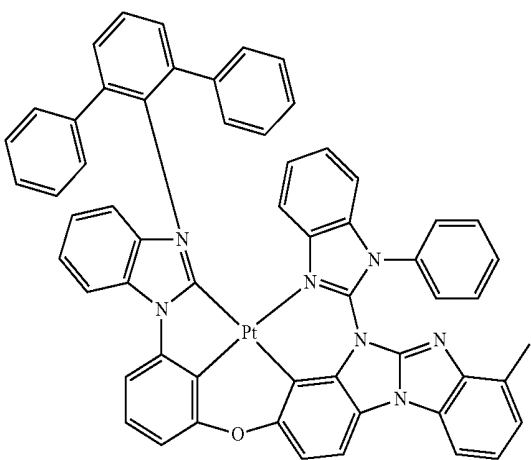
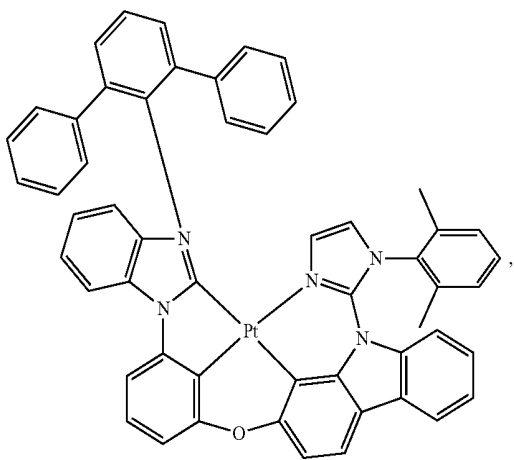
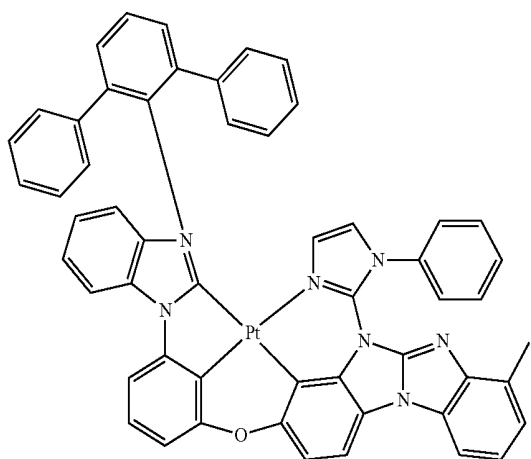
-continued



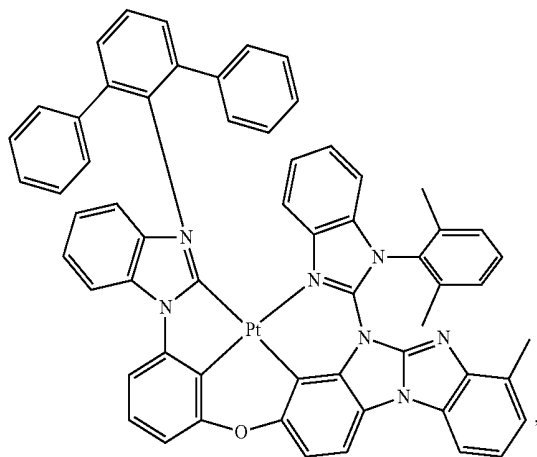
-continued



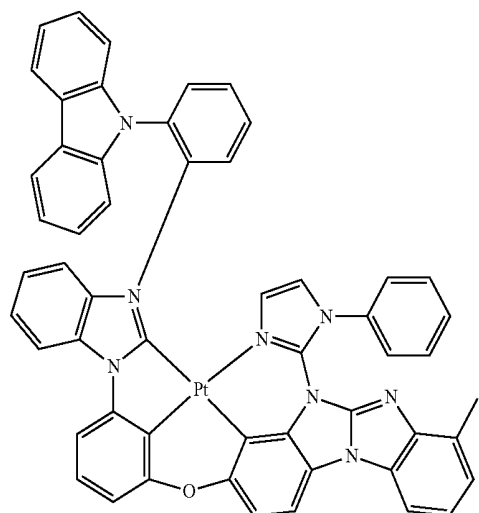
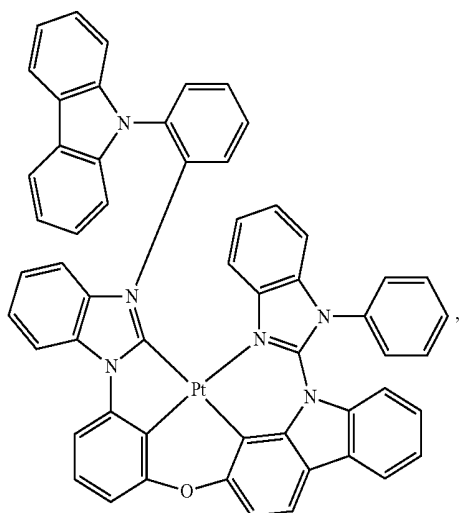
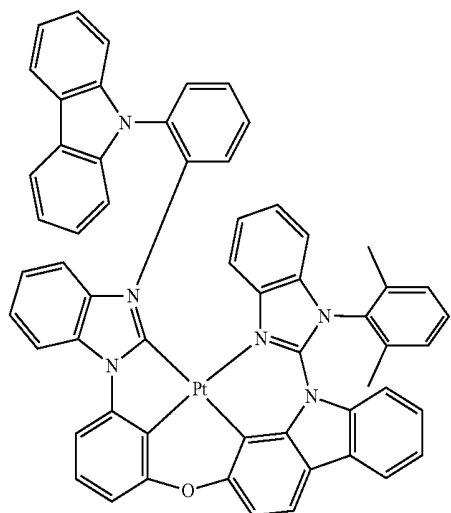
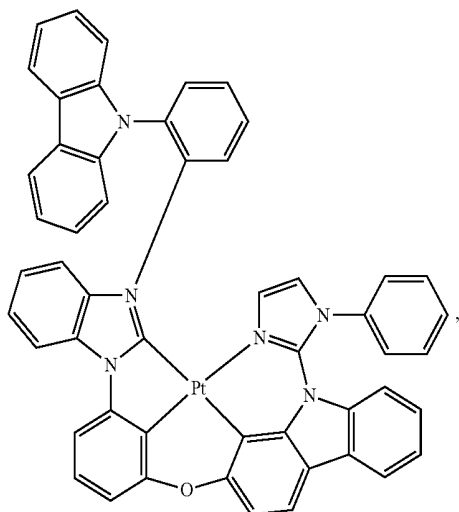
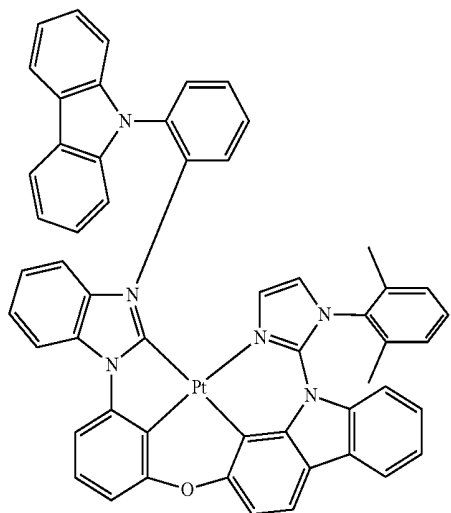
-continued



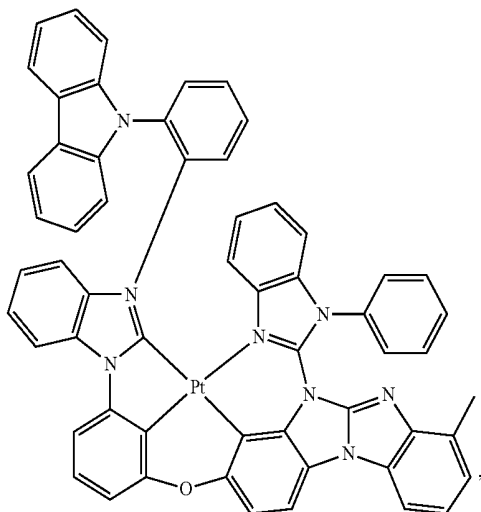
-continued



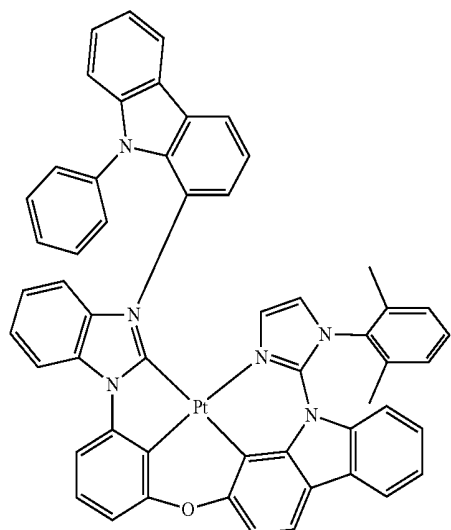
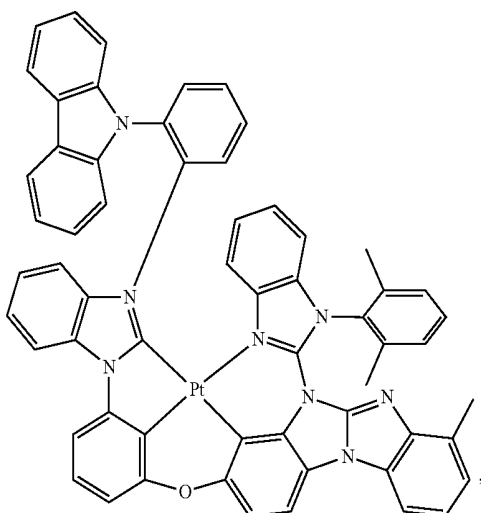
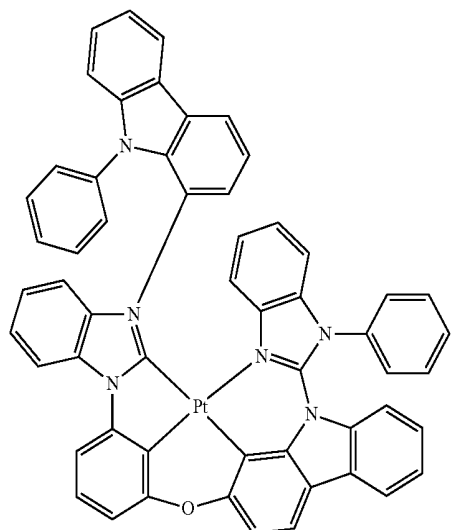
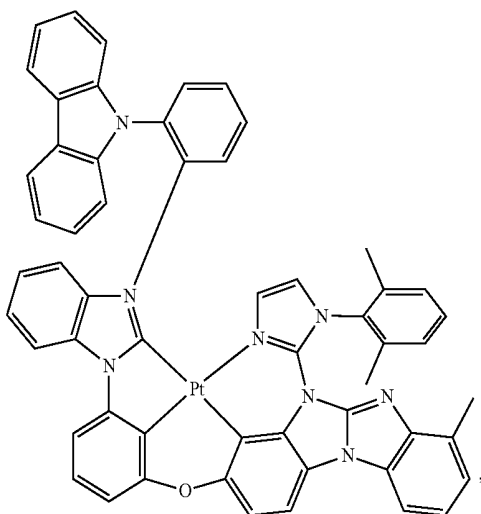
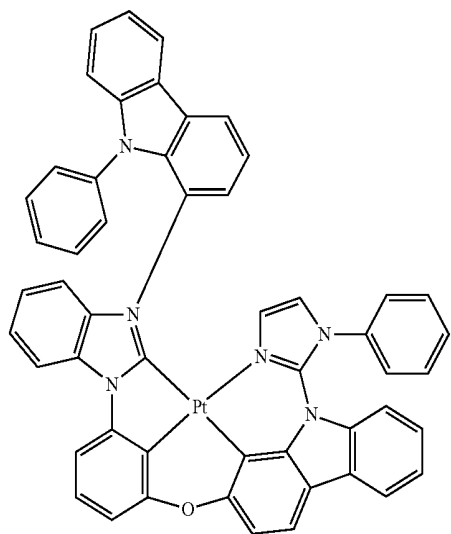
-continued



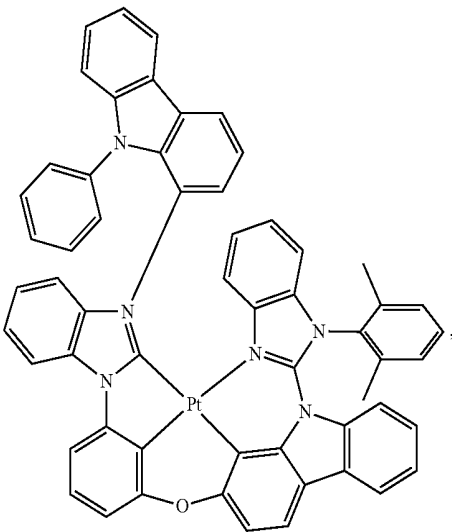
-continued



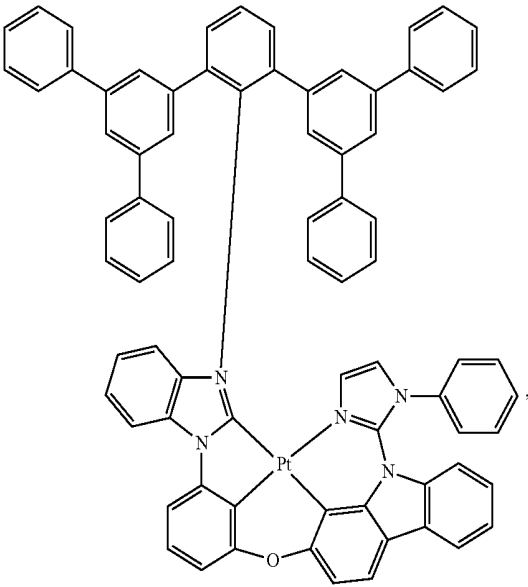
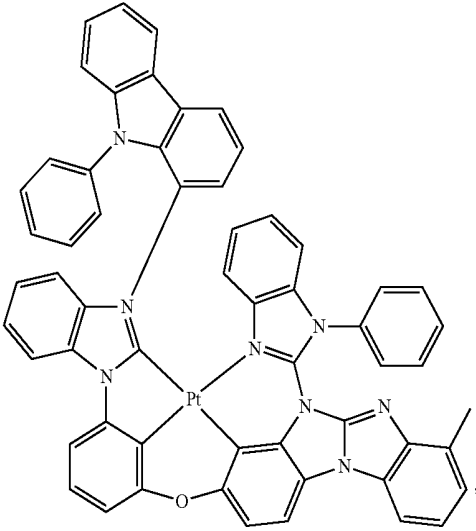
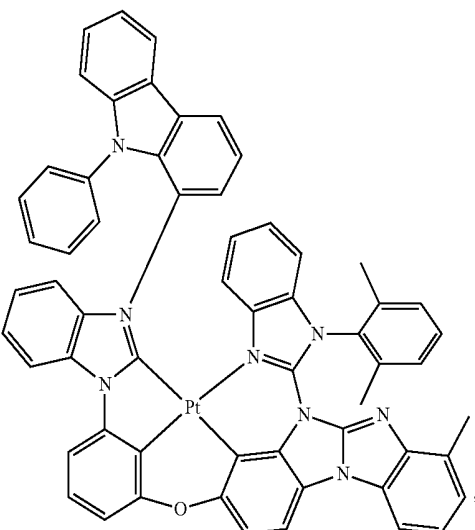
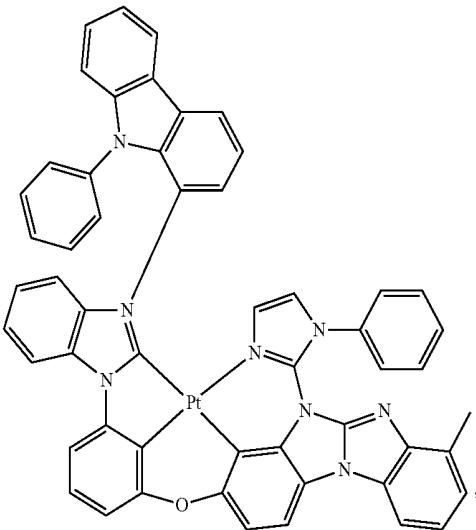
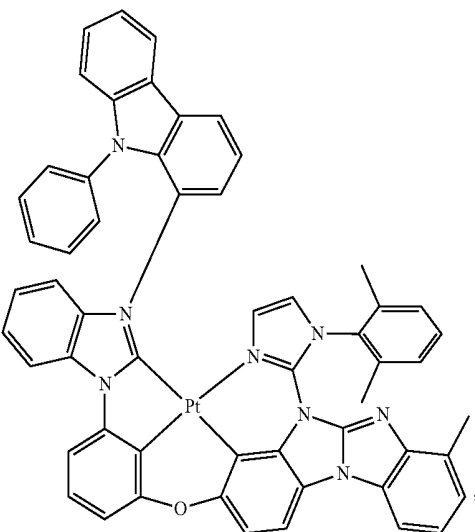
-continued

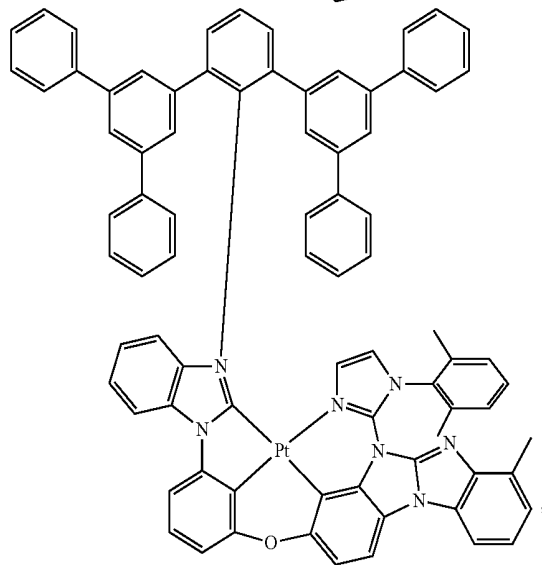
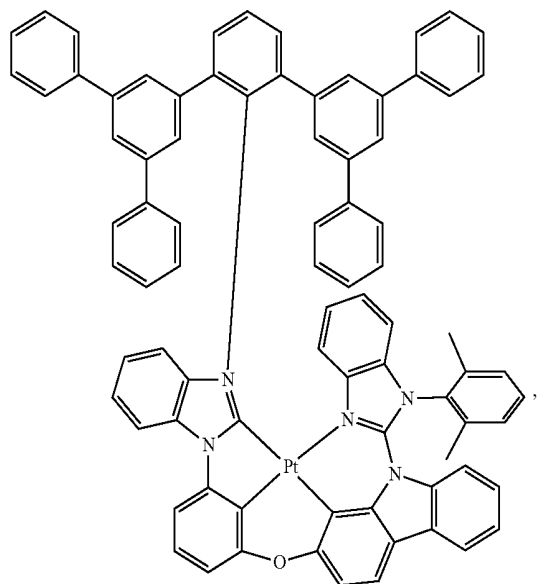
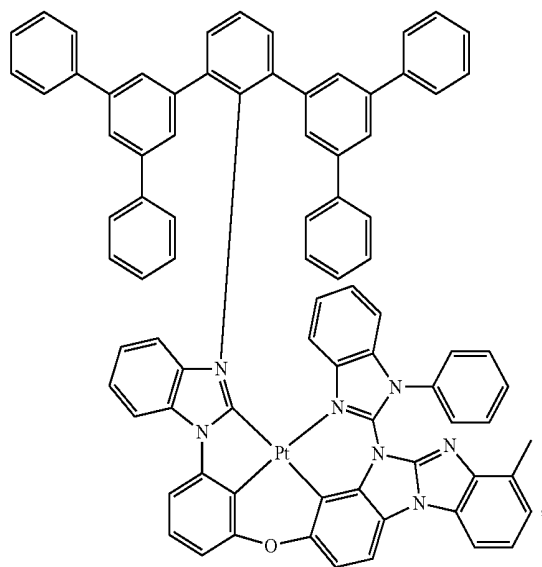
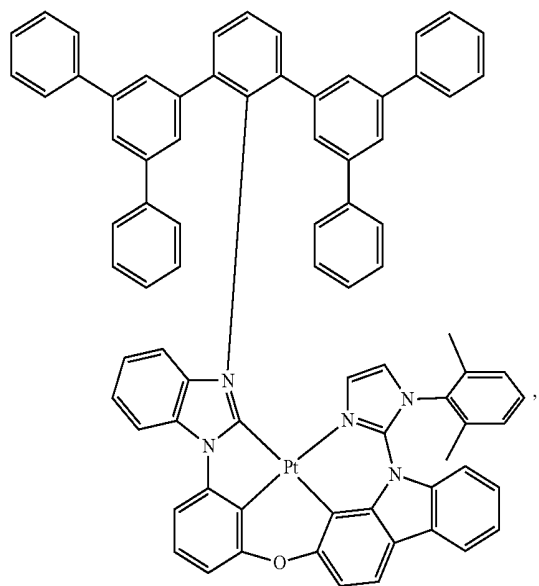
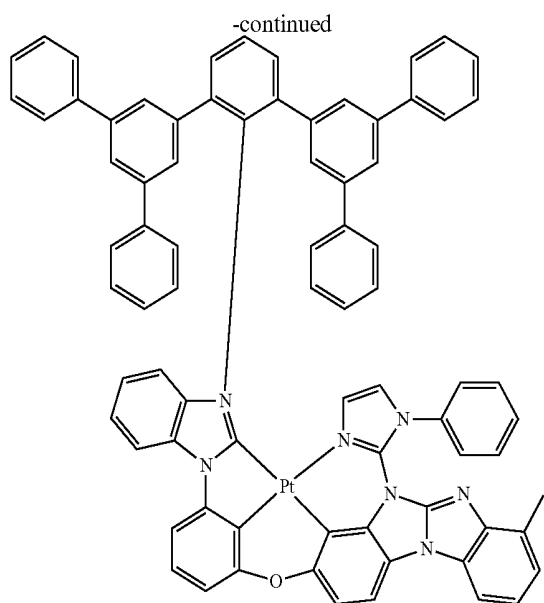
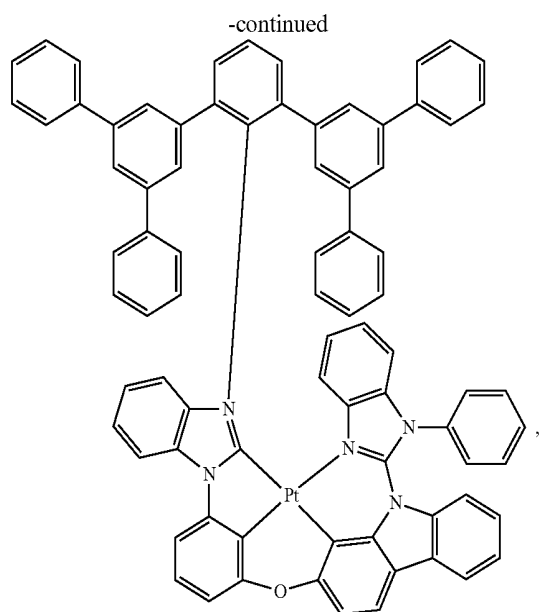


-continued

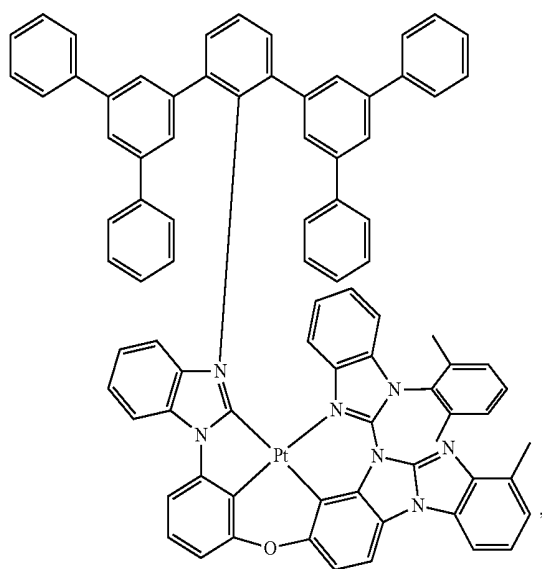


-continued

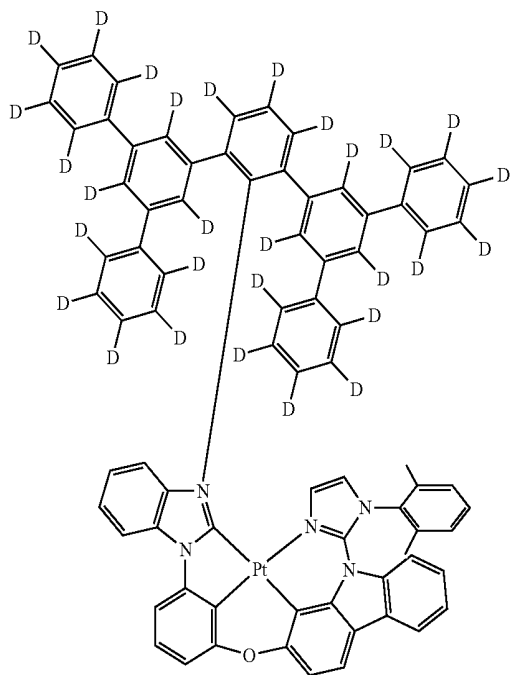
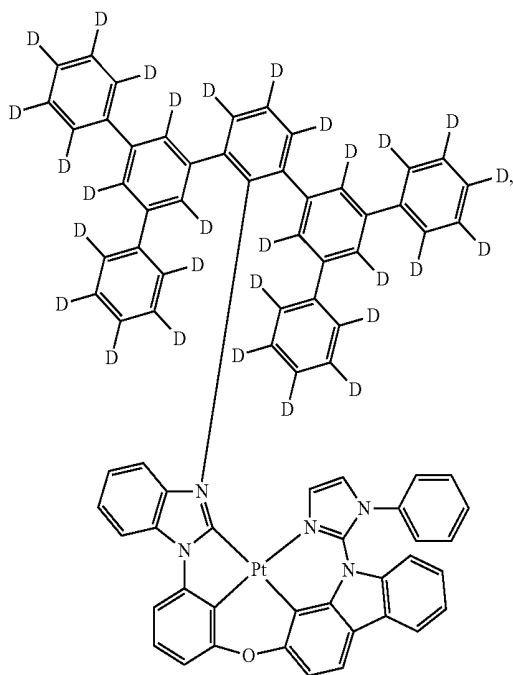
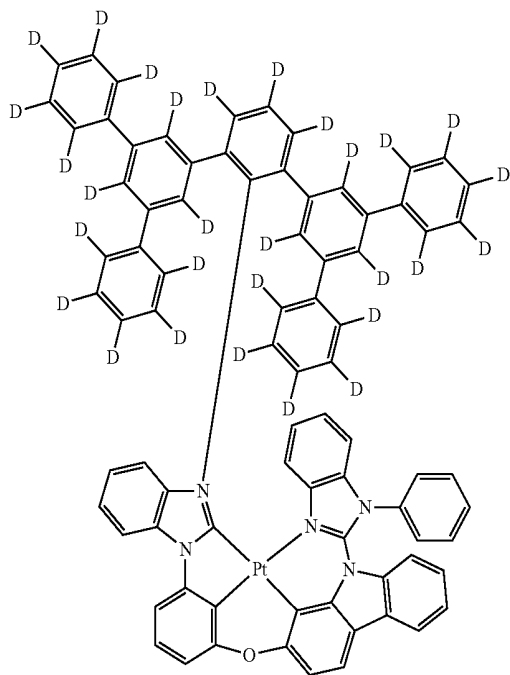




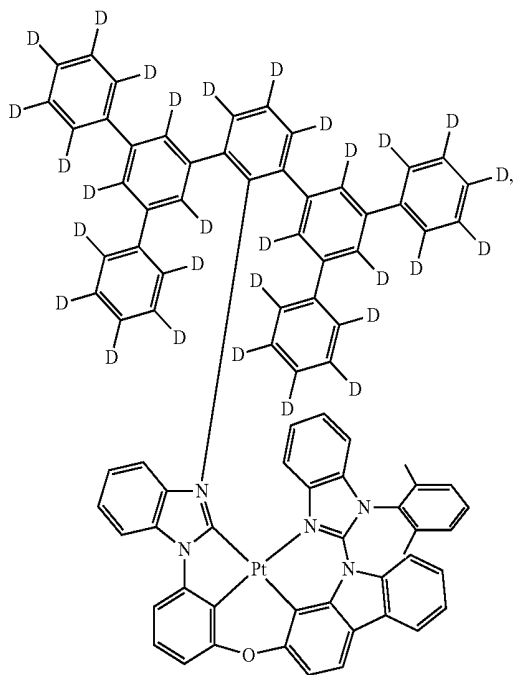
-continued



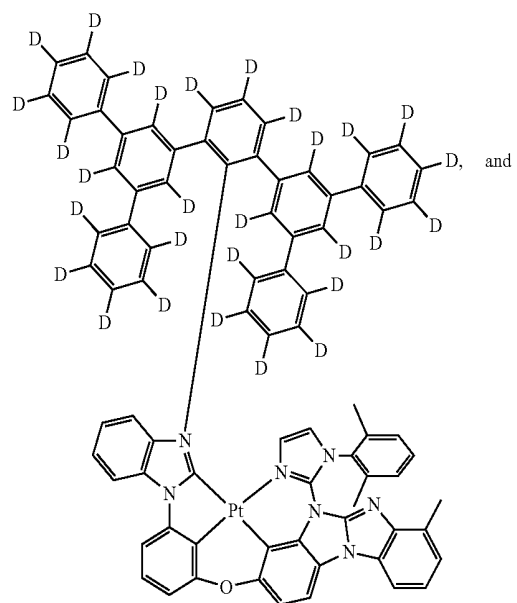
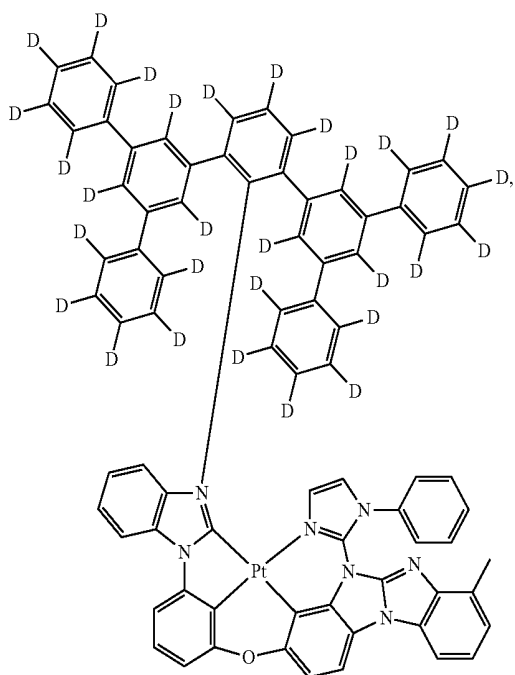
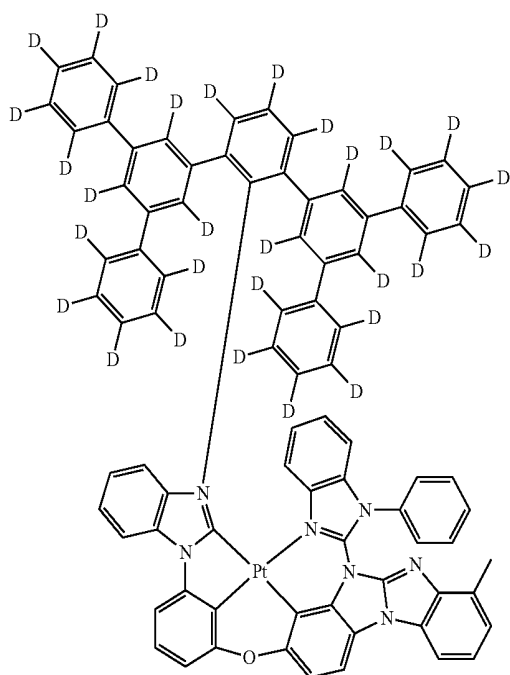
-continued

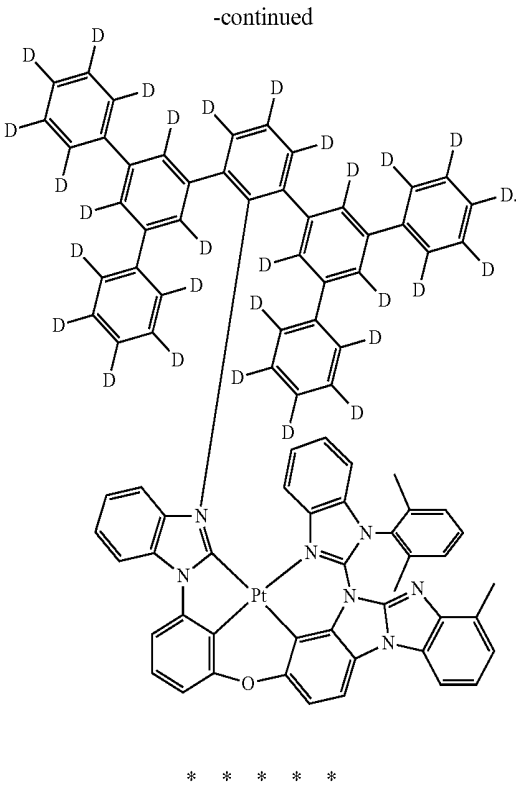


-continued



-continued





专利名称(译)	有机电致发光材料和器件		
公开(公告)号	US20200119289A1	公开(公告)日	2020-04-16
申请号	US16/586041	申请日	2019-09-27
[标]申请(专利权)人(译)	环球展览公司		
申请(专利权)人(译)	通用显示器公司		
当前申请(专利权)人(译)	通用显示器公司		
[标]发明人	LIN CHUN CHEN HSIAO FAN FELDMAN JERALD FLEETHAM TYLER WOLOHAN PETER BROOKS JASON		
发明人	LIN, CHUN CHEN, HSIAO-FAN FELDMAN, JERALD FLEETHAM, TYLER WOLOHAN, PETER BROOKS, JASON		
IPC分类号	H01L51/00		
CPC分类号	H01L51/5092 H01L51/5096 H01L51/5016 H01L51/0087 H01L51/0072 H01L51/0067		
优先权	62/898219 2019-09-10 US 62/859919 2019-06-11 US 62/823922 2019-03-26 US 62/745541 2018-10-15 US		
外部链接	Espacenet USPTO		

摘要(译)

式化合物 公开了用作OLED中的发射极的有机发光二极管。

